



### Part A - Mission Statement

1. Provide the institution's mission statement or a web address (URL) where the mission statement can be found. Typed statements are limited to 2,000 characters or less. The mission statement will be available to the public on College Navigator.

Mission Statement URL:

Please begin URL with "http://" or "https://"

Mission Statement

2. Are all the programs at your institution offered completely via distance education?

Yes

No




**Part B - Estimated Fall Enrollment**

**Estimated 2012 Fall Enrollment**

*Provide an early estimate of the institution's fall enrollment for all levels offered. Levels should match those indicated 'Yes' in the IC Header survey. If you made an error in the IC Header survey, please contact the Help Desk.*

*These data will NOT appear in College Navigator, but will be made available via the IPEDS Data Center.*

Estimates should be based on the definitions used in the IPEDS Fall Enrollment component submitted during the spring collection (for academic institutions report an estimate of the students that are/will be enrolled as of October 15, 2012; for program reporter institutions report an estimate of students enrolled in your institution at any time between August 1 and October 31, 2012). Prior year (PY) Fall Enrollment counts are provided for reference.

	 Full-time	FT PY Enrollment	 Part-time	PT PY Enrollment	Total
<b>Undergraduate (academic or occupational programs)</b>	<input type="text" value="801"/>	<b>815</b>	<input type="text" value="985"/>	<b>902</b>	1,786
<b>Of undergraduates, those who are first-time, degree/certificate-seeking students</b>	<input type="text" value="0"/>		<input type="text" value="0"/>		0
<b>Graduate</b>	 <input type="text" value="23"/>	<b>57</b>	<input type="text" value="142"/>	<b>135</b>	165

**Part C - Student Services - Special Learning Opportunities**

**1. Does your institution accept any of the following? [Check all that apply]**

Dual credit (college credit earned while in high school)

Credit for life experiences

Advanced placement (AP) credits

None of the above

**2. What types of special learning opportunities are offered by your institution? [Check all that apply]**

ROTC

Army

Navy

Air Force

Study abroad

Weekend/evening college

Teacher certification (for the elementary, middle school/junior high, or secondary level)

Do **not** include certifications to teach at the postsecondary level.

Students can complete their preparation in certain areas of specialization

Students must complete their preparation at another institution for certain areas of specialization

This institution is approved by the state for the initial certification or licensure of teachers

None of the above

**3. If your institution grants a bachelor's degree or higher but does not offer a full 4-year program of study at the undergraduate level, how many years of completed college-level work are required for entrance?**

Number of years

Two

### Part C - Student Services - Distance Opportunities

4. Which of the following selected student services are offered by your institution? [Check all that apply]

- Remedial services
- Academic/career counseling services
- Employment services for current students
- Placement services for program completers
- On-campus day care for children of students
- None of the above

5. Does your institution have its own library or are you financially supporting a shared library with another postsecondary education institution?

- Have our own library
- Do not have our own library but contribute financial support to a shared library
- Neither of the above


6. Indicate whether or not any of the following alternative tuition plans are offered by your institution.

- No
- Yes

- Tuition guarantee
- Prepaid tuition plan
- Tuition payment plan
- Other (specify in box below)

7. Please indicate at what level(s) your institution offers distance education opportunities (courses and/or programs).

- Undergraduate
- Graduate
- The institution does not offer distance education opportunities


 You may use the space below to provide context for the data you've reported above. These context notes will be posted on the College Navigator website, and should be written to be understood by students and parents.



**Part C - Disability Service**

Please indicate the percentage of all undergraduates enrolled during fall 2011 who were formally registered as students with disabilities with the institution's office of disability services (or the equivalent office).

<input checked="" type="radio"/>	3 percent or less	
<input type="radio"/>	More than 3 percent:	<input type="text"/> %

 You may use the space below to provide context for the data you've reported above. These context notes will be posted on the College Navigator website, and should be written to be understood by students and parents.

### Part D - Student Charges Questions

#### 2. Does your institution charge different tuition for in-district, in-state, or out-of-state students?

If you answer **Yes** to this question, you will be expected to report tuition amounts for in-district, in-state, and out-of-state students.

Please only select **Yes** if you really charge different tuition rates, or you will be reporting the same numbers 3 times.

No

Yes

#### 3. Does your institution offer institutionally-controlled housing (either on or off campus)?

If you answer **Yes** to this question, you will be expected to specify a housing capacity, and to report a room charge or a combined room and board charge (D10).

No

Yes

Specify housing capacity for academic year 2012-13

#### 4. Do you offer board or meal plans to your students?

If you answer **Yes** to this question, you will be expected to report a board charge or combined room and board charge (D10).

No

Yes - Enter the number of meals per week in the maximum meal plan available

Yes - Number of meals per week can vary (e.g., students' charge meals against a meal card)



**Part D - Undergraduate Student Charges**

If the institution charges an application fee, indicate the amount.

	Amount	Prior year
<u>Undergraduate application fee</u>	30	30

**5. Charges to full-time undergraduate students for the full academic year 2012-13**

Please be sure to report an average tuition that includes all students at all levels (freshman, sophomore, etc.).

	In-district	Prior year	In-state	Prior year	Out-of-state	Prior year
All full-time undergraduates						
Average tuition	5,519	5,048	5,519	5,048	15,442	14,235
Required fees	5	5	5	5	5	5

**6. Per credit hour charge for part-time undergraduate students**

Please be sure to report an average per credit tuition that includes all students at all levels (freshman, sophomore, etc.).

	In-district	Prior year	In-state	Prior year	Out-of-state	Prior year
Per credit hour charge	184	168	184	168	515	474

**Part D - Graduate Student Charges**

If the institution charges an application fee, indicate the amount.

	Amount	Prior year
Graduate application fee	30	30

*Please do not include tuition for Doctor's Degree – Professional Practice programs.  
Data for those programs are collected separately.*

**7. Charges to full-time graduate students for the full academic year 2012-13**

	In-district	Prior year	In-state	Prior year	Out-of-state	Prior year
Average tuition	10,029	9,301	10,029	9,301	20,218	19,412
Required fees	5	5	5	5	5	5

**8. Per credit hour charge for part-time graduate students**

	In-district	Prior year	In-state	Prior year	Out-of-state	Prior year
Per credit hour charge	418	387	418	387	842	808

**Part E - Athletic Association**

**1. Is this institution a member of a national athletic association?**

- No
- Yes - Check all that apply
  - National Collegiate Athletic Association (NCAA)
  - National Association of Intercollegiate Athletics (NAIA)
  - National Junior College Athletic Association (NJCAA)
  - United States Collegiate Athletic Association (USCAA)
  - National Christian College Athletic Association (NCCAA)
  - Other

**2. If this institution is a member of the NCAA or NAIA, specify the conference FOR EACH SPORT using the pull down menu.**

Sport	NCAA or NAIA member		Conference
Football	<input checked="" type="radio"/> No	<input type="radio"/> Yes-Specify	Select One
Basketball	<input checked="" type="radio"/> No	<input type="radio"/> Yes-Specify	Select One
Baseball	<input checked="" type="radio"/> No	<input type="radio"/> Yes-Specify	Select One
Cross country and/or track	<input checked="" type="radio"/> No	<input type="radio"/> Yes-Specify	Select One

Institution: University of South Florida Sarasota-Manatee (451671)

User ID: P4516711

### Prepared by

This survey component was prepared by:

Keyholder  SFA Contact  HR Contact  Finance Contact  Other

Name:

Laura Hoffman

Email:

lahoffman@sar.usf.ed

How long did it take to prepare this survey component?

hours

minutes

30

The name of the preparer is being collected so that we can follow up with the appropriate person in the event that there are questions concerning the data. The Keyholder will be copied on all email correspondence to other preparers.

The time it took to prepare this component is being collected so that we can continue to improve our estimate of the reporting burden associated with IPEDS. Please include in your estimate the time it took for you to review instructions, query and search data sources, complete and review the component, and submit the data through the Data Collection System.

Thank you for your assistance.

**Summary****Institutional Characteristics Component Summary  
Academic Year Reporters**

IPEDS collects important information regarding your institution. All data reported in IPEDS survey components become available in the IPEDS Data Center and appear as aggregated data in various Department of Education reports. Additionally, some of the reported data appears specifically for your institution through the College Navigator website and is included in your institution's Data Feedback Report (DFR). The purpose of this summary is to provide you an opportunity to view some of the data that, when accepted through the IPEDS quality control process, will appear on the College Navigator website and/or your DFR. College Navigator is updated approximately three months after the data collection period closes and Data Feedback Reports will be available through the ExPT and sent to your institution's CEO in November 2013.

Please review your data for accuracy. If you have questions about the data displayed below after reviewing the data reported on the survey screens, please contact the IPEDS Help Desk at: 1-877-225-2568 or [ipedshelp@rti.org](mailto:ipedshelp@rti.org).

**GENERAL INFORMATION**

Mission Statement	<a href="http://www.usfsm.edu/strategicplan/html.php">http://www.usfsm.edu/strategicplan/html.php</a>
Are all the programs at your institution offered completely via distance education?	No
Special Learning Opportunities	Study abroad Weekend/evening college Teacher certification (below the postsecondary level)
Student Services	Remedial services Academic/career counseling services Employment services for current students Placement services for program completers
Credit Accepted	Dual credit (college credit earned while in high school) Advanced placement (AP) credits

**PRICING INFORMATION**

Average undergraduate student tuition and fees for academic year 2012-13		Tuition	Fees
<input type="checkbox"/>	In-district	\$5,519	\$5
<input type="checkbox"/>	In-state	\$5,519	\$5
<input type="checkbox"/>	Out-of-state	\$15,442	\$5
Average graduate student tuition and fees for academic year 2012-13		Tuition	Fees
<input type="checkbox"/>	In-district	\$10,029	\$5
<input type="checkbox"/>	In-state	\$10,029	\$5
<input type="checkbox"/>	Out-of-state	\$20,218	\$5
Alternative tuition plans		Prepaid tuition plan	

**Institutional Characteristics**

**University of South Florida Sarasota-Manatee (451671)**

Source	Description	Severity	Resolved	Options
<b>Screen: Enrollment</b>				
Screen Entry	The number you entered, 23, is outside the expected range of within 30% of the number reported in last year's Enrollment. Please fix or explain. (Error #11190)	Explanation	Yes	
Reason:	Graduate level enrollment was down due to downward trend in College of Education admissions.			