

Fall Enrollment 2014-15

Institution: University of South Florida-Sarasota-Manatee (451671)

User ID: P4516716

Overview

Fall Enrollment Overview

The Fall Enrollment component collects student enrollment counts by level of student, enrollment status, gender and race/ethnicity. In addition, first-time student retention rates and the student-to-faculty ratio are collected. Every other year data on residence of first-time undergraduates is required and in opposite years, enrollment by student age is required to be reported.

Institutions operating on a traditional academic year calendar (semester, trimester, quarter, or 4-1-4) report Fall enrollment as of the institution's official fall reporting date or October 15. Institutions operating on a calendar that differs by program or that enrolls students on a continuous basis (referred to as program reporters) report Fall enrollment as students enrolled any time during the period August 1 and October 31.

Data Reporting Reminders:

- Part B, Enrollment of students by age, is **optional** this year.
- Part C, Residence of first-time degree/certificate-seeking undergraduates, is **required** this year.

Resources:

To download the survey materials for this component: [Survey Materials](#)

To access your prior year data submission for this component: [Reported Data](#)

If you have questions about completing this survey, please contact the **IPEDS Help Desk at 1-877-225-2568**.

Institution: University of South Florida-Sarasota-Manatee (451671)

User ID: P4516716

Part Selection

Completion of Part B (Enrollment of Students by Age) is optional this year.

Do you wish to complete Part B this year?

If you select 'Yes', you will be expected to complete the Part B screens.

If you select 'No', you will skip Part B.

<input checked="" type="radio"/>	Yes, I will complete Part B
<input type="radio"/>	No, I will not complete Part B

Institution: University of South Florida-Sarasota-Manatee (451671)

User ID: P4516716

Fall Enrollment - CIPCODE Selection

Indicate which of the following fields of study are offered by your institution. Students are to be reported by their major field of study for the categories listed below. Fields for which enrollment was reported for Fall 2012 have already been checked; please make sure all listed fields that are offered by your institution are checked.

Undergraduate and graduate fields		
<input checked="" type="checkbox"/>		13.0000 -- Education
<input type="checkbox"/>		14.0000 -- Engineering
<input checked="" type="checkbox"/>		26.0000 -- Biological and Biomedical Sciences
<input type="checkbox"/>		27.0000 -- Mathematics
<input type="checkbox"/>		40.0000 -- Physical Sciences
<input checked="" type="checkbox"/>		52.0000 -- Business, Management, Marketing, and Related Support Services
Graduate-only fields		
<input type="checkbox"/>		22.0101 -- Law (LL.B., J.D.)
<input type="checkbox"/>		51.0401 -- Dentistry (D.D.S., D.M.D.)
<input type="checkbox"/>		51.1201 -- Medicine (M.D.)
<input type="checkbox"/>	None of the above	

You may use the space below to provide context for the data you've reported above.

We do not have a graduate level program in 26.0000.

Institution: University of South Florida-Sarasota-Manatee (451671)

User ID: P4516716

Part A - Fall Enrollment for Full-Time Undergraduate StudentsEnrollment as of the institution's official fall reporting date or as of October 15, 2014**Full-time Undergraduate Students****Race/Ethnicity Reporting Reminder:**

- Report Hispanic/Latino individuals of any race as Hispanic/Latino
- Report race for non-Hispanic/Latino individuals only

Men

Enrolled for <u>credit</u>	<u>Degree/certificate-seeking</u>			Total degree/certificate-seeking	Non-degree/ non-certificate-seeking	Total, <u>Full-time undergraduate students</u>
	<u>First-time</u>	<u>Transfer-in</u>	<u>Continuing/Returning</u>			
<u>Nonresident alien</u>	1	1	1	3	1	4
<u>Hispanic/Latino</u>	3	14	19	36	0	36
<u>American Indian or Alaska Native</u>	1	1	0	2	0	2
<u>Asian</u>	2	2	5	9	0	9
<u>Black or African American</u>	1	5	15	21	0	21
<u>Native Hawaiian or Other Pacific Islander</u>	0	0	0	0	0	0
<u>White</u>	27	53	170	250	4	254
Two or more races	2	3	4	9	1	10
<u>Race and ethnicity unknown</u>	0	4	6	10	0	10
Total men	37	83	220	340	6	346
Total men prior year	37	106	196	339	2	341

Women

Enrolled for <u>credit</u>	<u>Degree/certificate-seeking</u>			Total degree/certificate-seeking	Non-degree/ non-certificate-seeking	Total, <u>Full-time undergraduate students</u>
	<u>First-time</u>	<u>Transfer-in</u>	<u>Continuing/Returning</u>			
<u>Nonresident alien</u>	0	3	1	4	11	15
<u>Hispanic/Latino</u>	7	23	50	80	1	81
<u>American Indian or Alaska Native</u>	0	0	1	1	0	1
<u>Asian</u>	2	1	10	13	0	13
<u>Black or African American</u>	3	5	21	29	0	29

<u>Native Hawaiian or Other Pacific Islander</u>	0	0	1	1	0	1
<u>White</u>	37	88	255	380	0	380
Two or more races	2	2	10	14	0	14
<u>Race and ethnicity unknown</u>	1	2	8	11	0	11
Total women	52	124	357	533	12	545
Total women prior year	43	138	305	486	10	496
Grand total (men+women)	89	207	577	873	18	891
Grand total (men+women) prior year	80	244	501	825	12	837

Institution: University of South Florida-Sarasota-Manatee (451671)

User ID: P4516716

Part A - Fall Enrollment by race/ethnicity and genderEnrollment as of the institution's official fall reporting date or as of October 15, 2014

CIPCODE: 13.0000 -- Education

Full-time undergraduate students

- Report Hispanic/Latino individuals of any race as Hispanic/Latino
- Report race for non-Hispanic/Latino individuals only

Men

Students enrolled for <u>credit</u>	<u>Degree/certificate-seeking</u>				Non-degree/ non-certificate- seeking	Total, <u>full-time</u> <u>undergraduate</u> students
	<u>First-time</u>	<u>Transfer- in</u>	<u>Continuing/ Returning</u>	Total		
<u>Nonresident alien</u>	<input type="text" value="0"/>	<input type="text" value="0"/>	<input type="text" value="0"/>	0	<input type="text"/>	0
<u>Hispanic/Latino</u>	<input type="text" value="0"/>	<input type="text" value="0"/>	<input type="text" value="1"/>	1	<input type="text"/>	1
<u>American Indian or Alaska Native</u>	<input type="text" value="0"/>	<input type="text" value="0"/>	<input type="text" value="0"/>	0	<input type="text"/>	0
<u>Asian</u>	<input type="text" value="0"/>	<input type="text" value="0"/>	<input type="text" value="0"/>	0	<input type="text"/>	0
<u>Black or African American</u>	<input type="text" value="0"/>	<input type="text" value="0"/>	<input type="text" value="0"/>	0	<input type="text"/>	0
<u>Native Hawaiian or Other Pacific Islander</u>	<input type="text" value="0"/>	<input type="text" value="0"/>	<input type="text" value="0"/>	0	<input type="text"/>	0
<u>White</u>	<input type="text" value="0"/>	<input type="text" value="0"/>	<input type="text" value="4"/>	4	<input type="text"/>	4
Two or more races	<input type="text" value="0"/>	<input type="text" value="0"/>	<input type="text" value="0"/>	0	<input type="text"/>	0
<u>Race and ethnicity unknown</u>	<input type="text" value="0"/>	<input type="text" value="1"/>	<input type="text" value="0"/>	1	<input type="text"/>	1
Total men	0	1	5	6	0	6

Women

Students enrolled for <u>credit</u>	<u>Degree/certificate-seeking</u>				Non-degree/ non-certificate- seeking	Total, <u>full-time</u> <u>undergraduate</u> students
	<u>First-time</u>	<u>Transfer- in</u>	<u>Continuing/ Returning</u>	Total		
<u>Nonresident alien</u>	<input type="text" value="0"/>	<input type="text" value="0"/>	<input type="text" value="0"/>	0	<input type="text"/>	0
<u>Hispanic/Latino</u>	<input type="text" value="0"/>	<input type="text" value="4"/>	<input type="text" value="7"/>	11	<input type="text"/>	11
<u>American Indian or Alaska Native</u>	<input type="text" value="0"/>	<input type="text" value="0"/>	<input type="text" value="1"/>	1	<input type="text"/>	1
<u>Asian</u>	<input type="text" value="0"/>	<input type="text" value="0"/>	<input type="text" value="0"/>	0	<input type="text"/>	0
<u>Black or African American</u>	<input type="text" value="0"/>	<input type="text" value="1"/>	<input type="text" value="0"/>	1	<input type="text"/>	1
<u>Native Hawaiian or Other Pacific Islander</u>	<input type="text" value="0"/>	<input type="text" value="0"/>	<input type="text" value="0"/>	0	<input type="text"/>	0
<u>White</u>	<input type="text" value="7"/>	<input type="text" value="19"/>	<input type="text" value="54"/>	80	<input type="text"/>	80

Two or more races	<input type="text" value="0"/>	<input type="text" value="0"/>	<input type="text" value="2"/>	2	<input type="text" value=""/>	2
<u>Race and ethnicity unknown</u>	<input type="text" value="0"/>	<input type="text" value="0"/>	<input type="text" value="1"/>	1	<input type="text" value=""/>	1
Total women	7	24	65	96	0	96
Grand total (men+women)	7	25	70	102	0	102
Grand total (men+women) 2012-13		24	88	112		112

Institution: University of South Florida-Sarasota-Manatee (451671)

User ID: P4516716

Part A - Fall Enrollment by race/ethnicity and genderEnrollment as of the institution's official fall reporting date or as of October 15, 2014

CIPCODE: 26.0000 -- Biological and Biomedical Sciences

Full-time undergraduate students

- Report Hispanic/Latino individuals of any race as Hispanic/Latino
- Report race for non-Hispanic/Latino individuals only

Men

Students enrolled for <u>credit</u>	<u>Degree/certificate-seeking</u>				Non-degree/ non-certificate- seeking	Total, <u>full-time</u> <u>undergraduate</u> students
	<u>First-time</u>	<u>Transfer- in</u>	<u>Continuing/ Returning</u>	Total		
<u>Nonresident alien</u>	<input type="text" value="0"/>	<input type="text" value="0"/>	<input type="text" value="0"/>	0	<input type="text"/>	0
<u>Hispanic/Latino</u>	<input type="text" value="1"/>	<input type="text" value="3"/>	<input type="text" value="1"/>	5	<input type="text"/>	5
<u>American Indian or Alaska Native</u>	<input type="text" value="1"/>	<input type="text" value="0"/>	<input type="text" value="0"/>	1	<input type="text"/>	1
<u>Asian</u>	<input type="text" value="1"/>	<input type="text" value="0"/>	<input type="text" value="0"/>	1	<input type="text"/>	1
<u>Black or African American</u>	<input type="text" value="0"/>	<input type="text" value="1"/>	<input type="text" value="0"/>	1	<input type="text"/>	1
<u>Native Hawaiian or Other Pacific Islander</u>	<input type="text" value="0"/>	<input type="text" value="0"/>	<input type="text" value="0"/>	0	<input type="text"/>	0
<u>White</u>	<input type="text" value="7"/>	<input type="text" value="10"/>	<input type="text" value="8"/>	25	<input type="text"/>	25
Two or more races	<input type="text" value="1"/>	<input type="text" value="0"/>	<input type="text" value="0"/>	1	<input type="text"/>	1
<u>Race and ethnicity unknown</u>	<input type="text" value="0"/>	<input type="text" value="0"/>	<input type="text" value="0"/>	0	<input type="text"/>	0
Total men	11	14	9	34	0	34

Women

Students enrolled for <u>credit</u>	<u>Degree/certificate-seeking</u>				Non-degree/ non-certificate- seeking	Total, <u>full-time</u> <u>undergraduate</u> students
	<u>First-time</u>	<u>Transfer- in</u>	<u>Continuing/ Returning</u>	Total		
<u>Nonresident alien</u>	<input type="text" value="0"/>	<input type="text" value="1"/>	<input type="text" value="0"/>	1	<input type="text"/>	1
<u>Hispanic/Latino</u>	<input type="text" value="3"/>	<input type="text" value="5"/>	<input type="text" value="2"/>	10	<input type="text"/>	10
<u>American Indian or Alaska Native</u>	<input type="text" value="0"/>	<input type="text" value="0"/>	<input type="text" value="0"/>	0	<input type="text"/>	0
<u>Asian</u>	<input type="text" value="1"/>	<input type="text" value="1"/>	<input type="text" value="0"/>	2	<input type="text"/>	2
<u>Black or African American</u>	<input type="text" value="0"/>	<input type="text" value="0"/>	<input type="text" value="1"/>	1	<input type="text"/>	1
<u>Native Hawaiian or Other Pacific Islander</u>	<input type="text" value="0"/>	<input type="text" value="0"/>	<input type="text" value="0"/>	0	<input type="text"/>	0
<u>White</u>	<input type="text" value="6"/>	<input type="text" value="8"/>	<input type="text" value="4"/>	18	<input type="text"/>	18

Two or more races	<input type="text" value="1"/>	<input type="text" value="1"/>	<input type="text" value="0"/>	2	<input type="text" value=""/>	2
<u>Race and ethnicity unknown</u>	<input type="text" value="0"/>	<input type="text" value="1"/>	<input type="text" value="0"/>	1	<input type="text" value=""/>	1
Total women	11	17	7	35	0	35
Grand total (men+women)	22	31	16	69	0	69
Grand total (men+women) 2012-13						

Institution: University of South Florida-Sarasota-Manatee (451671)

User ID: P4516716

Part A - Fall Enrollment by race/ethnicity and genderEnrollment as of the institution's official fall reporting date or as of October 15, 2014

CIPCODE: 52.0000 -- Business, Management, Marketing and Related Support Services

Full-time undergraduate students

- Report Hispanic/Latino individuals of any race as Hispanic/Latino
- Report race for non-Hispanic/Latino individuals only

Men

Students enrolled for <u>credit</u>	<u>Degree/certificate-seeking</u>				Non-degree/ non-certificate- seeking	Total, <u>full-time</u> <u>undergraduate</u> students
	<u>First-time</u>	<u>Transfer- in</u>	<u>Continuing/ Returning</u>	Total		
<u>Nonresident alien</u>	1	1	1	3	1	4
<u>Hispanic/Latino</u>	0	3	7	10	0	10
<u>American Indian or Alaska Native</u>	0	0	0	0	0	0
<u>Asian</u>	0	1	2	3	0	3
<u>Black or African American</u>	1	2	6	9	0	9
<u>Native Hawaiian or Other Pacific Islander</u>	0	0	0	0	0	0
<u>White</u>	7	16	81	104	0	104
Two or more races	1	2	1	4	0	4
<u>Race/ethnicity unknown</u>	0	0	2	2	0	2
Total men	10	25	100	135	1	136

Women

Students enrolled for <u>credit</u>	<u>Degree/certificate-seeking</u>				Non-degree/ non-certificate- seeking	Total, <u>full-time</u> <u>undergraduate</u> students
	<u>First-time</u>	<u>Transfer- in</u>	<u>Continuing/ Returning</u>	Total		
<u>Nonresident alien</u>	0	2	0	2	11	13
<u>Hispanic/Latino</u>	0	6	14	20	0	20
<u>American Indian or Alaska Native</u>	0	0	0	0	0	0
<u>Asian</u>	0	0	8	8	0	8
<u>Black or African American</u>	2	2	4	8	0	8
<u>Native Hawaiian or Other Pacific Islander</u>	0	0	0	0	0	0
<u>White</u>	6	30	83	119	0	119

Two or more races	<input type="text" value="0"/>	<input type="text" value="0"/>	<input type="text" value="5"/>	5	<input type="text" value="0"/>	5
<u>Race/ethnicity unknown</u>	<input type="text" value="0"/>	<input type="text" value="0"/>	<input type="text" value="2"/>	2	<input type="text" value="0"/>	2
Total women	8	40	116	164	11	175
Grand total (men+women)	18	65	216	299	12	311
Grand total (men+women) 2012-13		97	192	289		289

Institution: University of South Florida-Sarasota-Manatee (451671)

User ID: P4516716

Part A - Fall Enrollment for Part-time Undergraduate StudentsEnrollment as of the institution's official fall reporting date or as of October 15, 2014**Part-time Undergraduate Students****Race/Ethnicity Reporting Reminder:**

- Report Hispanic/Latino individuals of any race as Hispanic/Latino
- Report race for non-Hispanic/Latino individuals only

Men

Enrolled for <u>credit</u>	<u>Degree/certificate-seeking</u>			Total degree/certificate-seeking	Non-degree/non-certificate-seeking	Total, <u>part-time undergraduate students</u>
	<u>First-time</u>	<u>Transfer-in</u>	<u>Continuing/Returning</u>			
<u>Nonresident alien</u>	0	0	1	1	0	1
<u>Hispanic/Latino</u>	1	8	40	49	4	53
<u>American Indian or Alaska Native</u>	0	0	2	2	0	2
<u>Asian</u>	0	0	6	6	1	7
<u>Black or African American</u>	0	3	24	27	2	29
<u>Native Hawaiian or Other Pacific Islander</u>	0	0	0	0	0	0
<u>White</u>	1	47	201	249	18	267
Two or more races	0	0	5	5	3	8
<u>Race and ethnicity unknown</u>	0	0	1	1	1	2
Total men	2	58	280	340	29	369
Total men prior year	1	61	275	337	28	365

Women

Enrolled for <u>credit</u>	<u>Degree/certificate-seeking</u>			Total degree/certificate-seeking	Non-degree/non-certificate-seeking	Total, <u>part-time undergraduate students</u>
	<u>First-time</u>	<u>Transfer-in</u>	<u>Continuing/Returning</u>			
<u>Nonresident alien</u>	0	0	0	0	0	0
<u>Hispanic/Latino</u>	0	15	61	76	2	78
<u>American Indian or Alaska Native</u>	0	0	2	2	0	2
<u>Asian</u>	0	1	7	8	1	9
<u>Black or African American</u>	0	9	28	37	0	37

<u>Native Hawaiian or Other Pacific Islander</u>	<input type="text" value="0"/>	<input type="text" value="0"/>	<input type="text" value="1"/>	1	<input type="text" value="0"/>	1
<u>White</u>	<input type="text" value="1"/>	<input type="text" value="54"/>	<input type="text" value="277"/>	332	<input type="text" value="13"/>	345
Two or more races	<input type="text" value="0"/>	<input type="text" value="2"/>	<input type="text" value="6"/>	8	<input type="text" value="1"/>	9
<u>Race and ethnicity unknown</u>	<input type="text" value="0"/>	<input type="text" value="1"/>	<input type="text" value="12"/>	13	<input type="text" value="2"/>	15
Total women	1	82	394	477	19	496
Total women prior year	2	97	410	509	17	526
Grand total (men+women)	3	140	674	817	48	865
Grand total (men+women) prior year	3	158	685	846	45	891

Institution: University of South Florida-Sarasota-Manatee (451671)

User ID: P4516716

Part A - Fall Enrollment by race/ethnicity and genderEnrollment as of the institution's official fall reporting date or as of October 15, 2014

CIPCODE: 13.0000 -- Education

Part-time undergraduate students

- Report Hispanic/Latino individuals of any race as Hispanic/Latino
- Report race for non-Hispanic/Latino individuals only

Men

Students enrolled for <u>credit</u>	<u>Degree/certificate-seeking</u>				Non-degree/ non-certificate- seeking	Total, <u>part-time</u> <u>undergraduate</u> students
	<u>First-time</u>	<u>Transfer- in</u>	<u>Continuing/ Returning</u>	Total		
<u>Nonresident alien</u>	<input type="text"/>	<input type="text" value="0"/>	<input type="text" value="0"/>	0	<input type="text"/>	0
<u>Hispanic/Latino</u>	<input type="text"/>	<input type="text" value="1"/>	<input type="text" value="0"/>	1	<input type="text"/>	1
<u>American Indian or Alaska Native</u>	<input type="text"/>	<input type="text" value="0"/>	<input type="text" value="0"/>	0	<input type="text"/>	0
<u>Asian</u>	<input type="text"/>	<input type="text" value="0"/>	<input type="text" value="0"/>	0	<input type="text"/>	0
<u>Black or African American</u>	<input type="text"/>	<input type="text" value="0"/>	<input type="text" value="0"/>	0	<input type="text"/>	0
<u>Native Hawaiian or Other Pacific Islander</u>	<input type="text"/>	<input type="text" value="0"/>	<input type="text" value="0"/>	0	<input type="text"/>	0
<u>White</u>	<input type="text"/>	<input type="text" value="2"/>	<input type="text" value="6"/>	8	<input type="text"/>	8
Two or more races	<input type="text"/>	<input type="text" value="0"/>	<input type="text" value="0"/>	0	<input type="text"/>	0
<u>Race/ethnicity unknown</u>	<input type="text"/>	<input type="text" value="0"/>	<input type="text" value="0"/>	0	<input type="text"/>	0
Total men	0	3	6	9	0	9

Women

Students enrolled for <u>credit</u>	<u>Degree/certificate-seeking</u>				Non-degree/ non-certificate- seeking	Total, <u>part-time</u> <u>undergraduate</u> students
	<u>First-time</u>	<u>Transfer- in</u>	<u>Continuing/ Returning</u>	Total		
<u>Nonresident alien</u>	<input type="text"/>	<input type="text" value="0"/>	<input type="text" value="0"/>	0	<input type="text"/>	0
<u>Hispanic/Latino</u>	<input type="text"/>	<input type="text" value="3"/>	<input type="text" value="7"/>	10	<input type="text"/>	10
<u>American Indian or Alaska Native</u>	<input type="text"/>	<input type="text" value="0"/>	<input type="text" value="0"/>	0	<input type="text"/>	0
<u>Asian</u>	<input type="text"/>	<input type="text" value="0"/>	<input type="text" value="0"/>	0	<input type="text"/>	0
<u>Black or African American</u>	<input type="text"/>	<input type="text" value="1"/>	<input type="text" value="1"/>	2	<input type="text"/>	2
<u>Native Hawaiian or Other Pacific Islander</u>	<input type="text"/>	<input type="text" value="0"/>	<input type="text" value="0"/>	0	<input type="text"/>	0
<u>White</u>	<input type="text"/>	<input type="text" value="6"/>	<input type="text" value="29"/>	35	<input type="text"/>	35

Two or more races	<input type="text"/>	<input type="text" value="0"/>	<input type="text" value="0"/>	0	<input type="text"/>	0
<u>Race/ethnicity unknown</u>	<input type="text"/>	<input type="text" value="0"/>	<input type="text" value="0"/>	0	<input type="text"/>	0
Total women	0	10	37	47	0	47
Grand total (men+women)	0	13	43	56	0	56
Grand total (men+women) 2012-13		20	56	76		76

Institution: University of South Florida-Sarasota-Manatee (451671)

User ID: P4516716


Part A - Fall Enrollment by race/ethnicity and genderEnrollment as of the institution's official fall reporting date or as of October 15, 2014

CIPCODE: 26.0000 -- Biological and Biomedical Sciences

Part-time undergraduate students

- Report Hispanic/Latino individuals of any race as Hispanic/Latino
- Report race for non-Hispanic/Latino individuals only

Men

Students enrolled for <u>credit</u>	<u>Degree/certificate-seeking</u>				Non-degree/ non-certificate- seeking	Total, <u>part-time</u> <u>undergraduate</u> students
	<u>First-time</u>	<u>Transfer- in</u>	<u>Continuing/ Returning</u>	Total		
<u>Nonresident alien</u>	<input type="text" value="0"/>	<input type="text" value="0"/>	<input type="text" value="0"/>	0	<input type="text"/>	0
<u>Hispanic/Latino</u>	<input type="text" value="0"/>	<input type="text" value="2"/>	<input type="text" value="0"/>	2	<input type="text"/>	2
<u>American Indian or Alaska Native</u>	<input type="text" value="0"/>	<input type="text" value="0"/>	<input type="text" value="0"/>	0	<input type="text"/>	0
<u>Asian</u>	<input type="text" value="0"/>	<input type="text" value="0"/>	<input type="text" value="0"/>	0	<input type="text"/>	0
<u>Black or African American</u>	<input type="text" value="0"/>	<input type="text" value="0"/>	<input type="text" value="0"/>	0	<input type="text"/>	0
<u>Native Hawaiian or Other Pacific Islander</u>	<input type="text" value="0"/>	<input type="text" value="0"/>	<input type="text" value="0"/>	0	<input type="text"/>	0
<u>White</u>	<input type="text" value="0"/>	<input type="text" value="6"/>	<input type="text" value="0"/>	6	<input type="text"/>	6
Two or more races	<input type="text" value="0"/>	<input type="text" value="0"/>	<input type="text" value="0"/>	0	<input type="text"/>	0
<u>Race and ethnicity unknown</u>	<input type="text" value="0"/>	<input type="text" value="0"/>	<input type="text" value="0"/>	0	<input type="text"/>	0
Total men	0	8	 0	8	0	8

Women

Students enrolled for <u>credit</u>	<u>Degree/certificate-seeking</u>				Non-degree/ non-certificate- seeking	Total, <u>part-time</u> <u>undergraduate</u> students
	<u>First-time</u>	<u>Transfer- in</u>	<u>Continuing/ Returning</u>	Total		
<u>Nonresident alien</u>	<input type="text" value="0"/>	<input type="text" value="0"/>	<input type="text" value="0"/>	0	<input type="text"/>	0
<u>Hispanic/Latino</u>	<input type="text" value="0"/>	<input type="text" value="1"/>	<input type="text" value="2"/>	3	<input type="text"/>	3
<u>American Indian or Alaska Native</u>	<input type="text" value="0"/>	<input type="text" value="0"/>	<input type="text" value="0"/>	0	<input type="text"/>	0
<u>Asian</u>	<input type="text" value="0"/>	<input type="text" value="0"/>	<input type="text" value="2"/>	2	<input type="text"/>	2
<u>Black or African American</u>	<input type="text" value="0"/>	<input type="text" value="0"/>	<input type="text" value="0"/>	0	<input type="text"/>	0
<u>Native Hawaiian or Other Pacific Islander</u>	<input type="text" value="0"/>	<input type="text" value="0"/>	<input type="text" value="0"/>	0	<input type="text"/>	0
<u>White</u>	<input type="text" value="1"/>	<input type="text" value="9"/>	<input type="text" value="1"/>	11	<input type="text"/>	11

Two or more races	<input type="text" value="0"/>	<input type="text" value="1"/>	<input type="text" value="0"/>	1	<input type="text" value=""/>	1
<u>Race and ethnicity unknown</u>	<input type="text" value="0"/>	<input type="text" value="0"/>	<input type="text" value="0"/>	0	<input type="text" value=""/>	0
Total women	1	11	5	17	0	17
Grand total (men+women)	1	19	5	25	0	25
Grand total (men+women) 2012-13						

Institution: University of South Florida-Sarasota-Manatee (451671)

User ID: P4516716

Part A - Fall Enrollment by race/ethnicity and genderEnrollment as of the institution's official fall reporting date or as of October 15, 2014

CIPCODE: 52.0000 -- Business, Management, Marketing and Related Support Services

Part-time undergraduate students

- Report Hispanic/Latino individuals of any race as Hispanic/Latino
- Report race for non-Hispanic/Latino individuals only

Men

Students enrolled for <u>credit</u>	<u>Degree/certificate-seeking</u>				Non-degree/ non-certificate- seeking	Total, <u>part-time</u> <u>undergraduate</u> students
	<u>First-time</u>	<u>Transfer- in</u>	<u>Continuing/ Returning</u>	Total		
<u>Nonresident alien</u>	<input type="text" value="0"/>	<input type="text" value="0"/>	<input type="text" value="1"/>	1	<input type="text"/>	1
<u>Hispanic/Latino</u>	<input type="text" value="0"/>	<input type="text" value="4"/>	<input type="text" value="19"/>	23	<input type="text"/>	23
<u>American Indian or Alaska Native</u>	<input type="text" value="0"/>	<input type="text" value="0"/>	<input type="text" value="1"/>	1	<input type="text"/>	1
<u>Asian</u>	<input type="text" value="0"/>	<input type="text" value="0"/>	<input type="text" value="2"/>	2	<input type="text"/>	2
<u>Black or African American</u>	<input type="text" value="0"/>	<input type="text" value="1"/>	<input type="text" value="9"/>	10	<input type="text"/>	10
<u>Native Hawaiian or Other Pacific Islander</u>	<input type="text" value="0"/>	<input type="text" value="0"/>	<input type="text" value="0"/>	0	<input type="text"/>	0
<u>White</u>	<input type="text" value="1"/>	<input type="text" value="23"/>	<input type="text" value="95"/>	119	<input type="text"/>	119
Two or more races	<input type="text" value="0"/>	<input type="text" value="0"/>	<input type="text" value="0"/>	0	<input type="text"/>	0
<u>Race and ethnicity unknown</u>	<input type="text" value="0"/>	<input type="text" value="0"/>	<input type="text" value="1"/>	1	<input type="text"/>	1
Total men	1	28	128	157	0	157

Women

Students enrolled for <u>credit</u>	<u>Degree/certificate-seeking</u>				Non-degree/ non-certificate- seeking	Total, <u>part-time</u> <u>undergraduate</u> students
	<u>First-time</u>	<u>Transfer- in</u>	<u>Continuing/ Returning</u>	Total		
<u>Nonresident alien</u>	<input type="text" value="0"/>	<input type="text" value="0"/>	<input type="text" value="0"/>	0	<input type="text"/>	0
<u>Hispanic/Latino</u>	<input type="text" value="0"/>	<input type="text" value="4"/>	<input type="text" value="23"/>	27	<input type="text"/>	27
<u>American Indian or Alaska Native</u>	<input type="text" value="0"/>	<input type="text" value="0"/>	<input type="text" value="1"/>	1	<input type="text"/>	1
<u>Asian</u>	<input type="text" value="0"/>	<input type="text" value="0"/>	<input type="text" value="3"/>	3	<input type="text"/>	3
<u>Black or African American</u>	<input type="text" value="0"/>	<input type="text" value="4"/>	<input type="text" value="8"/>	12	<input type="text"/>	12
<u>Native Hawaiian or Other Pacific Islander</u>	<input type="text" value="0"/>	<input type="text" value="0"/>	<input type="text" value="1"/>	1	<input type="text"/>	1
<u>White</u>	<input type="text" value="0"/>	<input type="text" value="24"/>	<input type="text" value="107"/>	131	<input type="text"/>	131

Two or more races	<input type="text" value="0"/>	<input type="text" value="1"/>	<input type="text" value="0"/>	1	<input type="text" value=""/>	1
<u>Race and ethnicity unknown</u>	<input type="text" value="0"/>	<input type="text" value="0"/>	<input type="text" value="4"/>	4	<input type="text" value=""/>	4
Total women	0	33	147	180	0	180
Grand total (men+women)	1	61	275	337	0	337
Grand total (men+women) 2012-13		73	257	330		330

Institution: University of South Florida-Sarasota-Manatee (451671)

User ID: P4516716

Part A - Fall Enrollment for Graduate StudentsEnrollment as of the institution's official fall reporting date or as of October 15, 2014**Graduate Students****Race/Ethnicity Reporting Reminder:**

- Report Hispanic/Latino individuals of any race as Hispanic/Latino
- Report race for non-Hispanic/Latino individuals only

Graduate Student Reporting Reminder:

- Report all postbaccalaureate degree and certificate students as graduate students, including any doctor's-professional practice students (formerly first-professional)

Men

Enrolled for <u>credit</u>	Total <u>full-time</u>	Total <u>part-time</u>	Total graduate students
<u>Nonresident alien</u>	<input type="text" value="5"/>	<input type="text" value="0"/>	5
<u>Hispanic/Latino</u>	<input type="text" value="2"/>	<input type="text" value="3"/>	5
<u>American Indian or Alaska Native</u>	<input type="text" value="0"/>	<input type="text" value="1"/>	1
<u>Asian</u>	<input type="text" value="0"/>	<input type="text" value="1"/>	1
<u>Black or African American</u>	<input type="text" value="1"/>	<input type="text" value="2"/>	3
<u>Native Hawaiian or Other Pacific Islander</u>	<input type="text" value="0"/>	<input type="text" value="1"/>	1
<u>White</u>	<input type="text" value="5"/>	<input type="text" value="32"/>	37
Two or more races	<input type="text" value="1"/>	<input type="text" value="1"/>	2
<u>Race and ethnicity unknown</u>	<input type="text" value="0"/>	<input type="text" value="1"/>	1
Total men	14	42	56
Total men prior year	19	33	52

Women

Enrolled for <u>credit</u>	Total <u>full-time</u>	Total <u>part-time</u>	Total graduate students
<u>Nonresident alien</u>	<input type="text" value="2"/>	<input type="text" value="0"/>	2
<u>Hispanic/Latino</u>	<input type="text" value="2"/>	<input type="text" value="11"/>	13
<u>American Indian or Alaska Native</u>	<input type="text" value="0"/>	<input type="text" value="1"/>	1
<u>Asian</u>	<input type="text" value="1"/>	<input type="text" value="0"/>	1
<u>Black or African American</u>	<input type="text" value="0"/>	<input type="text" value="4"/>	4
<u>Native Hawaiian or Other Pacific Islander</u>	<input type="text" value="0"/>	<input type="text" value="0"/>	0

<u>White</u>	<input type="text" value="13"/>	<input type="text" value="56"/>	69
Two or more races	<input type="text" value="0"/>	<input type="text" value="0"/>	0
<u>Race and ethnicity unknown</u>	<input type="text" value="0"/>	<input type="text" value="1"/>	1
Total women	18	73	91
Total women prior year	19	78	97
Grand total (men+women)	32	115	147
Grand total (men+women) prior year	38	111	149

Institution: University of South Florida-Sarasota-Manatee (451671)

User ID: P4516716

Part A - Fall Enrollment by race/ethnicity and genderEnrollment as of the institution's official fall reporting date or as of October 15, 2014

CIPCODE: 13.0000 -- Education

Graduate students

- Report Hispanic/Latino individuals of any race as Hispanic/Latino
- Report race for non-Hispanic/Latino individuals only
- Report all postbaccalaureate degree and certificate students as graduate students, including any doctor's-professional practice students (formerly first-professional)

Men

Students enrolled for <u>credit</u>	Total <u>full-time</u>	Total <u>part-time</u>	Total graduate students
<u>Nonresident alien</u>	<input type="text" value="0"/>	<input type="text" value="0"/>	0
<u>Hispanic/Latino</u>	<input type="text" value="0"/>	<input type="text" value="1"/>	1
<u>American Indian or Alaska Native</u>	<input type="text" value="0"/>	<input type="text" value="0"/>	0
<u>Asian</u>	<input type="text" value="0"/>	<input type="text" value="0"/>	0
<u>Black or African American</u>	<input type="text" value="0"/>	<input type="text" value="0"/>	0
<u>Native Hawaiian or Other Pacific Islander</u>	<input type="text" value="0"/>	<input type="text" value="0"/>	0
<u>White</u>	<input type="text" value="2"/>	<input type="text" value="12"/>	14
Two or more races	<input type="text" value="0"/>	<input type="text" value="1"/>	1
<u>Race and ethnicity unknown</u>	<input type="text" value="0"/>	<input type="text" value="0"/>	0
Total men	2	14	16

Women

Students enrolled for <u>credit</u>	Total <u>full-time</u>	Total <u>part-time</u>	Total graduate students
<u>Nonresident alien</u>	<input type="text" value="0"/>	<input type="text" value="0"/>	0
<u>Hispanic/Latino</u>	<input type="text" value="0"/>	<input type="text" value="3"/>	3
<u>American Indian or Alaska Native</u>	<input type="text" value="0"/>	<input type="text" value="0"/>	0
<u>Asian</u>	<input type="text" value="0"/>	<input type="text" value="0"/>	0
<u>Black or African American</u>	<input type="text" value="0"/>	<input type="text" value="1"/>	1
<u>Native Hawaiian or Other Pacific Islander</u>	<input type="text" value="0"/>	<input type="text" value="0"/>	0
<u>White</u>	<input type="text" value="8"/>	<input type="text" value="23"/>	31
Two or more races	<input type="text" value="0"/>	<input type="text" value="0"/>	0
<u>Race and ethnicity unknown</u>	<input type="text" value="0"/>	<input type="text" value="1"/>	1
Total women	8	28	36

Grand total (men+women)	10	42	52
Grand total (men+women) 2012-13	3	45	48

Institution: University of South Florida-Sarasota-Manatee (451671)

User ID: P4516716

Part A - Fall Enrollment by race/ethnicity and genderEnrollment as of the institution's official fall reporting date or as of October 15, 2014

CIPCODE: 26.0000 -- Biological and Biomedical Sciences

Graduate students

- Report Hispanic/Latino individuals of any race as Hispanic/Latino
- Report race for non-Hispanic/Latino individuals only
- Report all postbaccalaureate degree and certificate students as graduate students, including any doctor's-professional practice students (formerly first-professional)

Men			
Students enrolled for <u>credit</u>	Total <u>full-time</u>	Total <u>part-time</u>	Total graduate students
<u>Nonresident alien</u>	<input type="text" value="0"/>	<input type="text" value="0"/>	0
<u>Hispanic/Latino</u>	<input type="text" value="0"/>	<input type="text" value="0"/>	0
<u>American Indian or Alaska Native</u>	<input type="text" value="0"/>	<input type="text" value="0"/>	0
<u>Asian</u>	<input type="text" value="0"/>	<input type="text" value="0"/>	0
<u>Black or African American</u>	<input type="text" value="0"/>	<input type="text" value="0"/>	0
<u>Native Hawaiian or Other Pacific Islander</u>	<input type="text" value="0"/>	<input type="text" value="0"/>	0
<u>White</u>	<input type="text" value="0"/>	<input type="text" value="0"/>	0
Two or more races	<input type="text" value="0"/>	<input type="text" value="0"/>	0
<u>Race and ethnicity unknown</u>	<input type="text" value="0"/>	<input type="text" value="0"/>	0
Total men	0	0	0

Women			
Students enrolled for <u>credit</u>	Total <u>full-time</u>	Total <u>part-time</u>	Total graduate students
<u>Nonresident alien</u>	<input type="text" value="0"/>	<input type="text" value="0"/>	0
<u>Hispanic/Latino</u>	<input type="text" value="0"/>	<input type="text" value="0"/>	0
<u>American Indian or Alaska Native</u>	<input type="text" value="0"/>	<input type="text" value="0"/>	0
<u>Asian</u>	<input type="text" value="0"/>	<input type="text" value="0"/>	0
<u>Black or African American</u>	<input type="text" value="0"/>	<input type="text" value="0"/>	0
<u>Native Hawaiian or Other Pacific Islander</u>	<input type="text" value="0"/>	<input type="text" value="0"/>	0
<u>White</u>	<input type="text" value="0"/>	<input type="text" value="0"/>	0
Two or more races	<input type="text" value="0"/>	<input type="text" value="0"/>	0
<u>Race and ethnicity unknown</u>	<input type="text" value="0"/>	<input type="text" value="0"/>	0
Total women	0	0	0

Grand total (men+women)	0	0	0
Grand total (men+women) 2012-13			

Institution: University of South Florida-Sarasota-Manatee (451671)

User ID: P4516716

Part A - Fall Enrollment by race/ethnicity and genderEnrollment as of the institution's official fall reporting date or as of October 15, 2014

CIPCODE: 52.0000 -- Business, Management, Marketing and Related Support Services

Graduate students

- Report Hispanic/Latino individuals of any race as Hispanic/Latino
- Report race for non-Hispanic/Latino individuals only
- Report all postbaccalaureate degree and certificate students as graduate students, including any doctor's-professional practice students (formerly first-professional)

Men			
Students enrolled for <u>credit</u>	Total <u>full-time</u>	Total <u>part-time</u>	Total graduate students
<u>Nonresident alien</u>	<input type="text" value="5"/>	<input type="text" value="0"/>	5
<u>Hispanic/Latino</u>	<input type="text" value="2"/>	<input type="text" value="2"/>	4
<u>American Indian or Alaska Native</u>	<input type="text" value="0"/>	<input type="text" value="0"/>	0
<u>Asian</u>	<input type="text" value="0"/>	<input type="text" value="1"/>	1
<u>Black or African American</u>	<input type="text" value="1"/>	<input type="text" value="1"/>	2
<u>Native Hawaiian or Other Pacific Islander</u>	<input type="text" value="0"/>	<input type="text" value="1"/>	1
<u>White</u>	<input type="text" value="2"/>	<input type="text" value="9"/>	11
Two or more races	<input type="text" value="1"/>	<input type="text" value="0"/>	1
<u>Race and ethnicity unknown</u>	<input type="text" value="0"/>	<input type="text" value="0"/>	0
Total men	11	14	25

Women			
Students enrolled for <u>credit</u>	Total <u>full-time</u>	Total <u>part-time</u>	Total graduate students
<u>Nonresident alien</u>	<input type="text" value="2"/>	<input type="text" value="0"/>	2
<u>Hispanic/Latino</u>	<input type="text" value="2"/>	<input type="text" value="2"/>	4
<u>American Indian or Alaska Native</u>	<input type="text" value="0"/>	<input type="text" value="0"/>	0
<u>Asian</u>	<input type="text" value="1"/>	<input type="text" value="0"/>	1
<u>Black or African American</u>	<input type="text" value="0"/>	<input type="text" value="1"/>	1
<u>Native Hawaiian or Other Pacific Islander</u>	<input type="text" value="0"/>	<input type="text" value="0"/>	0
<u>White</u>	<input type="text" value="4"/>	<input type="text" value="15"/>	19
Two or more races	<input type="text" value="0"/>	<input type="text" value="0"/>	0
<u>Race and ethnicity unknown</u>	<input type="text" value="0"/>	<input type="text" value="0"/>	0
Total women	9	18	27

Grand total (men+women)	20	32	52
Grand total (men+women) 2012-13	19	47	66

Part A - Fall Enrollment by Distance Education Status

Enrollment as of the institution's official fall reporting date or as of October 15, 2014

	<u>Undergraduate Students</u>		<u>Graduate Students</u>
	<u>Degree/Certificate Seeking</u>	Non-Degree/Certificate Seeking	
? Enrolled <i>exclusively</i> in <u>distance education courses</u>	376	11	36
Enrolled in <i>some</i> but not all distance education courses	786	3	15
Not enrolled in any distance education courses	528	52	96
Total (all distance education statuses)	1,690	66	147
Total (from prior part A screens)			
NOTE: The total of all distance education statuses (above) must equal this total carried forward from the prior part A screens	1,690	66	147

You may use the space below to provide context for the data you've reported above.

Institution: University of South Florida-Sarasota-Manatee (451671)

User ID: P4516716

Part A - Fall Enrollment by Distance Education Status

		<u>Undergraduate Students</u>		<u>Graduate Students</u>
		<u>Degree/Certificate Seeking</u>	Non-Degree/Certificate Seeking	
Of those students <i>exclusively</i> enrolled in <u>distance education courses</u>, report the number that are:				
Located in	FL	167	1	12
Located in the U.S. but not in	FL	1	0	7
Located in the U.S. but state/jurisdiction unknown		0	0	0
Located outside the U.S.		1	0	0
Location unknown/unreported		207	10	17
Total students exclusively enrolled in distance education (from section above)		376	11	36

Institution: University of South Florida-Sarasota-Manatee (451671)

User ID: P4516716

Part A - Fall Enrollment Summary**Fall Enrollment Summary**

Men			
Students enrolled for credit	Total full-time students	Total part-time students	Grand total, all students
<u>Nonresident alien</u>	9	1	10
<u>Hispanic/Latino</u>	38	56	94
<u>American Indian or Alaska Native</u>	2	3	5
<u>Asian</u>	9	8	17
<u>Black or African American</u>	22	31	53
<u>Native Hawaiian or Other Pacific Islander</u>	0	1	1
<u>White</u>	259	299	558
Two or more races	11	9	20
<u>Race and ethnicity unknown</u>	10	3	13
Total men	360	411	771
Women			
Students enrolled for credit	Total full-time students	Total part-time students	Grand total, all students
<u>Nonresident alien</u>	17	0	17
<u>Hispanic/Latino</u>	83	89	172
<u>American Indian or Alaska Native</u>	1	3	4
<u>Asian</u>	14	9	23
<u>Black or African American</u>	29	41	70
<u>Native Hawaiian or Other Pacific Islander</u>	1	1	2
<u>White</u>	393	401	794
Two or more races	14	9	23
<u>Race and ethnicity unknown</u>	11	16	27
Total women	563	569	1,132
Grand Total (men+women)	923	980	1,903

Institution: University of South Florida-Sarasota-Manatee (451671)

User ID: P4516716

Part A - Fall Enrollment - Summary by race/ethnicity**Fall enrollment totals****CIPCODE: 13.0000 -- Education****Men**

Students enrolled for credit	Total full-time students	Total part-time students	Grand total, all students
<u>Nonresident alien</u>	0	0	0
<u>Hispanic/Latino</u>	1	2	3
<u>American Indian or Alaska Native</u>	0	0	0
<u>Asian</u>	0	0	0
<u>Black or African American</u>	0	0	0
<u>Native Hawaiian or Other Pacific Islander</u>	0	0	0
<u>White</u>	6	20	26
Two or more races	0	1	1
<u>Race and ethnicity unknown</u>	1	0	1
Total men	8	23	31

Women

Students enrolled for credit	Total full-time students	Total part-time students	Grand total, all students
<u>Nonresident alien</u>	0	0	0
<u>Hispanic/Latino</u>	11	13	24
<u>American Indian or Alaska Native</u>	1	0	1
<u>Asian</u>	0	0	0
<u>Black or African American</u>	1	3	4
<u>Native Hawaiian or Other Pacific Islander</u>	0	0	0
<u>White</u>	88	58	146
Two or more races	2	0	2
<u>Race and ethnicity unknown</u>	1	1	2
Total women	104	75	179

Grand Total (men+women)	112	98	210
--------------------------------	------------	-----------	------------

Institution: University of South Florida-Sarasota-Manatee (451671)

User ID: P4516716

Part A - Fall Enrollment - Summary by race/ethnicity**Fall enrollment totals****CIPCODE: 26.0000 -- Biological and Biomedical Sciences****Men**

Students enrolled for credit	Total full-time students	Total part-time students	Grand total, all students
<u>Nonresident alien</u>	0	0	0
<u>Hispanic/Latino</u>	5	2	7
<u>American Indian or Alaska Native</u>	1	0	1
<u>Asian</u>	1	0	1
<u>Black or African American</u>	1	0	1
<u>Native Hawaiian or Other Pacific Islander</u>	0	0	0
<u>White</u>	25	6	31
Two or more races	1	0	1
<u>Race and ethnicity unknown</u>	0	0	0
Total men	34	8	42

Women

Students enrolled for credit	Total full-time students	Total part-time students	Grand total, all students
<u>Nonresident alien</u>	1	0	1
<u>Hispanic/Latino</u>	10	3	13
<u>American Indian or Alaska Native</u>	0	0	0
<u>Asian</u>	2	2	4
<u>Black or African American</u>	1	0	1
<u>Native Hawaiian or Other Pacific Islander</u>	0	0	0
<u>White</u>	18	11	29
Two or more races	2	1	3
<u>Race and ethnicity unknown</u>	1	0	1
Total women	35	17	52

Grand Total (men+women)	69	25	94
--------------------------------	-----------	-----------	-----------

Institution: University of South Florida-Sarasota-Manatee (451671)

User ID: P4516716

Part A - Fall Enrollment - Summary by race/ethnicity**Fall enrollment totals****CIPCODE: 52.0000 -- Business, Management, Marketing and Related Support Services**

Men			
Students enrolled for credit	Total full-time students	Total part-time students	Grand total, all students
<u>Nonresident alien</u>	9	1	10
<u>Hispanic/Latino</u>	12	25	37
<u>American Indian or Alaska Native</u>	0	1	1
<u>Asian</u>	3	3	6
<u>Black or African American</u>	10	11	21
<u>Native Hawaiian or Other Pacific Islander</u>	0	1	1
<u>White</u>	106	128	234
Two or more races	5	0	5
<u>Race and ethnicity unknown</u>	2	1	3
Total men	147	171	318
Women			
Students enrolled for credit	Total full-time students	Total part-time students	Grand total, all students
<u>Nonresident alien</u>	15	0	15
<u>Hispanic/Latino</u>	22	29	51
<u>American Indian or Alaska Native</u>	0	1	1
<u>Asian</u>	9	3	12
<u>Black or African American</u>	8	13	21
<u>Native Hawaiian or Other Pacific Islander</u>	0	1	1
<u>White</u>	123	146	269
Two or more races	5	1	6
<u>Race and ethnicity unknown</u>	2	4	6
Total women	184	198	382
Grand Total (men+women)	331	369	700

Institution: University of South Florida-Sarasota-Manatee (451671)

User ID: P4516716

Part B - Fall Enrollment by Age and Gender for Full-time Undergraduate Students**NOTE: These data are optional this year.****Enrollment as of the institution's official fall reporting date or as of October 15, 2014**

Age	Full-time Undergraduate Students	
	Men	Women
Under 18	<input type="text" value="1"/>	<input type="text" value="2"/>
18-19	<input type="text" value="56"/>	<input type="text" value="96"/>
20-21	<input type="text" value="53"/>	<input type="text" value="119"/>
22-24	<input type="text" value="85"/>	<input type="text" value="162"/>
25-29	<input type="text" value="70"/>	<input type="text" value="89"/>
30-34	<input type="text" value="42"/>	<input type="text" value="30"/>
35-39	<input type="text" value="16"/>	<input type="text" value="19"/>
40-49	<input type="text" value="18"/>	<input type="text" value="23"/>
50-64	<input type="text" value="5"/>	<input type="text" value="5"/>
65 and over	<input type="text"/>	<input type="text"/>
Age unknown/unreported	0	0
Total full-time undergraduate students (from part A)	346	545

Institution: University of South Florida-Sarasota-Manatee (451671)

User ID: P4516716

Part B - Fall Enrollment by Age and Gender for Part-time Undergraduate Students**NOTE: These data are optional this year.****Enrollment as of the institution's official fall reporting date or as of October 15, 2014**

Age	Part-time Undergraduate Students	
	Men	Women
Under 18	1	0
18-19	26	1
20-21	14	26
22-24	75	98
25-29	89	131
30-34	63	89
35-39	33	49
40-49	53	66
50-64	15	36
65 and over	0	0
Age unknown/unreported	0	0
Total part-time undergraduate students (from part A)	369	496

Institution: University of South Florida-Sarasota-Manatee (451671)

User ID: P4516716

Part B - Fall Enrollment by Age and Gender for Full-time Graduate Students**NOTE: These data are optional this year.****Enrollment as of the institution's official fall reporting date or as of October 15, 2014**

Age	Full-time Graduate Students	
	Men	Women
Under 18	<input type="text" value="0"/>	<input type="text" value="0"/>
18-19	<input type="text" value="0"/>	<input type="text" value="0"/>
20-21	<input type="text" value="0"/>	<input type="text" value="0"/>
22-24	<input type="text" value="1"/>	<input type="text" value="5"/>
25-29	<input type="text" value="8"/>	<input type="text" value="5"/>
30-34	<input type="text" value="1"/>	<input type="text" value="3"/>
35-39	<input type="text" value="1"/>	<input type="text" value="1"/>
40-49	<input type="text" value="2"/>	<input type="text" value="4"/>
50-64	<input type="text" value="1"/>	<input type="text" value="0"/>
65 and over	<input type="text"/>	<input type="text"/>
Age unknown/unreported	0	0
Total full-time graduate students (from part A)	14	18

Institution: University of South Florida-Sarasota-Manatee (451671)

User ID: P4516716

Part B - Fall Enrollment by Age and Gender for Part-time Graduate Students**NOTE: These data are optional this year.****Enrollment as of the institution's official fall reporting date or as of October 15, 2014**

Age	<u>Part-time Graduate Students</u>	
	Men	Women
Under 18	<input type="text" value="0"/>	<input type="text" value="0"/>
18-19	<input type="text" value="0"/>	<input type="text" value="0"/>
20-21	<input type="text" value="0"/>	<input type="text" value="3"/>
22-24	<input type="text" value="3"/>	<input type="text" value="9"/>
25-29	<input type="text" value="7"/>	<input type="text" value="10"/>
30-34	<input type="text" value="11"/>	<input type="text" value="17"/>
35-39	<input type="text" value="10"/>	<input type="text" value="10"/>
40-49	<input type="text" value="4"/>	<input type="text" value="9"/>
50-64	<input type="text" value="7"/>	<input type="text" value="14"/>
65 and over	<input type="text" value="0"/>	<input type="text" value="1"/>
Age unknown/unreported	0	0
Total part-time graduate students (from part A)	42	73

Institution: University of South Florida-Sarasota-Manatee (451671)

User ID: P4516716

Part C - Screening Question

Did any of your first-time degree/certificate-seeking undergraduate students (reported in Part A) enroll within 12 months of graduating high school or receiving their GED?

- Yes, we have first-time students who enrolled within 12 months of their high school graduation.
- No, we do not have any first-time students who enrolled within 12 months of their high school graduation.

You may use the space below to provide context for the data you've reported above.

Institution: University of South Florida-Sarasota-Manatee (451671)

User ID: P4516716

Part C - Residence of First-time UndergraduatesEnrollment as of the institution's official fall reporting date or as of **October 15, 2014**Enter **at least one** zero, where applicable, to verify that the screen has not been skipped.

State of <u>residence</u> when student was first admitted	FIPS Code	 Total <u>first-time</u> degree/certificate-seeking undergraduates (1)	Of students in column 1, those who enrolled within 12 months of high school graduation or receiving their GED (2)
Alabama	01	<input type="text"/>	<input type="text"/>
Alaska	02	<input type="text"/>	<input type="text"/>
Arizona	04	<input type="text"/>	<input type="text"/>
Arkansas	05	<input type="text"/>	<input type="text"/>
California	06	<input type="text"/>	<input type="text"/>
Colorado	08	<input type="text"/>	<input type="text"/>
Connecticut	09	<input type="text"/>	<input type="text"/>
Delaware	10	<input type="text"/>	<input type="text"/>
District of Columbia	11	<input type="text"/>	<input type="text"/>
Florida	12	<input type="text" value="84"/>	<input type="text" value="78"/>
Georgia	13	<input type="text" value="1"/>	<input type="text" value="1"/>
Hawaii	15	<input type="text"/>	<input type="text"/>
Idaho	16	<input type="text"/>	<input type="text"/>
Illinois	17	<input type="text"/>	<input type="text"/>
Indiana	18	<input type="text"/>	<input type="text"/>
Iowa	19	<input type="text"/>	<input type="text"/>
Kansas	20	<input type="text"/>	<input type="text"/>
Kentucky	21	<input type="text"/>	<input type="text"/>
Louisiana	22	<input type="text"/>	<input type="text"/>
Maine	23	<input type="text"/>	<input type="text"/>

Institution: University of South Florida-Sarasota-Manatee (451671)

User ID: P4516716

Part C - Residence of First-time Undergraduates**Enrollment as of the institution's official fall reporting date or as of October 15, 2014**Enter **at least one** zero, where applicable, to verify that the screen has not been skipped.

State of <u>residence</u> when student was first admitted	FIPS Code	Total <u>first-time</u> degree/certificate-seeking undergraduates (1)	Of students in column 1, those who enrolled within 12 months of high school graduation or receiving their GED (2)
Maryland	24	<input type="text"/>	<input type="text"/>
Massachusetts	25	<input type="text" value="0"/>	<input type="text" value="0"/>
Michigan	26	<input type="text"/>	<input type="text"/>
Minnesota	27	<input type="text"/>	<input type="text"/>
Mississippi	28	<input type="text"/>	<input type="text"/>
Missouri	29	<input type="text"/>	<input type="text"/>
Montana	30	<input type="text"/>	<input type="text"/>
Nebraska	31	<input type="text"/>	<input type="text"/>
Nevada	32	<input type="text"/>	<input type="text"/>
New Hampshire	33	<input type="text"/>	<input type="text"/>
New Jersey	34	<input type="text"/>	<input type="text"/>
New Mexico	35	<input type="text"/>	<input type="text"/>
New York	36	<input type="text"/>	<input type="text"/>
North Carolina	37	<input type="text"/>	<input type="text"/>
North Dakota	38	<input type="text"/>	<input type="text"/>
Ohio	39	<input type="text"/>	<input type="text"/>
Oklahoma	40	<input type="text"/>	<input type="text"/>
Oregon	41	<input type="text"/>	<input type="text"/>
Pennsylvania	42	<input type="text"/>	<input type="text"/>
Rhode Island	44	<input type="text"/>	<input type="text"/>

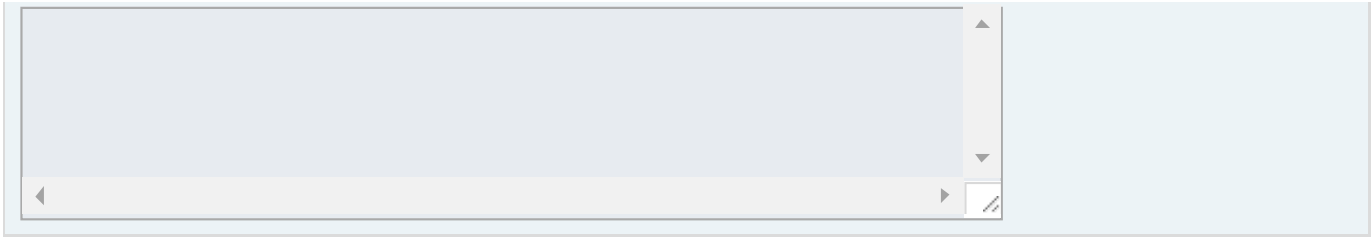
Institution: University of South Florida-Sarasota-Manatee (451671)

User ID: P4516716

Part C - Residence of First-time Undergraduates**Enrollment as of the institution's official fall reporting date or as of October 15, 2014**Enter **at least one** zero, where applicable, to verify that the screen has not been skipped.

State of <u>residence</u> when student was first admitted	FIPS Code	Total <u>first-time</u> degree/certificate-seeking undergraduates (1)	Of students in column 1, those who enrolled within 12 months of high school graduation or receiving their GED (2)
South Carolina	45	<input type="text"/>	<input type="text"/>
South Dakota	46	<input type="text"/>	<input type="text"/>
Tennessee	47	<input type="text"/>	<input type="text"/>
Texas	48	<input type="text" value="1"/>	<input type="text" value="1"/>
Utah	49	<input type="text"/>	<input type="text"/>
Vermont	50	<input type="text" value="1"/>	<input type="text" value="1"/>
Virginia	51	<input type="text"/>	<input type="text"/>
Washington	53	<input type="text"/>	<input type="text"/>
West Virginia	54	<input type="text"/>	<input type="text"/>
Wisconsin	55	<input type="text"/>	<input type="text"/>
Wyoming	56	<input type="text"/>	<input type="text"/>
<u>State Unknown</u>	57	<input type="text"/>	<input type="text"/>
American Samoa	60	<input type="text"/>	<input type="text"/>
Federated States of Micronesia	64	<input type="text"/>	<input type="text"/>
Guam	66	<input type="text"/>	<input type="text"/>
Marshall Islands	68	<input type="text"/>	<input type="text"/>
Northern Marianas	69	<input type="text"/>	<input type="text"/>
Palau	70	<input type="text"/>	<input type="text"/>
Puerto Rico	72	<input type="text"/>	<input type="text"/>
Virgin Islands	78	<input type="text"/>	<input type="text"/>
Foreign Countries	90	<input type="text" value="5"/>	<input type="text" value="5"/>
Residence unknown/unreported	98	<input type="text" value="0"/>	<input type="text"/>
Total first-time degree/certificate-seeking undergraduates (from Part A)		92	86

You may use the space below to provide context for the data you've reported above.



Institution: University of South Florida-Sarasota-Manatee (451671)

User ID: P4516716

Part D - Total Undergraduate Entering Class**Total Undergraduate Entering Class, Fall 2014**

Total Undergraduate Entering Class, Fall 2014		
D1	Total full-time, first-time degree/certificate-seeking <u>undergraduates</u> from Part A (GR <u>cohort</u>)	89
D2	Total <u>first-time</u> degree/certificate-seeking undergraduates (full-time + part-time) from Part A	92
D3	Total <u>transfer-in</u> degree/certificate-seeking undergraduates (full-time + part-time) from Part A	347
D4	Total <u>non-degree/certificate-seeking</u> undergraduates (full-time + part-time) from Part A	66
D5	Of the total non-degree/certificate-seeking undergraduates displayed on line D4, the number that are new to the institution in Fall 2014	<input type="text" value="66"/>
D6	Total <u>entering students</u> at the undergraduate level Note: This is calculated as first-time students (line D2) + students transferring to the institution (line D3) + non-degree/certificate-seeking undergraduates entering in Fall 2014 (line D5).	505
D7	Percentage of undergraduate entering class represented by your GR <u>cohort</u> (line D1/line D6)	18

Part E - First-time Bachelor's Cohort Retention Rates (Full-time)

Retention Rates

Full-time, First-time Bachelor's Cohort from Fall 2013

Academic reporters determine the cohort and retention as of the institution's official fall reporting date or as of October 15. Program reporters determine the cohort with enrollment any time between August 1 and October 31, 2013 and retention based on August 1, 2014.

The retention rate is calculated by the system after clicking "Save" on the screen. Exclusions are subtracted from the original cohort and the resulting adjusted cohort is used for calculating the retention rate.


Retention Data Reporting Reminders:

- Include only **full-time, first-time bachelor's** students in this cohort.
- Determine the full-time cohort using Fall 2013 status (e.g. if a student was full-time in Fall 2013, report them in the full-time cohort regardless of their Fall 2014 status).
- If there are no students to report in the cohort, enter zero. Do not leave the field blank.
- Report in the exclusions box (line E2) the number of students from the cohort who left the institution for any of the following reasons: died or were totally and permanently disabled; to serve in the armed forces (including those called to active duty); to serve with a foreign aid service of the Federal Government (e.g. Peace Corps); or to serve on official church missions.

Prior year data (Fall 2012 cohort)

FULL-TIME, FIRST-TIME BACHELOR'S COHORT RETENTION:

E1	Full-time, first-time Fall 2013 bachelor's cohort	<input type="text" value="80"/>	0	
E2	<u>Exclusions</u> from the Fall 2013 cohort	<input type="text" value="0"/>	0	
E3	Adjusted Fall 2013 cohort (line E1- line E2)	80	0	
E4	Students from Fall 2013 cohort still enrolled as of Fall 2014	<input type="text" value="60"/>	0	
E5	Full-time, first-time Fall 2013 bachelor's cohort retention rate (line E4 / line E3)	75 %		%

 You may use the space below to provide context for the data you've reported above.

These context notes will be posted on the College Navigator website, and should be written to be understood by students and parents.

Part E - First-time Bachelor's Cohort Retention Rates (Part-time)

Retention Rates


Part-time, First-time Bachelor's Cohort from Fall 2013

Academic reporters determine the cohort and retention as of the institution's official fall reporting date or as of October 15. Program reporters determine the cohort with enrollment any time between August 1 and October 31, 2013 and retention based on August 1, 2014.

The retention rate is calculated by the system after clicking "Save" on the screen. Exclusions are subtracted from the original cohort and the resulting adjusted cohort is used for calculating the retention rate.

Retention Data Reporting Reminders:

- Include only **part-time, first-time bachelor's-seeking** students in this cohort.
- Determine part-time using Fall 2013 attendance status (e.g. if a student was part-time in Fall 2013, report them in the part-time cohort regardless of their Fall 2014 status).
- If there are no students to report in the cohort, enter zero. Do not leave the field blank.
- Report in the exclusions box (line E7) the number of students from the cohort who left the institution for any of the following reasons: died or were totally and permanently disabled; to serve in the armed forces (including those called to active duty); to serve with a foreign aid service of the Federal Government (e.g. Peace Corps); or to serve on official church missions.

		Prior year data (Fall 2012 cohort)	
PART-TIME, FIRST-TIME BACHELOR'S COHORT RETENTION:			
E6	Part-time, first-time Fall 2013 bachelor's cohort	<input type="text" value="3"/>	0
E7	<u>Exclusions</u> from the Fall 2013 cohort	<input type="text" value="0"/>	0
E8	Adjusted Fall 2013 cohort (line E6 - line E7)	3	0
E9	Students from Fall 2013 cohort still enrolled as of Fall 2014	 <input type="text" value="3"/>	0
E10	Part-time, first-time Fall 2013 bachelor's cohort retention rate (line E9 / line E8)	100 %	%

 You may use the space below to provide context for the data you've reported above.

These context notes will be posted on the College Navigator website, and should be written to be understood by students and parents.

Institution: University of South Florida-Sarasota-Manatee (451671)

User ID: P4516716

Part F - Student-to-Faculty Ratio

Please provide your institution's student-to-faculty ratio (i.e., student-to-instructional staff) for undergraduate programs for Fall 2014. The student-to-faculty ratio and any accompanying context that is provided will be displayed on College Navigator.

Note: Logic in this item is similar to item I-2 from the Common Data Set data collection.

Click [here](#) to use a worksheet to help you determine the student-to-faculty ratio

Student-to-faculty ratio	<input type="text" value="12"/>	to 1
Student-to-faculty ratio prior year	13	to 1

 You may use the space below to provide context for the data you've reported above.

These context notes will be posted on the College Navigator website, and should be written to be understood by students and parents.

Institution: University of South Florida-Sarasota-Manatee (451671)

User ID: P4516716

Prepared by**This survey component was prepared by:**

<input type="radio"/>	Keyholder	<input type="radio"/>	SFA Contact	<input type="radio"/>	HR Contact
<input type="radio"/>	Finance Contact	<input type="radio"/>	Academic Library Contact	<input type="radio"/>	Other

Name: Email: How long did it take to prepare this survey component? hours minutes

The name of the preparer is being collected so that we can follow up with the appropriate person in the event that there are questions concerning the data. The Keyholder will be copied on all email correspondence to other preparers.

The time it took to prepare this component is being collected so that we can continue to improve our estimate of the reporting burden associated with IPEDS. Please include in your estimate the time it took for you to review instructions, query and search data sources, complete and review the component, and submit the data through the Data Collection System.

Thank you for your assistance.

Institution: University of South Florida-Sarasota-Manatee (451671)

User ID: P4516716

Summary

Fall Enrollment Survey Summary Four-Year Institutions with Graduate Students

IPEDS collects important information regarding your institution. All data reported in IPEDS survey components become available in the IPEDS Data Center and appear as aggregated data in various Department of Education reports. Additionally, some of the reported data appears specifically for your institution through the College Navigator website and is included in your institution's Data Feedback Report (DFR). The purpose of this summary is to provide you an opportunity to view some of the data that, when accepted through the IPEDS quality control process, will appear on the College Navigator website and/or your DFR. College Navigator is updated approximately three months after the data collection period closes and Data Feedback Reports will be available through the [Data Center](#) and sent to your institution's CEO in November 2015.

Please review your data for accuracy. If you have questions about the data displayed below after reviewing the data reported on the survey screens, please contact the IPEDS Help Desk at: 1-877-225-2568 or ipedshelp@rti.org.

Student Enrollment	
Total enrollment	1,903
Undergraduate enrollment	1,756
Undergraduate transfer-in enrollment	347
Graduate enrollment	147
Student-to-faculty ratio	12 to 1

Student Characteristics (All Students)	
Percent of all students who are female	59%
Percent of all students by race/ethnicity:	
American Indian or Alaska Native	0%
Asian	2%
Black or African American	6%
Hispanic/Latino	14%
Native Hawaiian or Pacific Islander	0%
White	71%
Two or More Races	2%
Race and ethnicity unknown	2%
Nonresident alien	1%

Undergraduate Student Characteristics	
Percent of undergraduates who are female	59%
Percent of undergraduates who are full-time	51%

Percent of undergraduates by race/ethnicity:	
American Indian or Alaska Native	0%
Asian	2%
Black or African American	7%
Hispanic/Latino	14%
Native Hawaiian or Pacific Islander	0%
White	71%
Two or More Races	2%
Race and ethnicity unknown	2%
Nonresident alien	1%

Percent of undergraduate students by age:	
24 and under	46%
25 and over	54%
Age unknown	0%

Undergraduate Retention and Graduation Rate Cohort	
First-time, full-time bachelor's seeking student retention rate	75%
First-time, part-time bachelor's seeking student retention rate	100%
Graduation rate cohort as percent of total entering students	18%

Graduate Student Characteristics	
Percent of graduate students who are female	62%
Percent of graduate students who are full-time	22%

Institution: University of South Florida-Sarasota-Manatee (451671)

User ID: P4516716

Edit Report

Fall Enrollment**University of South Florida-Sarasota-Manatee (451671)**

Source	Description	Severity	Resolved	Options
Screen: Fall Enrollment - CIPCODE Selection				
Screen Entry	You indicated that your institution enrolls students in Biological and Biomedical Sciences fields, but your Completions data reported during the fall collection does not include any completers in Biological and Biomedical Sciences majors. Please correct your data or provide an explanation for this discrepancy. (Error #6129)	Explanation	Yes	
Reason:	Started new program in Fall 2014. No has graduated from the program as of yet. CIP code 26.0101.			
Screen: Part A - Fall Enrollment by race/ethnicity and gender				
Screen Entry	You have reported Transfer-in students (Col 2) for part-time undergraduate men (CIP 26.0000), but no Continuing/Returning students in Col 3. Please confirm that these data are correct or contact the IPEDS Help Desk for assistance at 1-877-225-2568. (Error #6232)	Confirmation	Yes	
Screen: Part E - First-time Bachelor's Cohort Retention Rates (Part-time)				
Screen Entry	The data reported indicates that your retention rate for this cohort is 100%. Please confirm that the data reported are correct. (Error #6147)	Confirmation	Yes	