

Institution: University of South Florida-Main Campus (137351) User ID: P1373511

Completions Overview

Welcome to the IPEDS Completions survey component. The Completions component is one of several IPEDS components that is conducted during the Fall data collection period. It collects the number of degrees and certificates awarded by field of study, level of award, race/ethnicity, and gender. The reporting period for the Completions component is during the 12-month time period beginning July 1 of the previous calendar year and ending June 30 of the current calendar year; therefore, for this year's Completions component, the reporting period is between July 1, 2015 and June 30, 2016. The Completions component is also collecting the number of students (e.g., completers) who earned awards between July 1, 2015 and June 30, 2016.

Completions Common Errors

Some common completions component errors include the following:

- Including award levels on your current year Completions that were not reported on your previous year's (PY) Institutional Characteristics (IC). [Award levels in the PY IC component cannot be changed; therefore, contact the IPEDS Help Desk at 1-877-225-2568 if you need assistance.]
- Forgetting to select CIP codes for new programs of study that are offered by the institution, but do not have completions for the reporting period.
- Forgetting to enter in zero in at least one of the cells for CIP codes that do not have completions.

Recent Changes

- The following question on **distance education** has been added to the bottom of each individual "CIP Data" screen:
"Is this program offered as a distance education program?"
- The following two screens, which collect data specifically on students were added to this component, beginning in the 2013-14 survey year:
 - **"All Completers"** - Collects the number of students who earned an award between July 1, 2015 and June 30, 2016 by gender and race/ethnicity. (The intent of this screen is to collect an **unduplicated count** of total numbers of completers.)
 - **"Completers by Level"** - Collects the number of students who earned an award between July 1, 2015 and June 30, 2016 by award level and 1) by gender; 2) by race/ethnicity; and 3) by age.
- The definition for Post-baccalaureate Certificate has changed slightly for the 2016-17 collection. The new definition is as follows: **An award that requires completion of an organized program of study beyond the bachelor's. It is designed for persons who have completed a baccalaureate degree, but does not meet the requirements of a master's degree.**

NOTE: Even though Teacher Preparation certificate programs may require a bachelor's degree for admission, they are considered sub-baccalaureate undergraduate programs, and students in these programs are undergraduate students.

General Information

CIP Codes:

The [CIP 2010 Website](#) includes a list of new CIP codes, a list of deleted CIP codes, a list of moved CIP Codes, and an online crosswalk of the 2000 CIP and 2010 CIP.

The Resources Page of the CIP 2010 website contains many valuable resources including:

- CIP 2010 Manual and copies of previous editions of the CIP Manual
- Crosswalk between the 2000 CIP codes and the 2010 CIP codes in Excel format

Keep in mind that some information provided by institutions on the Completions component appear in the [College Navigator](#), which is a major tool used by consumers searching for information about postsecondary education. It is therefore vitally important that you include accurate information about your institution.

Survey materials can be downloaded using the following link: [Survey Materials](#).

Completions CIP Data

CIPCODE	Award Level	Major	Gender	Non Resident Alien	Hispanic / Latino	American Indian or Alaska Native	Asian	Black or African American	Native Hawaiian or Other Pacific Islander	White	Two or more Races	Race/ ethnicity unknown	Total	distance education program
03.0104 Environmental Science	5 - Bachelor's degree	1	Men	1	5	0	2	7	1	36	1	1	54	
			Women	0	11	0	0	0	0	32	0	0	43	
			Total	1	16	0	2	7	1	68	1	1	97	No
03.0104 Environmental Science	7 - Master's degree	1	Men	0	0	0	0	0	0	1	0	0	1	
			Women	0	0	0	0	1	0	3	0	0	4	
			Total	0	0	0	0	1	0	4	0	0	5	No
03.0104 Environmental Science	5 - Bachelor's degree	2	Men	0	0	0	0	0	0	0	0	0	0	
			Women	0	0	0	0	0	0	0	0	0	0	
			Total	0	0	0	0	0	0	0	0	0	0	No
04.0201 Architecture	7 - Master's degree	1	Men	2	10	1	2	1	0	15	0	1	32	
			Women	1	3	0	0	0	1	9	1	0	15	
			Total	3	13	1	2	1	1	24	1	1	47	No
04.0301 City/Urban, Community and Regional Planning	7 - Master's degree	1	Men	0	0	0	0	1	0	1	0	1	3	
			Women	1	1	0	0	1	0	2	0	0	5	
			Total	1	1	0	0	2	0	3	0	1	8	No
04.0401 Environmental Design/Architecture	7 - Master's degree	1	Men	0	0	0	0	0	0	0	0	0	0	
			Women	3	0	0	0	0	0	1	0	0	4	
			Total	3	0	0	0	0	0	1	0	0	4	No
05.0102 American/United States Studies/Civilization	5 - Bachelor's degree	1	Men	0	0	0	0	0	0	0	0	0	0	
			Women	0	0	0	0	0	0	0	0	0	0	
			Total	0	0	0	0	0	0	0	0	0	0	No
05.0102 American/United States Studies/Civilization	7 - Master's degree	1	Men	0	0	0	0	0	0	1	0	0	1	
			Women	0	0	0	0	0	0	2	0	0	2	
			Total	0	0	0	0	0	0	3	0	0	3	No
05.0107 Latin American Studies	7 - Master's degree	1	Men	0	1	0	0	0	0	0	0	0	1	
			Women	0	3	0	0	0	0	1	0	0	4	
			Total	0	4	0	0	0	0	1	0	0	5	No
05.0201 African-American/Black Studies	5 - Bachelor's degree	1	Men	0	0	0	0	3	0	0	0	0	3	
			Women	0	0	0	0	4	0	0	0	0	4	
			Total	0	0	0	0	7	0	0	0	0	7	No
05.0201 African-American/Black Studies	5 - Bachelor's degree	2	Men	0	0	0	0	0	0	0	0	0	0	
			Women	0	0	0	0	0	0	0	0	0	0	
			Total	0	0	0	0	0	0	0	0	0	0	No
05.0207 Women's Studies	5 - Bachelor's degree	1	Men	0	0	0	0	0	0	1	0	0	1	
			Women	0	3	0	0	2	0	5	0	0	10	
			Total	0	3	0	0	2	0	6	0	0	11	No
05.0207 Women's Studies	7 - Master's degree	1	Men	0	0	0	0	0	0	1	0	0	1	
			Women	0	2	0	0	0	0	4	0	0	6	
			Total	0	2	0	0	0	0	5	0	0	7	No
05.0207 Women's Studies	5 - Bachelor's degree	2	Men	0	0	0	0	0	0	0	0	0	0	
			Women	0	1	0	0	0	0	0	0	0	1	
			Total	0	1	0	0	0	0	0	0	0	1	No
09.0101	5 - Bachelor's degree	1	Men	0	10	0	1	12	0	27	2	3	55	
			Women	2	20	0	2	18	0	62	4	1	109	

CIPCODE	Award Level	Major	Gender	Non Resident Alien	Hispanic / Latino	American Indian or Alaska Native	Asian	Black or African American	Native Hawaiian or Other Pacific Islander	White	Two or more Races	Race/ ethnicity unknown	Total	distance education program
Speech Communication and Rhetoric			Total	2	30	0	3	30	0	89	6	4	164	No
09.0101	7 - Master's degree	1	Men	0	0	0	0	1	0	1	0	0	2	
Speech Communication and Rhetoric			Women	0	0	0	0	0	0	1	0	0	1	
			Total	0	0	0	0	1	0	2	0	0	3	No
09.0101	17 - Doctor's degree - research / scholarship	1	Men	0	0	0	0	0	0	0	0	0	0	
Speech Communication and Rhetoric			Women	0	0	0	0	0	0	2	0	0	2	
			Total	0	0	0	0	0	0	2	0	0	2	No
09.0101	5 - Bachelor's degree	2	Men	0	0	0	1	0	0	1	0	0	2	
Speech Communication and Rhetoric			Women	0	1	0	1	1	0	7	0	0	10	
			Total	0	1	0	2	1	0	8	0	0	12	No
09.0102	5 - Bachelor's degree	1	Men	1	17	0	2	3	0	43	3	1	70	
Mass Communication/Media Studies			Women	5	33	0	5	20	0	101	8	1	173	
			Total	6	50	0	7	23	0	144	11	2	243	No
09.0102	7 - Master's degree	1	Men	0	0	0	0	1	0	2	0	0	3	
Mass Communication/Media Studies			Women	4	2	0	0	0	0	6	0	1	13	
			Total	4	2	0	0	1	0	8	0	1	16	No
09.0102	5 - Bachelor's degree	2	Men	0	0	0	0	0	0	0	0	0	0	
Mass Communication/Media Studies			Women	0	1	0	0	0	0	0	0	0	1	
			Total	0	1	0	0	0	0	0	0	0	1	No
11.0101	5 - Bachelor's degree	1	Men	4	16	0	9	4	0	51	2	2	88	
Computer and Information Sciences, General			Women	0	1	0	2	3	1	8	2	0	17	
			Total	4	17	0	11	7	1	59	4	2	105	No
11.0103	5 - Bachelor's degree	1	Men	0	9	0	5	6	0	24	1	0	45	
Information Technology			Women	0	2	0	0	1	0	7	0	0	10	
			Total	0	11	0	5	7	0	31	1	0	55	Yes
11.0103	7 - Master's degree	1	Men	1	0	0	0	0	0	1	0	0	2	
Information Technology			Women	0	0	0	0	1	0	0	0	0	1	
			Total	1	0	0	0	1	0	1	0	0	3	Yes
11.0401	5 - Bachelor's degree	1	Men	0	0	0	0	0	0	0	0	0	0	
Information Science/Studies			Women	0	0	0	0	0	0	0	0	0	0	
			Total	0	0	0	0	0	0	0	0	0	0	No
11.0401	7 - Master's degree	1	Men	1	0	0	0	0	0	1	0	0	2	
Information Science/Studies			Women	0	1	0	0	0	0	1	0	0	2	
			Total	1	1	0	0	0	0	2	0	0	4	Yes
11.0501	7 - Master's degree	1	Men	105	3	0	3	1	0	12	1	1	126	
Computer Systems Analysis/Analyst			Women	28	1	0	2	1	0	5	0	0	37	
			Total	133	4	0	5	2	0	17	1	1	163	Yes
11.0701	7 - Master's degree	1	Men	15	0	0	1	0	0	4	0	0	20	
Computer Science			Women	9	0	0	0	0	0	1	0	0	10	
			Total	24	0	0	1	0	0	5	0	0	30	No
13.0301	7 - Master's degree	1	Men	3	1	0	0	1	0	19	0	0	24	
Curriculum and Instruction			Women	14	9	0	2	3	0	36	1	1	66	
			Total	17	10	0	2	4	0	55	1	1	90	No
13.0301		1	Men	0	0	0	0	0	0	3	0	0	3	

CIPCODE	Award Level	Major	Gender	Non Resident Alien	Hispanic / Latino	American Indian or Alaska Native	Asian	Black or African American	Native Hawaiian or Other Pacific Islander	White	Two or more Races	Race/ ethnicity unknown	Total	distance education program
Curriculum and Instruction	8 - Post-Master's certificates		Women	1	1	1	0	0	0	3	0	1	7	
			Total	1	1	1	0	0	0	6	0	1	10	Yes
13.0301 Curriculum and Instruction	17 - Doctor's degree - research / scholarship	1	Men	1	0	0	0	2	0	14	0	0	17	
			Women	1	6	0	2	3	0	19	3	0	34	
			Total	2	6	0	2	5	0	33	3	0	51	No
13.0401 Educational Leadership and Administration, General	7 - Master's degree	1	Men	0	0	0	0	1	0	11	0	1	13	
			Women	0	3	0	0	1	0	27	0	1	32	
			Total	0	3	0	0	2	0	38	0	2	45	No
13.0401 Educational Leadership and Administration, General	17 - Doctor's degree - research / scholarship	1	Men	0	0	0	0	0	0	0	0	0	0	
			Women	0	0	0	0	0	0	1	0	0	1	
			Total	0	0	0	0	0	0	1	0	0	1	No
13.1001 Special Education and Teaching, General	5 - Bachelor's degree	1	Men	0	0	0	0	0	0	3	0	0	3	
			Women	0	3	0	1	0	0	13	1	0	18	
			Total	0	3	0	1	0	0	16	1	0	21	No
13.1001 Special Education and Teaching, General	7 - Master's degree	1	Men	0	0	0	0	0	0	0	0	0	0	
			Women	0	1	0	1	0	0	2	0	1	5	
			Total	0	1	0	1	0	0	2	0	1	5	Yes
13.1004 Education/Teaching of the Gifted and Talented	7 - Master's degree	1	Men	0	0	0	0	0	0	1	0	0	1	
			Women	0	1	0	0	0	0	5	0	0	6	
			Total	0	1	0	0	0	0	6	0	0	7	Yes
13.1005 Education/Teaching of Individuals with Emotional Disturbances	7 - Master's degree	1	Men	0	0	0	0	0	0	0	0	0	0	
			Women	0	0	0	0	0	0	0	0	0	0	
			Total	0	0	0	0	0	0	0	0	0	0	Yes
13.1006 Education/Teaching of Individuals with Mental Retardation	7 - Master's degree	1	Men	0	0	0	0	0	0	0	0	0	0	
			Women	0	0	0	0	0	0	0	0	0	0	
			Total	0	0	0	0	0	0	0	0	0	0	No
13.1011 Education/Teaching of Individuals with Specific Learning Disabilities	7 - Master's degree	1	Men	0	0	0	0	0	0	0	0	0	0	
			Women	0	0	0	0	0	0	0	0	0	0	
			Total	0	0	0	0	0	0	0	0	0	0	No
13.1013 Education/Teaching of Individuals with Autism	7 - Master's degree	1	Men	0	0	0	0	0	0	0	0	0	0	
			Women	0	0	0	0	0	3	0	0	3		
			Total	0	0	0	0	0	3	0	3	0	3	Yes
13.1101 Counselor Education/School Counseling and Guidance Services	7 - Master's degree	1	Men	0	1	0	0	1	0	1	0	0	3	
			Women	0	4	0	0	2	0	20	0	0	26	
			Total	0	5	0	0	3	0	21	0	0	29	No
13.1201 Adult and Continuing Education and Teaching	7 - Master's degree	1	Men	3	0	0	1	0	0	5	0	0	9	
			Women	5	3	0	1	2	0	7	0	0	18	
			Total	8	3	0	2	2	0	12	0	0	27	Yes
13.1202 Elementary Education and Teaching	5 - Bachelor's degree	1	Men	1	3	0	0	2	1	7	0	0	14	
			Women	1	26	1	1	11	0	96	5	2	143	
			Total	2	29	1	1	13	1	103	5	2	157	No

CIPCODE	Award Level	Major	Gender	Non Resident Alien	Hispanic / Latino	American Indian or Alaska Native	Asian	Black or African American	Native Hawaiian or Other Pacific Islander	White	Two or more Races	Race/ ethnicity unknown	Total	distance education program
13.1202 Elementary Education and Teaching	7 - Master's degree	1	Men	0	0	0	0	0	0	1	0	0	1	
			Women	1	4	0	1	0	0	14	1	1	22	
			Total	1	4	0	1	0	0	15	1	1	23	No
13.1210 Early Childhood Education and Teaching	5 - Bachelor's degree	1	Men	0	0	0	0	0	0	0	0	0	0	
			Women	0	6	0	1	4	0	12	0	0	23	
			Total	0	6	0	1	4	0	12	0	0	23	No
13.1210 Early Childhood Education and Teaching	7 - Master's degree	1	Men	0	0	0	0	0	0	0	0	0	0	
			Women	0	0	0	0	0	0	0	0	0	0	
			Total	0	0	0	0	0	0	0	0	0	0	No
13.1305 English/Language Arts Teacher Education	5 - Bachelor's degree	1	Men	0	2	0	0	1	0	2	1	0	6	
			Women	1	2	0	1	2	0	21	1	1	29	
			Total	1	4	0	1	3	0	23	2	1	35	No
13.1305 English/Language Arts Teacher Education	7 - Master's degree	1	Men	0	0	0	0	0	0	1	0	0	1	
			Women	0	1	0	0	0	0	11	1	1	14	
			Total	0	1	0	0	0	0	12	1	1	15	No
13.1306 Foreign Language Teacher Education	5 - Bachelor's degree	1	Men	0	1	0	0	0	0	0	0	0	1	
			Women	0	2	0	0	0	0	3	0	0	5	
			Total	0	3	0	0	0	0	3	0	0	6	No
13.1306 Foreign Language Teacher Education	7 - Master's degree	1	Men	0	1	0	0	0	0	0	0	1	2	
			Women	0	0	0	0	0	0	0	0	0	0	
			Total	0	1	0	0	0	0	0	0	0	1	2
13.1311 Mathematics Teacher Education	5 - Bachelor's degree	1	Men	0	0	0	1	2	0	5	0	0	8	
			Women	0	7	0	2	1	0	17	0	0	27	
			Total	0	7	0	3	3	0	22	0	0	35	No
13.1311 Mathematics Teacher Education	7 - Master's degree	1	Men	0	0	0	0	0	0	2	0	0	2	
			Women	0	0	0	0	1	0	3	0	0	4	
			Total	0	0	0	0	1	0	5	0	0	6	No
13.1312 Music Teacher Education	5 - Bachelor's degree	1	Men	0	0	0	0	1	0	13	1	0	15	
			Women	0	1	0	0	0	0	3	1	0	5	
			Total	0	1	0	0	1	0	16	2	0	20	No
13.1312 Music Teacher Education	7 - Master's degree	1	Men	0	0	0	0	0	0	0	0	0	0	
			Women	0	0	0	0	0	0	2	0	0	2	
			Total	0	0	0	0	0	0	2	0	0	2	Yes
13.1314 Physical Education Teaching and Coaching	5 - Bachelor's degree	1	Men	0	5	0	2	3	2	20	1	0	33	
			Women	0	4	0	0	2	0	8	0	1	15	
			Total	0	9	0	2	5	2	28	1	1	48	No
13.1314 Physical Education Teaching and Coaching	7 - Master's degree	1	Men	1	2	0	0	2	0	5	0	1	11	
			Women	0	0	0	0	2	0	6	0	0	8	
			Total	1	2	0	0	4	0	11	0	1	19	Yes
13.1315 Reading Teacher Education	7 - Master's degree	1	Men	0	0	0	0	0	0	0	0	0	0	
			Women	0	5	0	0	0	0	22	0	0	27	
			Total	0	5	0	0	0	0	22	0	0	27	Yes
13.1316 Science Teacher Education/General Science Teacher Education	5 - Bachelor's degree	1	Men	0	0	0	0	0	0	4	1	0	5	
			Women	0	3	0	0	0	0	3	1	0	7	
			Total	0	3	0	0	0	0	7	2	0	12	No

CIPCODE	Award Level	Major	Gender	Non Resident Alien	Hispanic / Latino	American Indian or Alaska Native	Asian	Black or African American	Native Hawaiian or Other Pacific Islander	White	Two or more Races	Race/ ethnicity unknown	Total	distance education program
13.1316 Science Teacher Education/General Science Teacher Education	7 - Master's degree	1	Men	0	0	0	0	0	0	1	0	0	1	
			Women	0	1	0	0	0	0	5	0	1	7	
			Total	0	1	0	0	0	0	6	0	1	8	No
13.1317 Social Science Teacher Education	5 - Bachelor's degree	1	Men	1	4	0	0	0	0	9	2	0	16	
			Women	0	4	1	0	3	0	13	0	0	21	
			Total	1	8	1	0	3	0	22	2	0	37	No
13.1317 Social Science Teacher Education	7 - Master's degree	1	Men	0	0	0	0	0	0	3	0	0	3	
			Women	0	1	0	0	1	0	2	0	0	4	
			Total	0	1	0	0	1	0	5	0	0	7	No
13.1320 Trade and Industrial Teacher Education	7 - Master's degree	1	Men	0	0	0	0	1	0	0	0	0	1	
			Women	0	3	0	0	4	0	2	0	0	9	
			Total	0	3	0	0	5	0	2	0	0	10	Yes
13.1401 Teaching English as a Second or Foreign Language/ESL Language Instructor	17 - Doctor's degree - research / scholarship	1	Men	2	1	0	0	0	0	1	0	0	4	
			Women	1	0	0	0	0	0	1	0	0	2	
			Total	3	1	0	0	0	0	2	0	0	6	No
14.0101 Engineering, General	7 - Master's degree	1	Men	0	0	0	0	0	0	0	0	0	0	
			Women	1	0	0	0	0	0	0	0	0	1	
			Total	1	0	0	0	0	0	0	0	0	1	Yes
14.0101 Engineering, General	17 - Doctor's degree - research / scholarship	1	Men	0	0	0	0	0	0	0	0	0	0	
			Women	0	1	0	0	1	0	1	0	0	3	
			Total	0	1	0	0	1	0	1	0	0	3	No
14.0501 Bioengineering and Biomedical Engineering	7 - Master's degree	1	Men	5	2	0	0	1	0	5	0	1	14	
			Women	5	2	1	0	0	0	4	1	1	14	
			Total	10	4	1	0	1	0	9	1	2	28	No
14.0501 Bioengineering and Biomedical Engineering	17 - Doctor's degree - research / scholarship	1	Men	1	2	0	0	0	0	0	0	0	3	
			Women	0	0	0	0	0	0	0	0	0	0	
			Total	1	2	0	0	0	0	0	0	0	3	No
14.0701 Chemical Engineering	5 - Bachelor's degree	1	Men	9	9	0	4	0	0	33	0	2	57	
			Women	4	6	1	6	2	0	15	0	0	34	
			Total	13	15	1	10	2	0	48	0	2	91	No
14.0701 Chemical Engineering	7 - Master's degree	1	Men	3	0	0	0	0	0	3	0	0	6	
			Women	0	0	0	0	0	0	1	0	0	1	
			Total	3	0	0	0	0	0	4	0	0	7	No
14.0701 Chemical Engineering	17 - Doctor's degree - research / scholarship	1	Men	1	0	0	0	0	0	1	0	0	2	
			Women	0	2	0	0	1	0	0	0	0	3	
			Total	1	2	0	0	1	0	1	0	0	5	No
14.0801 Civil Engineering, General	5 - Bachelor's degree	1	Men	9	10	0	3	3	1	37	2	2	67	
			Women	3	8	0	1	0	0	6	2	0	20	
			Total	12	18	0	4	3	1	43	4	2	87	No
14.0801 Civil Engineering, General	7 - Master's degree	1	Men	8	5	1	1	0	0	14	1	0	30	
			Women	3	2	0	0	1	0	5	2	0	13	
			Total	11	7	1	1	1	0	19	3	0	43	No

CIPCODE	Award Level	Major	Gender	Non Resident Alien	Hispanic / Latino	American Indian or Alaska Native	Asian	Black or African American	Native Hawaiian or Other Pacific Islander	White	Two or more Races	Race/ ethnicity unknown	Total	distance education program
14.0801 Civil Engineering, General	17 - Doctor's degree - research / scholarship	1	Men	1	0	0	0	0	0	2	0	1	4	
			Women	1	0	0	0	0	0	1	0	0	2	
			Total	2	0	0	0	0	0	3	0	1	6	No
14.0901 Computer Engineering, General	5 - Bachelor's degree	1	Men	2	9	0	2	2	0	23	3	0	41	
			Women	0	3	0	0	0	0	0	0	0	3	
			Total	2	12	0	2	2	0	23	3	0	44	No
14.0901 Computer Engineering, General	7 - Master's degree	1	Men	3	1	0	1	0	0	0	1	0	6	
			Women	1	0	0	0	1	0	0	0	0	2	
			Total	4	1	0	1	1	0	0	1	0	8	No
14.0901 Computer Engineering, General	17 - Doctor's degree - research / scholarship	1	Men	5	0	0	0	0	0	1	0	0	6	
			Women	3	0	0	0	0	0	1	0	0	4	
			Total	8	0	0	0	0	0	2	0	0	10	No
14.1001 Electrical and Electronics Engineerin	5 - Bachelor's degree	1	Men	10	13	0	3	2	0	43	3	1	75	
			Women	0	1	0	0	0	0	7	0	0	8	
			Total	10	14	0	3	2	0	50	3	1	83	No
14.1001 Electrical and Electronics Engineerin	7 - Master's degree	1	Men	78	4	0	1	3	0	12	1	0	99	
			Women	28	1	0	0	1	0	0	0	0	30	
			Total	106	5	0	1	4	0	12	1	0	129	No
14.1001 Electrical and Electronics Engineerin	17 - Doctor's degree - research / scholarship	1	Men	9	1	0	0	0	0	1	0	0	11	
			Women	1	0	0	0	0	0	0	0	0	1	
			Total	10	1	0	0	0	0	1	0	0	12	No
14.1401 Environmental/Environmental Health Engineering	7 - Master's degree	1	Men	1	0	0	0	0	0	4	0	0	5	
			Women	1	1	0	0	0	0	4	0	0	6	
			Total	2	1	0	0	0	0	8	0	0	11	No
14.1401 Environmental/Environmental Health Engineering	17 - Doctor's degree - research / scholarship	1	Men	0	2	0	0	0	0	1	0	0	3	
			Women	1	0	0	0	0	0	0	0	0	1	
			Total	1	2	0	0	0	0	1	0	0	4	No
14.1801 Materials Engineering	7 - Master's degree	1	Men	4	0	0	0	0	0	0	1	0	5	
			Women	1	1	0	0	0	0	0	0	0	2	
			Total	5	1	0	0	0	0	0	1	0	7	No
14.1901 Mechanical Engineering	5 - Bachelor's degree	1	Men	9	26	0	3	4	0	82	7	1	132	
			Women	2	3	0	1	0	13	0	0	0	19	
			Total	11	29	0	4	4	0	95	7	1	151	No
14.1901 Mechanical Engineering	7 - Master's degree	1	Men	19	3	0	0	0	0	7	0	0	29	
			Women	3	0	0	0	0	0	0	0	0	3	
			Total	22	3	0	0	0	0	7	0	0	32	No
14.1901 Mechanical Engineering	17 - Doctor's degree - research / scholarship	1	Men	6	1	0	1	1	0	1	0	0	10	
			Women	0	0	0	0	0	0	0	0	0	0	
			Total	6	1	0	1	1	0	1	0	0	10	No
14.3501 Industrial Engineering	5 - Bachelor's degree	1	Men	4	5	0	1	1	0	11	2	1	25	
			Women	5	6	0	2	0	4	0	0	0	17	
			Total	9	11	0	3	1	0	15	2	1	42	No
14.3501		1	Men	10	0	0	0	0	0	1	0	0	11	

CIPCODE	Award Level	Major	Gender	Non Resident Alien	Hispanic / Latino	American Indian or Alaska Native	Asian	Black or African American	Native Hawaiian or Other Pacific Islander	White	Two or more Races	Race/ ethnicity unknown	Total	distance education program
Spanish Language and Literature	5 - Bachelor's degree		Women	0	1	0	0	0	0	0	0	0	1	
			Total	0	1	0	0	0	0	0	0	0	1	No
16.1200 Classics and Classical Languages, Literatures, and Linguistics, General	5 - Bachelor's degree	1	Men	0	1	0	0	0	0	0	0	0	1	
			Women	0	1	0	0	0	0	2	1	0	4	
			Total	0	2	0	0	0	0	2	1	0	5	No
16.1200 Classics and Classical Languages, Literatures, and Linguistics, General	5 - Bachelor's degree	2	Men	0	0	0	0	0	0	0	0	0	0	
			Women	0	0	0	0	0	0	0	1	0	1	
			Total	0	0	0	0	0	0	0	1	0	1	No
23.0101 English Language and Literature, General	5 - Bachelor's degree	1	Men	1	15	0	0	2	1	31	0	0	50	
			Women	1	21	0	8	6	0	66	8	3	113	
			Total	2	36	0	8	8	1	97	8	3	163	No
23.0101 English Language and Literature, General	7 - Master's degree	1	Men	0	0	0	0	0	0	1	0	0	1	
			Women	0	0	0	1	0	0	4	0	0	5	
			Total	0	0	0	1	0	0	5	0	0	6	No
23.0101 English Language and Literature, General	17 - Doctor's degree - research / scholarship	1	Men	0	0	0	0	0	0	1	0	1	2	
			Women	0	0	0	0	1	0	6	0	1	8	
			Total	0	0	0	0	1	0	7	0	2	10	No
23.0101 English Language and Literature, General	5 - Bachelor's degree	2	Men	0	0	0	0	0	0	1	0	0	1	
			Women	0	0	0	0	0	0	5	0	0	5	
			Total	0	0	0	0	0	0	6	0	0	6	No
23.1302 Creative Writing	7 - Master's degree	1	Men	0	0	0	0	0	0	3	0	0	3	
			Women	0	1	0	0	0	0	2	0	0	3	
			Total	0	1	0	0	0	0	5	0	0	6	No
23.1304 Rhetoric and Composition	5 - Bachelor's degree	1	Men	0	2	0	0	3	1	13	0	0	19	
			Women	0	9	0	0	8	0	26	2	1	46	
			Total	0	11	0	0	11	1	39	2	1	65	No
23.1304 Rhetoric and Composition	7 - Master's degree	1	Men	0	0	0	0	0	0	2	0	0	2	
			Women	0	0	0	0	0	0	0	0	0	0	
			Total	0	0	0	0	0	0	2	0	0	2	No
23.1304 Rhetoric and Composition	17 - Doctor's degree - research / scholarship	1	Men	0	0	0	0	0	0	2	0	0	2	
			Women	0	0	0	0	0	0	3	0	0	3	
			Total	0	0	0	0	0	0	5	0	0	5	No
23.1304 Rhetoric and Composition	5 - Bachelor's degree	2	Men	0	0	0	0	0	0	0	0	0	0	
			Women	0	1	0	0	0	0	1	0	0	2	
			Total	0	1	0	0	0	0	1	0	0	2	No
24.0101 Liberal Arts and Sciences/Liberal Studies	3 - Associate's degree	1	Men	1	10	0	4	10	0	47	4	0	76	
			Women	0	34	0	7	30	0	69	7	3	150	
			Total	1	44	0	11	40	0	116	11	3	226	No
24.0101 Liberal Arts and Sciences/Liberal Studies	7 - Master's degree	1	Men	1	2	0	0	1	0	0	1	1	6	
			Women	0	0	0	0	0	0	0	0	0	0	
			Total	1	2	0	0	1	0	0	1	1	6	No
24.0102 General Studies	5 - Bachelor's degree	1	Men	1	11	1	1	11	0	38	1	1	65	
			Women	0	20	0	3	20	0	40	1	1	85	

CIPCODE	Award Level	Major	Gender	Non Resident Alien	Hispanic / Latino	American Indian or Alaska Native	Asian	Black or African American	Native Hawaiian or Other Pacific Islander	White	Two or more Races	Race/ ethnicity unknown	Total	distance education program
24.0103 Humanities/Humanistic Studies	5 - Bachelor's degree	1	Total	1	31	1	4	31	0	78	2	2	150	Yes
			Men	0	1	0	0	1	0	6	1	0	9	
			Women	0	4	0	0	2	0	13	1	0	20	
			Total	0	5	0	0	3	0	19	2	0	29	No
24.0103 Humanities/Humanistic Studies	5 - Bachelor's degree	2	Men	1	0	0	0	0	0	0	0	0	1	
			Women	0	0	0	0	0	0	0	1	0	1	
			Total	1	0	0	0	0	0	0	1	0	2	No
25.0101 Library and Information Science	7 - Master's degree	1	Men	0	0	0	1	0	0	11	0	0	12	
			Women	0	8	0	1	5	0	29	0	2	45	
			Total	0	8	0	2	5	0	40	0	2	57	Yes
26.0101 Biology/Biological Sciences, General	5 - Bachelor's degree	1	Men	2	20	0	9	7	1	55	3	2	99	
			Women	3	31	0	15	8	0	90	3	2	152	
			Total	5	51	0	24	15	1	145	6	4	251	No
26.0101 Biology/Biological Sciences, General	7 - Master's degree	1	Men	3	0	0	0	0	0	5	0	0	8	
			Women	0	1	0	1	0	0	3	0	1	6	
			Total	3	1	0	1	0	0	8	0	1	14	No
26.0101 Biology/Biological Sciences, General	17 - Doctor's degree - research / scholarship	1	Men	0	0	0	0	0	0	1	0	0	1	
			Women	0	0	0	0	0	0	1	0	0	1	
			Total	0	0	0	0	0	0	2	0	0	2	No
26.0102 Biomedical Sciences, General	5 - Bachelor's degree	1	Men	4	48	0	51	24	1	122	13	3	266	
			Women	10	81	0	68	34	1	153	10	7	364	
			Total	14	129	0	119	58	2	275	23	10	630	No
26.0406 Cell/Cellular and Molecular Biology	17 - Doctor's degree - research / scholarship	1	Men	0	0	0	1	0	0	2	0	0	3	
			Women	2	0	0	0	0	0	6	0	0	8	
			Total	2	0	0	1	0	0	8	0	0	11	No
26.0503 Medical Microbiology and Bacteriology	5 - Bachelor's degree	1	Men	1	1	0	4	0	0	10	1	0	17	
			Women	1	6	0	0	3	0	16	1	0	27	
			Total	2	7	0	4	3	0	26	2	0	44	No
26.0503 Medical Microbiology and Bacteriology	7 - Master's degree	1	Men	1	1	0	0	0	0	4	0	0	6	
			Women	0	1	0	0	0	0	1	0	0	2	
			Total	1	2	0	0	0	0	5	0	0	8	No
26.0911 Oncology and Cancer Biology	17 - Doctor's degree - research / scholarship	1	Men	0	0	0	0	0	0	1	0	0	1	
			Women	1	0	0	0	0	0	1	0	0	2	
			Total	1	0	0	0	0	0	2	0	0	3	No
26.1103 Bioinformatics	7 - Master's degree	1	Men	1	0	0	0	0	0	0	0	0	1	
			Women	0	0	0	0	0	0	1	0	0	1	
			Total	1	0	0	0	0	0	1	0	0	2	No
26.1201 Biotechnology	7 - Master's degree	1	Men	1	0	0	1	0	0	1	0	0	3	
			Women	0	0	0	0	0	0	2	0	0	2	
			Total	1	0	0	1	0	0	3	0	0	5	No
26.1399 Ecology, Evolution, Systematics and Population Biology, Other	17 - Doctor's degree - research / scholarship	1	Men	0	0	0	0	0	0	1	0	0	1	
			Women	0	0	0	0	0	0	0	0	0	0	
			Total	0	0	0	0	0	0	1	0	0	1	No

CIPCODE	Award Level	Major	Gender	Non Resident Alien	Hispanic / Latino	American Indian or Alaska Native	Asian	Black or African American	Native Hawaiian or Other Pacific Islander	White	Two or more Races	Race/ ethnicity unknown	Total	distance education program
26.9999 Biological and Biomedical Sciences, Other	7 - Master's degree	1	Men	3	29	0	18	10	0	75	2	7	144	
			Women	4	28	0	30	28	0	68	1	1	160	
			Total	7	57	0	48	38	0	143	3	8	304	Yes
26.9999 Biological and Biomedical Sciences, Other	17 - Doctor's degree - research / scholarship	1	Men	0	0	0	0	1	0	5	0	0	6	
			Women	1	1	0	1	0	4	0	0	0	7	
			Total	1	1	0	1	1	0	9	0	0	13	No
27.0101 Mathematics, General	5 - Bachelor's degree	1	Men	0	4	0	1	0	0	20	0	1	26	
			Women	1	2	0	1	0	10	2	0	16		
			Total	1	6	0	2	0	30	2	1	42	No	
27.0101 Mathematics, General	7 - Master's degree	1	Men	1	0	0	0	0	0	6	0	0	7	
			Women	1	0	0	0	0	0	0	0	1		
			Total	2	0	0	0	0	6	0	0	8	No	
27.0101 Mathematics, General	17 - Doctor's degree - research / scholarship	1	Men	1	0	0	0	0	0	0	0	0	1	
			Women	1	0	0	0	0	1	0	0	2		
			Total	2	0	0	0	0	1	0	0	3	No	
27.0101 Mathematics, General	5 - Bachelor's degree	2	Men	0	0	0	0	0	0	0	0	0	0	
			Women	0	0	0	0	0	0	0	0	0	0	
			Total	0	0	0	0	0	0	0	0	0	0	No
27.0501 Statistics, General	5 - Bachelor's degree	1	Men	1	1	0	2	0	0	4	0	0	8	
			Women	2	0	0	0	1	0	7	0	0	10	
			Total	3	1	0	2	1	0	11	0	0	18	No
27.0501 Statistics, General	7 - Master's degree	1	Men	1	0	0	1	0	0	0	0	0	2	
			Women	3	0	0	0	0	0	0	0	1	4	
			Total	4	0	0	1	0	0	0	0	1	6	No
27.0501 Statistics, General	5 - Bachelor's degree	2	Men	0	0	0	0	0	0	1	0	0	1	
			Women	0	0	0	0	0	0	0	0	0	0	
			Total	0	0	0	0	0	0	1	0	0	1	No
30.0101 Biological and Physical Sciences	5 - Bachelor's degree	1	Men	0	1	0	0	3	0	5	0	0	9	
			Women	0	4	0	1	5	0	2	0	0	12	
			Total	0	5	0	1	8	0	7	0	0	21	No
30.1101 Gerontology	5 - Bachelor's degree	1	Men	0	0	0	0	1	0	1	0	0	2	
			Women	0	3	0	0	3	0	11	0	1	18	
			Total	0	3	0	0	4	0	12	0	1	20	No
30.1101 Gerontology	7 - Master's degree	1	Men	0	0	0	0	0	0	2	0	0	2	
			Women	0	0	0	0	0	0	3	0	0	3	
			Total	0	0	0	0	0	0	5	0	0	5	No
30.1101 Gerontology	17 - Doctor's degree - research / scholarship	1	Men	0	0	0	0	0	0	1	0	0	1	
			Women	0	1	0	0	0	0	2	0	0	3	
			Total	0	1	0	0	0	0	3	0	0	4	No
30.1101 Gerontology	5 - Bachelor's degree	2	Men	0	0	0	0	0	0	0	0	0	0	
			Women	0	0	0	0	0	0	0	0	0	0	
			Total	0	0	0	0	0	0	0	0	0	0	No
30.3301 Sustainability Studies	7 - Master's degree	1	Men	2	0	0	2	1	0	8	0	0	13	
			Women	8	4	0	0	1	0	8	1	1	23	

CIPCODE	Award Level	Major	Gender	Non Resident Alien	Hispanic / Latino	American Indian or Alaska Native	Asian	Black or African American	Native Hawaiian or Other Pacific Islander	White	Two or more Races	Race/ ethnicity unknown	Total	distance education program	
31.0504 Sport and Fitness Administration/Management	7 - Master's degree	1	Total	10	4	0	2	2	0	16	1	1	36	Yes	
			Men	0	1	0	1	2	0	9	1	1	15		
			Women	1	0	0	0	0	0	0	9	0	1	11	
			Total	1	1	0	1	2	0	18	1	2	26	No	
31.0505 Kinesiology and Exercise Science	7 - Master's degree	1	Men	0	0	0	0	0	0	5	0	1	6		
			Women	1	1	0	0	2	0	4	1	1	10		
			Total	1	1	0	0	2	0	9	1	2	16	No	
38.0101 Philosophy	5 - Bachelor's degree	1	Men	1	3	0	0	0	0	7	0	0	11		
			Women	0	2	0	1	1	0	3	0	0	7		
			Total	1	5	0	1	1	0	10	0	0	18	No	
38.0101 Philosophy	7 - Master's degree	1	Men	0	0	0	1	0	0	2	0	0	3		
			Women	0	0	0	0	0	0	0	0	0	0		
			Total	0	0	0	1	0	0	2	0	0	3	No	
38.0101 Philosophy	17 - Doctor's degree - research / scholarship	1	Men	1	0	0	0	1	0	7	0	0	9		
			Women	0	0	0	0	0	0	1	0	0	1		
			Total	1	0	0	0	1	0	8	0	0	10	No	
38.0101 Philosophy	5 - Bachelor's degree	2	Men	0	0	0	0	0	0	0	0	0	0		
			Women	0	0	0	0	0	0	1	0	0	1		
			Total	0	0	0	0	0	0	1	0	0	1	No	
38.0201 Religion/Religious Studies	5 - Bachelor's degree	1	Men	0	1	0	0	0	0	5	0	0	6		
			Women	0	2	1	0	0	0	5	0	0	8		
			Total	0	3	1	0	0	0	10	0	0	14	No	
38.0201 Religion/Religious Studies	7 - Master's degree	1	Men	0	1	0	0	0	0	2	0	0	3		
			Women	0	0	0	0	1	0	0	0	0	1		
			Total	0	1	0	0	1	0	2	0	0	4	No	
38.0201 Religion/Religious Studies	5 - Bachelor's degree	2	Men	0	0	0	0	0	0	2	0	0	2		
			Women	0	1	0	0	0	0	1	0	0	2		
			Total	0	1	0	0	0	0	3	0	0	4	No	
40.0501 Chemistry, General	5 - Bachelor's degree	1	Men	3	8	0	5	2	0	20	0	0	38		
			Women	1	7	0	5	1	0	21	1	0	36		
			Total	4	15	0	10	3	0	41	1	0	74	No	
40.0501 Chemistry, General	7 - Master's degree	1	Men	0	0	0	0	0	0	3	0	1	4		
			Women	0	0	0	0	0	0	0	0	1	1		
			Total	0	0	0	0	0	0	3	0	2	5	No	
40.0501 Chemistry, General	17 - Doctor's degree - research / scholarship	1	Men	4	0	0	1	0	0	2	0	0	7		
			Women	0	1	0	0	1	0	1	0	0	3		
			Total	4	1	0	1	1	0	3	0	0	10	No	
40.0601 Geology/Earth Science, General	5 - Bachelor's degree	1	Men	0	6	0	0	0	0	15	1	0	22		
			Women	1	6	0	0	0	1	7	0	1	16		
			Total	1	12	0	0	0	1	22	1	1	38	No	
40.0601 Geology/Earth Science, General	7 - Master's degree	1	Men	0	0	0	0	0	0	4	0	1	5		
			Women	2	0	0	0	0	0	4	0	0	6		
			Total	2	0	0	0	0	0	8	0	1	11	No	
40.0601			Men	1	0	0	0	0	0	2	0	0	3		

CIPCODE	Award Level	Major	Gender	Non Resident Alien	Hispanic / Latino	American Indian or Alaska Native	Asian	Black or African American	Native Hawaiian or Other Pacific Islander	White	Two or more Races	Race/ ethnicity unknown	Total	distance education program
Geology/Earth Science, General	17 - Doctor's degree - research / scholarship	1	Women	0	0	0	0	0	0	1	0	0	1	
			Total	1	0	0	0	0	0	3	0	0	4	No
40.0607 Oceanography, Chemical and Physical	7 - Master's degree	1	Men	1	1	0	0	0	0	3	0	0	5	
			Women	0	1	0	0	0	0	6	0	0	7	
			Total	1	2	0	0	0	0	9	0	0	12	No
40.0607 Oceanography, Chemical and Physical	17 - Doctor's degree - research / scholarship	1	Men	2	0	0	0	0	0	0	0	1	3	
			Women	0	0	0	0	0	0	1	0	0	1	
			Total	2	0	0	0	0	0	1	0	1	4	No
40.0801 Physics, General	5 - Bachelor's degree	1	Men	2	4	0	1	1	0	20	0	0	28	
			Women	0	1	0	0	1	0	5	0	0	7	
			Total	2	5	0	1	2	0	25	0	0	35	No
40.0801 Physics, General	7 - Master's degree	1	Men	2	1	0	0	0	0	1	0	0	4	
			Women	0	0	0	0	0	0	0	0	1	1	
			Total	2	1	0	0	0	0	1	0	1	5	No
40.0801 Physics, General	17 - Doctor's degree - research / scholarship	1	Men	4	0	0	0	0	0	1	0	0	5	
			Women	1	0	0	0	1	0	0	0	0	2	
			Total	5	0	0	0	1	0	1	0	0	7	No
40.0801 Physics, General	5 - Bachelor's degree	2	Men	0	0	0	0	0	0	0	0	0	0	
			Women	0	0	0	0	0	0	0	0	0	0	
			Total	0	0	0	0	0	0	0	0	0	0	No
42.0101 Psychology, General	5 - Bachelor's degree	1	Men	4	26	0	5	11	0	48	5	1	100	
			Women	6	91	0	19	51	0	168	12	3	350	
			Total	10	117	0	24	62	0	216	17	4	450	No
42.0101 Psychology, General	7 - Master's degree	1	Men	0	1	0	0	0	0	2	0	0	3	
			Women	0	0	0	1	0	0	6	1	1	9	
			Total	0	1	0	1	0	0	8	1	1	12	No
42.0101 Psychology, General	17 - Doctor's degree - research / scholarship	1	Men	1	1	0	0	0	0	2	0	0	4	
			Women	1	0	0	0	1	0	5	0	1	8	
			Total	2	1	0	0	1	0	7	0	1	12	No
42.0101 Psychology, General	5 - Bachelor's degree	2	Men	0	0	0	0	1	0	3	0	0	4	
			Women	0	7	0	0	0	0	10	0	0	17	
			Total	0	7	0	0	1	0	13	0	0	21	No
42.2805 School Psychology	7 - Master's degree	1	Men	0	0	0	0	0	0	0	0	0	0	
			Women	0	1	0	0	1	0	7	0	0	9	
			Total	0	1	0	0	1	0	7	0	0	9	No
42.2805 School Psychology	17 - Doctor's degree - research / scholarship	1	Men	0	0	0	0	0	0	0	0	0	0	
			Women	0	0	0	1	0	0	2	1	0	4	
			Total	0	0	0	1	0	0	2	1	0	4	No
42.9999 Psychology, Other	7 - Master's degree	1	Men	0	2	0	0	0	0	2	0	0	4	
			Women	1	3	0	2	2	0	15	0	0	23	
			Total	1	5	0	2	2	0	17	0	0	27	No
43.0103		1	Men	0	1	0	0	1	0	7	0	1	10	

CIPCODE	Award Level	Major	Gender	Non Resident Alien	Hispanic / Latino	American Indian or Alaska Native	Asian	Black or African American	Native Hawaiian or Other Pacific Islander	White	Two or more Races	Race/ ethnicity unknown	Total	distance education program
Criminal Justice/Law Enforcement Administration	7 - Master's degree		Women	0	1	0	0	1	0	6	0	0	8	
			Total	0	2	0	0	2	0	13	0	1	18	No
43.0303 Critical Infrastructure Protection	7 - Master's degree	1	Men	0	1	0	1	2	0	11	0	2	17	
			Women	0	0	0	0	2	0	5	0	0	7	
			Total	0	1	0	1	4	0	16	0	2	24	Yes
44.0000 Human Services, General	5 - Bachelor's degree	1	Men	0	3	0	0	1	0	6	1	1	12	
			Women	0	12	0	2	15	0	35	2	0	66	
			Total	0	15	0	2	16	0	41	3	1	78	No
44.0401 Public Administration	7 - Master's degree	1	Men	0	3	0	0	1	0	14	0	0	18	
			Women	1	2	0	1	3	0	10	1	1	19	
			Total	1	5	0	1	4	0	24	1	1	37	Yes
44.0701 Social Work	5 - Bachelor's degree	1	Men	0	1	0	0	0	0	2	0	0	3	
			Women	0	16	0	0	15	0	39	1	0	71	
			Total	0	17	0	0	15	0	41	1	0	74	No
44.0701 Social Work	7 - Master's degree	1	Men	0	1	0	0	3	0	6	0	0	10	
			Women	0	6	1	0	11	0	30	2	2	52	
			Total	0	7	1	0	14	0	36	2	2	62	No
44.0701 Social Work	17 - Doctor's degree - research / scholarship	1	Men	0	0	0	0	0	0	0	0	0	0	
			Women	0	0	0	0	0	0	0	0	0	0	
			Total	0	0	0	0	0	0	0	0	0	0	No
45.0101 Social Sciences, General	5 - Bachelor's degree	1	Men	0	2	0	0	17	0	26	0	1	46	
			Women	0	5	0	2	12	0	24	2	2	47	
			Total	0	7	0	2	29	0	50	2	3	93	No
45.0101 Social Sciences, General	5 - Bachelor's degree	2	Men	0	0	0	0	0	0	0	0	0	0	
			Women	0	0	0	0	0	0	0	0	0	0	
			Total	0	0	0	0	0	0	0	0	0	0	No
45.0201 Anthropology	5 - Bachelor's degree	1	Men	0	4	0	0	1	0	12	1	0	18	
			Women	0	17	0	4	3	0	29	0	2	55	
			Total	0	21	0	4	4	0	41	1	2	73	No
45.0201 Anthropology	7 - Master's degree	1	Men	0	1	0	0	0	0	3	0	1	5	
			Women	0	1	0	0	0	0	8	1	0	10	
			Total	0	2	0	0	0	0	11	1	1	15	No
45.0201 Anthropology	17 - Doctor's degree - research / scholarship	1	Men	0	1	0	0	1	0	2	0	0	4	
			Women	0	0	0	0	0	0	7	0	0	7	
			Total	0	1	0	0	1	0	9	0	0	11	No
45.0201 Anthropology	5 - Bachelor's degree	2	Men	0	0	0	0	0	0	1	0	0	1	
			Women	0	1	0	0	0	0	3	0	0	4	
			Total	0	1	0	0	0	0	4	0	0	5	No
45.0401 Criminology	5 - Bachelor's degree	1	Men	0	23	0	4	16	0	87	5	0	135	
			Women	4	42	0	0	34	0	84	5	1	170	
			Total	4	65	0	4	50	0	171	10	1	305	No
45.0401 Criminology	7 - Master's degree	1	Men	0	0	0	0	0	0	3	0	0	3	
			Women	0	0	0	0	0	0	4	0	0	4	
			Total	0	0	0	0	0	0	7	0	0	7	No

CIPCODE	Award Level	Major	Gender	Non Resident Alien	Hispanic / Latino	American Indian or Alaska Native	Asian	Black or African American	Native Hawaiian or Other Pacific Islander	White	Two or more Races	Race/ ethnicity unknown	Total	distance education program	
45.0401 Criminology	17 - Doctor's degree - research / scholarship	1	Men	0	1	0	0	0	0	3	0	0	4		
			Women	0	0	0	0	0	0	3	0	0	3		
			Total	0	1	0	0	0	0	6	0	0	7	No	
45.0401 Criminology	5 - Bachelor's degree	2	Men	0	0	0	0	0	0	1	1	0	2		
			Women	0	2	0	0	1	0	9	0	0	12		
			Total	0	2	0	0	1	0	10	1	0	14	No	
45.0601 Economics, General	5 - Bachelor's degree	1	Men	4	13	0	3	5	1	37	3	4	70		
			Women	0	2	0	4	3	0	15	2	1	27		
			Total	4	15	0	7	8	1	52	5	5	97	No	
45.0601 Economics, General	7 - Master's degree	1	Men	1	2	0	0	0	0	6	0	0	9		
			Women	0	0	0	0	0	0	1	0	0	1		
			Total	1	2	0	0	0	0	7	0	0	10	No	
45.0601 Economics, General	17 - Doctor's degree - research / scholarship	1	Men	0	0	0	0	0	0	0	0	0	0		
			Women	0	0	0	0	0	0	2	0	0	2		
			Total	0	0	0	0	0	0	2	0	0	2	No	
45.0601 Economics, General	5 - Bachelor's degree	2	Men	0	0	0	0	0	0	4	0	0	4		
			Women	0	1	0	0	0	0	1	0	0	2		
			Total	0	1	0	0	0	0	5	0	0	6	No	
45.0701 Geography	5 - Bachelor's degree	1	Men	0	0	0	0	1	1	2	2	0	6		
			Women	0	0	0	0	1	0	4	0	0	5		
			Total	0	0	0	0	2	1	6	2	0	11	No	
45.0701 Geography	7 - Master's degree	1	Men	0	0	0	0	0	0	3	0	1	4		
			Women	0	0	0	0	0	0	1	0	0	1		
			Total	0	0	0	0	0	0	4	0	1	5	No	
45.0701 Geography	5 - Bachelor's degree	2	Men	0	0	0	0	0	0	0	0	0	0		
			Women	0	0	0	0	0	0	0	0	0	0	0	
			Total	0	0	0	0	0	0	0	0	0	0	0	No
45.0799 Geography, Other	17 - Doctor's degree - research / scholarship	1	Men	1	0	0	0	0	0	1	0	0	2		
			Women	0	0	0	0	0	0	1	0	0	1		
			Total	1	0	0	0	0	0	2	0	0	3	No	
45.0901 International Relations and Affairs	5 - Bachelor's degree	1	Men	2	10	0	1	1	0	34	4	1	53		
			Women	5	17	0	5	9	0	43	5	1	85		
			Total	7	27	0	6	10	0	77	9	2	138	No	
45.0901 International Relations and Affairs	17 - Doctor's degree - research / scholarship	1	Men	0	0	0	0	0	0	0	0	0	0		
			Women	0	0	0	0	0	0	0	0	0	0	0	
			Total	0	0	0	0	0	0	0	0	0	0	0	No
45.0901 International Relations and Affairs	5 - Bachelor's degree	2	Men	0	1	0	0	0	0	2	0	0	3		
			Women	1	3	0	1	2	0	3	0	0	10		
			Total	1	4	0	1	2	0	5	0	0	13	No	
45.1001 Political Science and Government, General	5 - Bachelor's degree	1	Men	1	6	0	0	7	0	39	3	2	58		
			Women	0	20	0	1	11	0	35	1	1	69		
			Total	1	26	0	1	18	0	74	4	3	127	No	
45.1001		1	Men	1	2	0	0	0	0	7	0	0	10		

CIPCODE	Award Level	Major	Gender	Non Resident Alien	Hispanic / Latino	American Indian or Alaska Native	Asian	Black or African American	Native Hawaiian or Other Pacific Islander	White	Two or more Races	Race/ ethnicity unknown	Total	distance education program
Art History, Criticism and Conservation	5 - Bachelor's degree		Women	0	0	0	0	0	0	0	0	0	0	
			Total	0	0	0	0	0	0	0	0	0	0	No
50.0901 Music, General	17 - Doctor's degree - research / scholarship	1	Men	0	1	0	0	0	0	0	1	0	0	2
			Women	1	0	0	0	0	0	0	0	0	0	1
			Total	1	1	0	0	0	0	0	1	0	0	3
50.0903 Music Performance, General	5 - Bachelor's degree	1	Men	0	2	0	0	0	0	5	1	0	8	
			Women	1	0	0	1	1	0	3	0	0	6	
			Total	1	2	0	1	1	0	8	1	0	14	No
50.0903 Music Performance, General	7 - Master's degree	1	Men	2	2	0	0	0	0	14	0	1	19	
			Women	3	1	0	1	0	0	3	0	0	8	
			Total	5	3	0	1	0	0	17	0	1	27	No
50.9999 Visual and Performing Arts, Other	5 - Bachelor's degree	1	Men	0	3	0	2	1	0	8	0	0	14	
			Women	0	2	0	0	1	0	5	0	0	8	
			Total	0	5	0	2	2	0	13	0	0	22	No
50.9999 Visual and Performing Arts, Other	5 - Bachelor's degree	2	Men	0	0	0	0	0	0	0	0	0	0	
			Women	0	0	0	0	0	0	0	0	0	0	0
			Total	0	0	0	0	0	0	0	0	0	0	0
51.0000 Health Services/Allied Health/Health Sciences, General	5 - Bachelor's degree	1	Men	1	41	0	21	33	3	95	6	0	200	
			Women	3	89	1	37	84	1	201	19	5	440	
			Total	4	130	1	58	117	4	296	25	5	640	No
51.0202 Audiology/Audiologist	17 - Doctor's degree - research / scholarship	1	Men	0	0	0	0	0	0	3	0	0	3	
			Women	0	2	0	0	0	0	8	0	0	10	
			Total	0	2	0	0	0	0	11	0	0	13	No
51.0204 Audiology/Audiologist and Speech-Language Pathology/Pathologist	5 - Bachelor's degree	1	Men	0	2	0	0	0	0	6	1	1	10	
			Women	2	22	0	1	15	0	77	5	0	122	
			Total	2	24	0	1	15	0	83	6	1	132	No
51.0204 Audiology/Audiologist and Speech-Language Pathology/Pathologist	7 - Master's degree	1	Men	0	1	0	1	0	0	0	0	0	2	
			Women	1	8	0	0	3	0	50	0	2	64	
			Total	1	9	0	1	3	0	50	0	2	66	No
51.0204 Audiology/Audiologist and Speech-Language Pathology/Pathologist	17 - Doctor's degree - research / scholarship	1	Men	1	0	0	0	0	0	1	0	0	2	
			Women	0	0	0	0	0	0	0	0	0	0	
			Total	1	0	0	0	0	0	1	0	0	2	No
51.0204 Audiology/Audiologist and Speech-Language Pathology/Pathologist	5 - Bachelor's degree	2	Men	0	0	0	0	0	0	0	0	0	0	
			Women	0	0	0	0	0	0	0	0	0	0	0
			Total	0	0	0	0	0	0	0	0	0	0	0
51.0701 Health/Health Care Administration/Management	5 - Bachelor's degree	1	Men	0	1	0	0	0	0	2	0	0	3	
			Women	0	4	0	0	3	0	3	0	0	10	
			Total	0	5	0	0	3	0	5	0	0	13	No
51.0701 Health/Health Care Administration/Management	7 - Master's degree	1	Men	0	0	0	1	0	0	3	0	1	5	
			Women	0	0	0	0	0	0	4	0	3	7	
			Total	0	0	0	1	0	0	7	0	4	12	No
51.0913		1	Men	0	0	0	1	0	0	8	0	0	9	

CIPCODE	Award Level	Major	Gender	Non Resident Alien	Hispanic / Latino	American Indian or Alaska Native	Asian	Black or African American	Native Hawaiian or Other Pacific Islander	White	Two or more Races	Race/ ethnicity unknown	Total	distance education program
Athletic Training/Trainer	5 - Bachelor's degree		Women	1	0	0	1	2	0	7	0	0	11	
			Total	1	0	0	2	2	0	15	0	0	20	No
51.1005 Clinical Laboratory Science/Medical Technology/Technologist	5 - Bachelor's degree	1	Men	0	0	0	0	0	0	1	1	0	2	
			Women	1	2	0	1	0	0	2	0	0	6	
			Total	1	2	0	1	0	0	3	1	0	8	No
51.1201 Medicine	18 - Doctor's degree - professional practice	1	Men	0	11	2	14	6	0	57	2	1	93	
			Women	0	8	0	20	3	0	44	2	2	79	
			Total	0	19	2	34	9	0	101	4	3	172	No
51.2001 Pharmacy	18 - Doctor's degree - professional practice	1	Men	0	2	0	7	1	0	11	1	1	23	
			Women	0	5	0	2	5	0	17	0	1	30	
			Total	0	7	0	9	6	0	28	1	2	53	No
51.2201 Public Health, General	5 - Bachelor's degree	1	Men	0	18	0	12	12	0	28	2	0	72	
			Women	5	55	0	21	67	0	91	7	1	247	
			Total	5	73	0	33	79	0	119	9	1	319	No
51.2201 Public Health, General	7 - Master's degree	1	Men	3	7	0	2	6	1	29	1	1	50	
			Women	21	22	0	14	33	0	74	8	9	181	
			Total	24	29	0	16	39	1	103	9	10	231	Yes
51.2201 Public Health, General	17 - Doctor's degree - research / scholarship	1	Men	5	0	0	0	0	0	1	0	0	6	
			Women	4	0	0	2	2	0	10	0	0	18	
			Total	9	0	0	2	2	0	11	0	0	24	No
51.2299 Public Health, Other	7 - Master's degree	1	Men	2	1	0	3	2	0	1	0	0	9	
			Women	1	2	0	1	0	0	3	3	1	11	
			Total	3	3	0	4	2	0	4	3	1	20	No
51.2308 Physical Therapy/Therapist	18 - Doctor's degree - professional practice	1	Men	0	3	0	19	0	0	11	0	9	42	
			Women	0	6	1	14	9	0	55	0	20	105	
			Total	0	9	1	33	9	0	66	0	29	147	No
51.2310 Vocational Rehabilitation Counseling/Counselor	7 - Master's degree	1	Men	0	1	0	0	0	0	5	0	0	6	
			Women	0	6	0	0	3	0	22	0	1	32	
			Total	0	7	0	0	3	0	27	0	1	38	No
51.2706 Medical Informatics	7 - Master's degree	1	Men	1	2	0	2	5	1	9	0	2	22	
			Women	1	2	0	9	10	0	16	1	1	40	
			Total	2	4	0	11	15	1	25	1	3	62	Yes
51.3201 Bioethics/Medical Ethics	7 - Master's degree	1	Men	0	0	0	0	0	0	0	0	0	0	
			Women	0	1	0	0	0	0	1	0	0	2	
			Total	0	1	0	0	0	0	1	0	0	2	No
51.3801 Registered Nursing/Registered Nurse	5 - Bachelor's degree	1	Men	0	9	0	4	1	0	39	1	2	56	
			Women	2	76	0	20	44	1	296	4	8	451	
			Total	2	85	0	24	45	1	335	5	10	507	No
51.3801 Registered Nursing/Registered Nurse	7 - Master's degree	1	Men	0	2	1	1	4	0	37	0	1	46	
			Women	0	29	0	20	41	0	168	7	6	271	
			Total	0	31	1	21	45	0	205	7	7	317	No
51.3808 Nursing Science		1	Men	0	0	0	0	0	0	0	0	0	0	
			Women	2	2	0	0	2	0	4	0	0	10	

CIPCODE	Award Level	Major	Gender	Non Resident Alien	Hispanic / Latino	American Indian or Alaska Native	Asian	Black or African American	Native Hawaiian or Other Pacific Islander	White	Two or more Races	Race/ ethnicity unknown	Total	distance education program
	17 - Doctor's degree - research / scholarship		Total	2	2	0	0	2	0	4	0	0	10	No
51.3818	Nursing Practice	1	Men	0	0	0	0	1	0	1	0	0	2	
Women			0	1	0	2	2	0	10	0	0	15		
Total			0	1	0	2	3	0	11	0	0	17	No	
52.0101	Business/Commerce, General	1	Men	10	17	0	5	11	1	55	5	3	107	
Women			13	25	1	5	10	1	42	1	1	99		
Total			23	42	1	10	21	2	97	6	4	206	No	
52.0101	Business/Commerce, General	1	Men	10	1	0	0	0	0	2	0	0	13	
Women			8	0	0	0	1	0	0	0	0	9		
Total			18	1	0	0	1	0	2	0	0	22	No	
52.0101	Business/Commerce, General	2	Men	1	0	0	0	0	0	3	0	0	4	
Women			1	1	0	1	1	0	1	0	0	5		
Total			2	1	0	1	1	0	4	0	0	9	No	
52.0201	Business Administration and Management, General	1	Men	7	8	0	1	3	0	21	0	0	40	
Women			10	8	0	1	5	0	23	4	2	53		
Total			17	16	0	2	8	0	44	4	2	93	No	
52.0201	Business Administration and Management, General	1	Men	19	4	0	7	7	0	54	2	5	98	
Women			14	9	0	5	4	0	27	2	2	63		
Total			33	13	0	12	11	0	81	4	7	161	No	
52.0201	Business Administration and Management, General	1	Men	4	0	0	0	0	0	1	0	0	5	
Women			3	0	0	0	0	0	0	0	0	3		
Total			7	0	0	0	0	0	1	0	0	8	No	
52.0201	Business Administration and Management, General	2	Men	0	0	0	0	0	0	0	0	0	0	
Women			0	0	0	0	0	0	0	0	0	0	0	
Total			0	0	0	0	0	0	0	0	0	0	0	No
52.0301	Accounting	1	Men	5	21	0	4	5	0	64	2	0	101	
Women			7	19	0	8	8	0	42	3	8	95		
Total			12	40	0	12	13	0	106	5	8	196	No	
52.0301	Accounting	1	Men	0	8	0	2	5	0	21	1	2	39	
Women			2	0	0	1	2	0	23	0	0	28		
Total			2	8	0	3	7	0	44	1	2	67	No	
52.0301	Accounting	2	Men	0	0	0	0	0	0	0	0	0	0	
Women			0	1	0	1	0	0	1	0	0	3		
Total			0	1	0	1	0	0	1	0	0	3	No	
52.0601	Business/Managerial Economics	1	Men	2	3	0	2	1	0	17	1	1	27	
Women			2	4	0	0	0	0	7	0	0	13		
Total			4	7	0	2	1	0	24	1	1	40	No	
52.0601	Business/Managerial Economics	2	Men	0	0	0	0	0	0	1	0	0	1	
Women			1	1	0	0	0	0	0	0	0	2		
Total			1	1	0	0	0	0	1	0	0	3	No	
52.0701	7 - Master's degree	1	Men	10	4	0	1	0	0	10	0	0	25	
Women			23	0	0	0	1	0	3	0	0	27		

CIPCODE	Award Level	Major	Gender	Non Resident Alien	Hispanic / Latino	American Indian or Alaska Native	Asian	Black or African American	Native Hawaiian or Other Pacific Islander	White	Two or more Races	Race/ ethnicity unknown	Total	distance education program
History, General	5 - Bachelor's degree		Women	0	1	0	0	0	0	1	0	0	2	
			Total	0	1	0	0	0	0	1	0	0	2	No

Completions: total by first major

99.0000 Summary Grand Totals	Award Level	Nonresident alien	Hispanic Latino	American Indian or Alaska Native	Asian	Black or African American	Native Hawaiian or Other Pacific Islander	White	Two or more Races	Race/ethnicity unknown	Total	PY Total
Associate's degree	3											
Men		1	10	0	4	10	0	47	4	0	76	71
Women		0	34	0	7	30	0	69	7	3	150	131
Total		1	44	0	11	40	0	116	11	3	226	202
Bachelor's degree	5											
Men		125	587	3	202	274	15	1780	113	41	3140	3245
Women		137	1004	7	287	609	10	2460	153	68	4735	4747
Total		262	1591	10	489	883	25	4240	266	109	7875	7992
Master's degree	7											
Men		377	123	3	58	67	2	565	14	38	1247	1135
Women		231	202	2	99	181	1	888	36	53	1693	1758
Total		608	325	5	157	248	3	1453	50	91	2940	2893
Post-Master's certificates	8											
Men		0	0	0	0	0	0	3	0	0	3	0
Women		1	1	1	0	0	0	3	0	1	7	7
Total		1	1	1	0	0	0	6	0	1	10	7
Doctor's degree - research / scholarship	17											
Men		56	12	0	3	6	0	65	0	3	145	148
Women		28	16	0	6	13	0	100	4	2	169	173
Total		84	28	0	9	19	0	165	4	5	314	321
Doctor's degree - professional practice	18											
Men		0	16	2	40	8	0	80	3	11	160	122
Women		0	20	1	38	19	0	126	2	23	229	158
Total		0	36	3	78	27	0	206	5	34	389	280

Grand Total Men		559	748	8	307	365	17	2540	134	93	4771	4721
Grand Total Women		397	1277	11	437	852	11	3646	202	150	6983	6974
Grand Total		956	2025	19	744	1217	28	6186	336	243	11754	11695

PY Grand Total Men		471	761	10	289	417	19	2566	101	87		4721
PY Grand Total Women		330	1186	13	378	815	22	3912	175	143		6974
PY Grand Total		801	1947	23	667	1232	41	6478	276	230		11695

Completions: total by second major

99.0000 Summary Grand Totals	Award Level	Nonresident alien	Hispanic Latino	American Indian or Alaska Native	Asian	Black or African American	Native Hawaiian or Other Pacific Islander	White	Two or more Races	Race/ethnicity unknown	Total	PY Total
Bachelor's degree	5											
Men		3	5	0	2	4	0	30	1	0	45	71
Women		5	32	0	5	6	0	53	3	1	105	103
Total		8	37	0	7	10	0	83	4	1	150	174

Grand Total Men		3	5	0	2	4	0	30	1	0	45	71
Grand Total Women		5	32	0	5	6	0	53	3	1	105	103
Grand Total		8	37	0	7	10	0	83	4	1	150	174

PY Grand Total Men		2	18	0	3	7	1	38	0	2		71
PY Grand Total Women		2	28	0	4	17	1	49	1	1		103
PY Grand Total		4	46	0	7	24	2	87	1	3		174

All Completers

Institutions must report the following information. (Some data will be pre-populated from the completions by CIP code data.)

All Completers

Number of students by gender and race and ethnicity earning an award between July 1, 2015 and June 30, 2016. Count each student only once, regardless of how many awards he/she earned. The intent of this screen is to collect an unduplicated count of total numbers of *completers*.

- Report Hispanic/Latino individuals of any race as Hispanic/Latino
- Report race for non-Hispanic/Latino individuals only

	Men		Women		Total Students
	Number of Students	Total Awards	Number of Students	Total Awards	
<u>Nonresident alien</u>	553	559	388	397	941
<u>Hispanic/Latino</u>	721	748	1,241	1,277	1,962
<u>American Indian or Alaska Native</u>	8	8	10	11	18
<u>Asian</u>	301	307	415	437	716
<u>Black or African American</u>	357	365	835	852	1,192
<u>Native Hawaiian or Other Pacific Islander</u>	17	17	11	11	28
<u>White</u>	2,473	2,540	3,539	3,646	6,012
<u>Two or more races</u>	128	134	195	202	323
<u>Race and ethnicity unknown</u>	88	93	145	150	233
TOTAL	4,646	4,771	6,779	6,983	11,425
PY TOTAL	4,612		6,756		11,368

Completers by Level

Institutions must report the following information. This screen will be shown for each of the following award categories for which completions have been reported:

- Less than 1-year certificates
- At least 1 but less than 4-year certificates
- Associate's degrees
- Bachelor's degrees
- Master's degrees
- Doctor's degrees
- Postbaccalaureate and post-master's certificates

Associate's degrees

Number of students by gender, by race and ethnicity, and by age earning this award between July 1, 2015 and June 30, 2016. Each student should be counted once per award level. For example, if a student earned a master's degree and a doctor's degree, he/she should be counted once in master's and once in doctor's. A student earning two master's degrees should be counted only once.

- Report Hispanic/Latino individuals of any race as Hispanic/Latino
- Report race for non-Hispanic/Latino individuals only


	Number of Students	Total Awards
By Gender		
Men	<input type="text" value="76"/>	76
Women	<input type="text" value="150"/>	150
TOTAL	226	226
PY TOTAL	202	

By Race/Ethnicity

<u>Nonresident alien</u>	<input type="text" value="1"/>	1
<u>Hispanic/Latino</u>	<input type="text" value="44"/>	44
<u>American Indian or Alaska Native</u>	<input type="text" value="0"/>	0
<u>Asian</u>	<input type="text" value="11"/>	11
<u>Black or African American</u>	<input type="text" value="40"/>	40
<u>Native Hawaiian or Other Pacific Islander</u>	<input type="text" value="0"/>	0

<u>White</u>	<input type="text" value="116"/>	116
Two or more races	<input type="text" value="11"/>	11
<u>Race and ethnicity unknown</u>	<input type="text" value="3"/>	3
TOTAL	226	226



 **By Age**

Under 18	<input type="text" value="0"/>	
18-24	<input type="text" value="198"/>	
25-39	<input type="text" value="24"/>	
40 and Above	<input type="text" value="4"/>	
Age Unknown	<input type="text" value="0"/>	
TOTAL	226	226

Completers by Level

Institutions must report the following information. This screen will be shown for each of the following award categories for which completions have been reported:

- Less than 1-year certificates
- At least 1 but less than 4-year certificates
- Associate's degrees
- Bachelor's degrees
- Master's degrees
- Doctor's degrees
- Postbaccalaureate and post-master's certificates

Bachelor's degrees

Number of students by gender, by race and ethnicity, and by age earning this award between July 1, 2015 and June 30, 2016. Each student should be counted once per award level. For example, if a student earned a master's degree and a doctor's degree, he/she should be counted once in master's and once in doctor's. A student earning two master's degrees should be counted only once.

- Report Hispanic/Latino individuals of any race as Hispanic/Latino
- Report race for non-Hispanic/Latino individuals only

	Number of Students	Total Awards
By Gender		
Men	3,053	3,140
Women	4,589	4,735
TOTAL	7,642	7,875
PY TOTAL	7,757	

By Race/Ethnicity

<u>Nonresident alien</u>	257	262
<u>Hispanic/Latino</u>	1,537	1,591
<u>American Indian or Alaska Native</u>	10	10
<u>Asian</u>	466	489
<u>Black or African American</u>	864	883
<u>Native Hawaiian or Other Pacific Islander</u>	25	25

<u>White</u>	<input type="text" value="4,123"/>	4,240
Two or more races	<input type="text" value="257"/>	266
<u>Race and ethnicity unknown</u>	<input type="text" value="103"/>	109
TOTAL	7,642	7,875



By Age

Under 18	<input type="text" value="0"/>	
18-24	<input type="text" value="5,112"/>	
25-39	<input type="text" value="2,229"/>	
40 and Above	<input type="text" value="301"/>	
Age Unknown	<input type="text" value="0"/>	
TOTAL	7,642	7,875

Completers by Level

Institutions must report the following information. This screen will be shown for each of the following award categories for which completions have been reported:

- Less than 1-year certificates
- At least 1 but less than 4-year certificates
- Associate's degrees
- Bachelor's degrees
- Master's degrees
- Doctor's degrees
- Postbaccalaureate and post-master's certificates

Master's degrees

Number of students by gender, by race and ethnicity, and by age earning this award between July 1, 2015 and June 30, 2016. Each student should be counted once per award level. For example, if a student earned a master's degree and a doctor's degree, he/she should be counted once in master's and once in doctor's. A student earning two master's degrees should be counted only once.

- Report Hispanic/Latino individuals of any race as Hispanic/Latino
- Report race for non-Hispanic/Latino individuals only

	Number of Students	Total Awards
By Gender		
Men	1,226	1,247
Women	1,666	1,693
TOTAL	2,892	2,940
PY TOTAL	2,846	

By Race/Ethnicity

<u>Nonresident alien</u>	601	608
<u>Hispanic/Latino</u>	323	325
<u>American Indian or Alaska Native</u>	5	5
<u>Asian</u>	153	157
<u>Black or African American</u>	245	248
<u>Native Hawaiian or Other Pacific Islander</u>	3	3

<u>White</u>	<input type="text" value="1,429"/>	1,453
Two or more races	<input type="text" value="46"/>	50
<u>Race and ethnicity unknown</u>	<input type="text" value="87"/>	91
TOTAL	2,892	2,940



By Age		
Under 18	<input type="text" value="0"/>	
18-24	<input type="text" value="611"/>	
25-39	<input type="text" value="1,925"/>	
40 and Above	<input type="text" value="356"/>	
Age Unknown	<input type="text" value="0"/>	
TOTAL	2,892	2,940

Completers by Level

Institutions must report the following information. This screen will be shown for each of the following award categories for which completions have been reported:

- Less than 1-year certificates
- At least 1 but less than 4-year certificates
- Associate's degrees
- Bachelor's degrees
- Master's degrees
- Doctor's degrees
- Postbaccalaureate and post-master's certificates

Doctor's degrees

Number of students by gender, by race and ethnicity, and by age earning this award between July 1, 2015 and June 30, 2016. Each student should be counted once per award level. For example, if a student earned a master's degree and a doctor's degree, he/she should be counted once in master's and once in doctor's. A student earning two master's degrees should be counted only once.

- Report Hispanic/Latino individuals of any race as Hispanic/Latino
- Report race for non-Hispanic/Latino individuals only


	Number of Students	Total Awards
By Gender		
Men	305	305
Women	397	398
TOTAL	702	703
PY TOTAL	601	

By Race/Ethnicity

<u>Nonresident alien</u>	84	84
<u>Hispanic/Latino</u>	64	64
<u>American Indian or Alaska Native</u>	3	3
<u>Asian</u>	87	87
<u>Black or African American</u>	46	46
<u>Native Hawaiian or Other Pacific Islander</u>	0	0

<u>White</u>	<input type="text" value="370"/>	371
Two or more races	<input type="text" value="9"/>	9
<u>Race and ethnicity unknown</u>	<input type="text" value="39"/>	39
TOTAL	702	703

--	--	--

 **By Age**

Under 18	<input type="text" value="0"/>	
18-24	<input type="text" value="7"/>	
25-39	<input type="text" value="535"/>	
40 and Above	<input type="text" value="160"/>	
Age Unknown	<input type="text" value="0"/>	
TOTAL	702	703

Completers by Level

Institutions must report the following information. This screen will be shown for each of the following award categories for which completions have been reported:

- Less than 1-year certificates
- At least 1 but less than 4-year certificates
- Associate's degrees
- Bachelor's degrees
- Master's degrees
- Doctor's degrees
- Postbaccalaureate and post-master's certificates

Postbaccalaureate and post-master's certificates

Number of students by gender, by race and ethnicity, and by age earning this award between July 1, 2015 and June 30, 2016. Each student should be counted once per award level. For example, if a student earned a master's degree and a doctor's degree, he/she should be counted once in master's and once in doctor's. A student earning two master's degrees should be counted only once.

- Report Hispanic/Latino individuals of any race as Hispanic/Latino
- Report race for non-Hispanic/Latino individuals only


	Number of Students	Total Awards
By Gender		
Men	<input type="text" value="3"/>	3
Women	<input type="text" value="7"/>	7
TOTAL	10	10
PY TOTAL	7	

By Race/Ethnicity

<u>Nonresident alien</u>	<input type="text" value="1"/>	1
<u>Hispanic/Latino</u>	<input type="text" value="1"/>	1
<u>American Indian or Alaska Native</u>	<input type="text" value="1"/>	1
<u>Asian</u>	<input type="text" value="0"/>	0
<u>Black or African American</u>	<input type="text" value="0"/>	0
<u>Native Hawaiian or Other Pacific Islander</u>	<input type="text" value="0"/>	0

<u>White</u>	<input type="text" value="6"/>	6
Two or more races	<input type="text" value="0"/>	0
<u>Race and ethnicity unknown</u>	<input type="text" value="1"/>	1
TOTAL	10	10



 **By Age**

Under 18	<input type="text" value="0"/>	
18-24	<input type="text" value="0"/>	
25-39	<input type="text" value="8"/>	
40 and Above	<input type="text" value="2"/>	
Age Unknown	<input type="text" value="0"/>	
TOTAL	10	10

Summary

IPEDS collects important information regarding your institution. All data reported in IPEDS survey components become available in the IPEDS Data Center and appear as aggregated data in various Department of Education reports. Additionally, some of the reported data appears specifically for your institution through the College Navigator website and is included in your institution's Data Feedback Report (DFR). The purpose of this summary is to provide you an opportunity to view some of the data that, when accepted through the IPEDS quality control process, will appear on the College Navigator website and/or your DFR. College Navigator is updated approximately three months after the data collection period closes and Data Feedback Reports will be available through the [Data Center](#) and sent to your institution's CEO in November 2016.

Please review your data for accuracy. If you have questions about the data displayed below after reviewing the data reported on the survey screens, please contact the IPEDS Help Desk at: 1-877-225-2568 or ipedshelp@rti.org.

Summary of Completions Data

Award Level	Number of Completions	
	1 st major	2 nd major
Associate's degree	226	0
Bachelors degree or equivalent	7,875	150
Master's degree	2,940	0
Post-master's certificate	10	0
Doctor's degree - research/scholarship	314	0
Doctor's degree - professional practice	389	0
Total number of degrees and certificates	11,754	

Summary of Completers Data

	Number of Students		
	Men	Women	Total
All Completers	4,646	6,779	11,425

Completions

University of South Florida-Main Campus (137351)

Source	Description	Severity	Resolved	Options
Global Edits				
Perform Edits	Current year completions (125) are outside the expected range when compared to completions reported in the prior year (67) for: Men, 2-digit field (9), award level (5). Please correct your data or explain. (Error #10504)	Explanation	Yes	
Reason:	Counts reported are accurate			
Perform Edits	Current year completions (282) are outside the expected range when compared to completions reported in the prior year (170) for: Women, 2-digit field (9), award level (5). Please correct your data or explain. (Error #10506)	Explanation	Yes	
Reason:	Counts reported are accurate			
Perform Edits	Current year completions (150) are outside the expected range when compared to completions reported in the prior year (90) for: Men, 2-digit field (11), award level (7). Please correct your data or explain. (Error #10504)	Explanation	Yes	
Reason:	Counts reported are accurate			
Perform Edits	Current year completions (11) are outside the expected range when compared to completions reported in the prior year (32) for: Men, 2-digit field (30), award level (5). Please correct your data or explain. (Error #10503)	Explanation	Yes	
Reason:	Counts reported are accurate			
Perform Edits	Current year completions (30) are outside the expected range when compared to completions reported in the prior year (89) for: Women, 2-digit field (30), award level (5). Please correct your data or explain. (Error #10506)	Explanation	Yes	
Reason:	Counts reported are accurate			
Perform Edits	Current year completions (59) are outside the expected range when compared to completions reported in the prior year (39) for: Women, 2-digit field (40), award level (5). Please correct your data or explain. (Error #10506)	Explanation	Yes	
Reason:	Counts reported are accurate			
Perform Edits	Current year completions (27) are outside the expected range when compared to completions reported in the prior year (9) for: Men, 2-digit field (43), award level (7). Please correct your data or explain. (Error #10503)	Explanation	Yes	
Reason:	Counts reported are accurate			
Perform Edits	Current year completions (79) are outside the expected range when compared to the number of completions reported in the prior year (50) for: Women, 6-digit program (51.1201), Doctor's degree - professional practice award level (18). Please correct your data or explain. (Error #10536)	Explanation	Yes	
Reason:	Counts reported are accurate			
Perform Edits	Current year completions (105) are outside the expected range when compared to the number of completions reported in the prior year (64) for: Women, 6-digit program (51.2308), Doctor's degree - professional practice award level (18). Please correct your data or explain. (Error #10536)	Explanation	Yes	

Reason: Counts reported are accurate