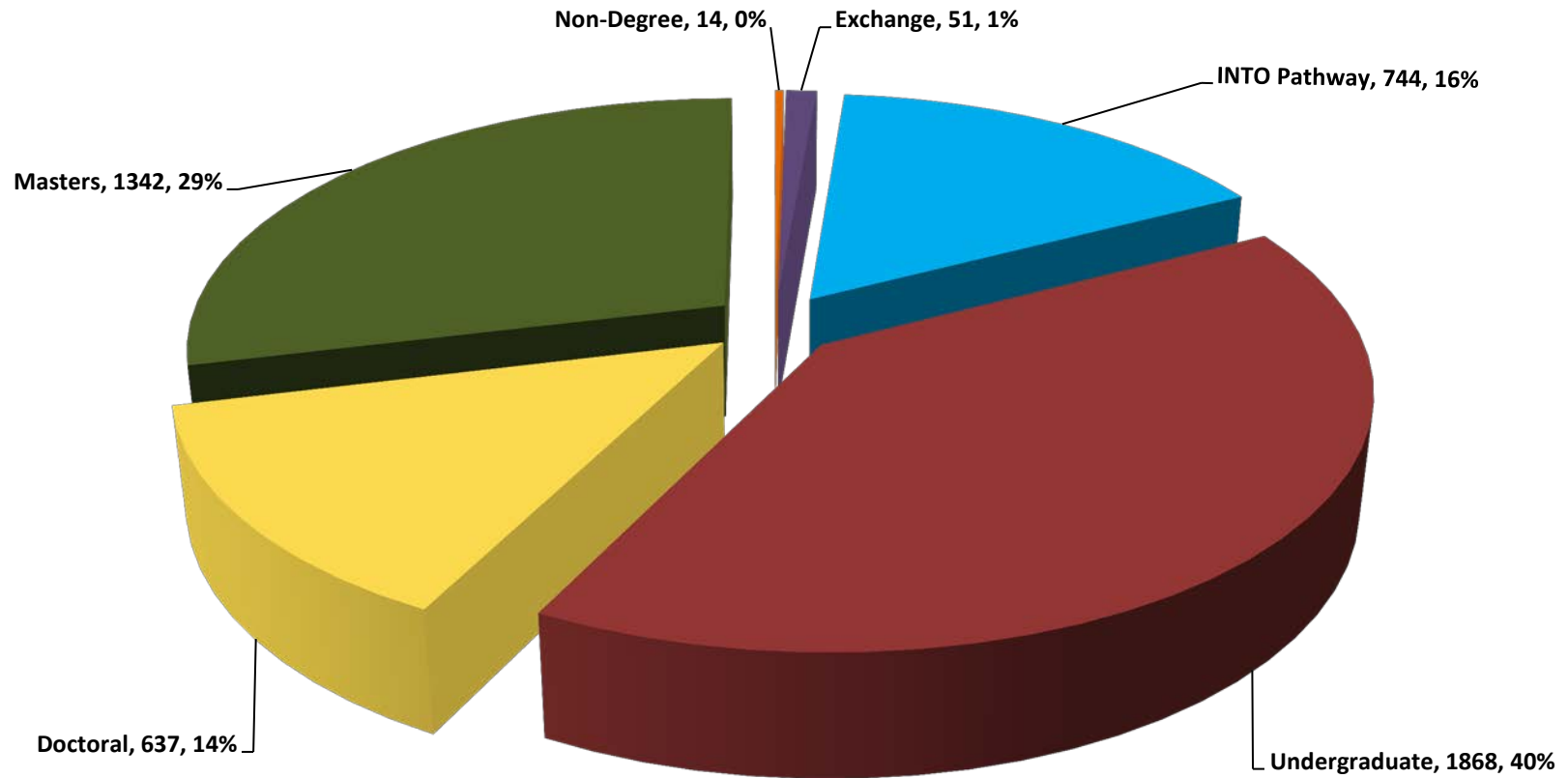


USF World
International Services
Fall 2016

USF International Students Per Academic Level



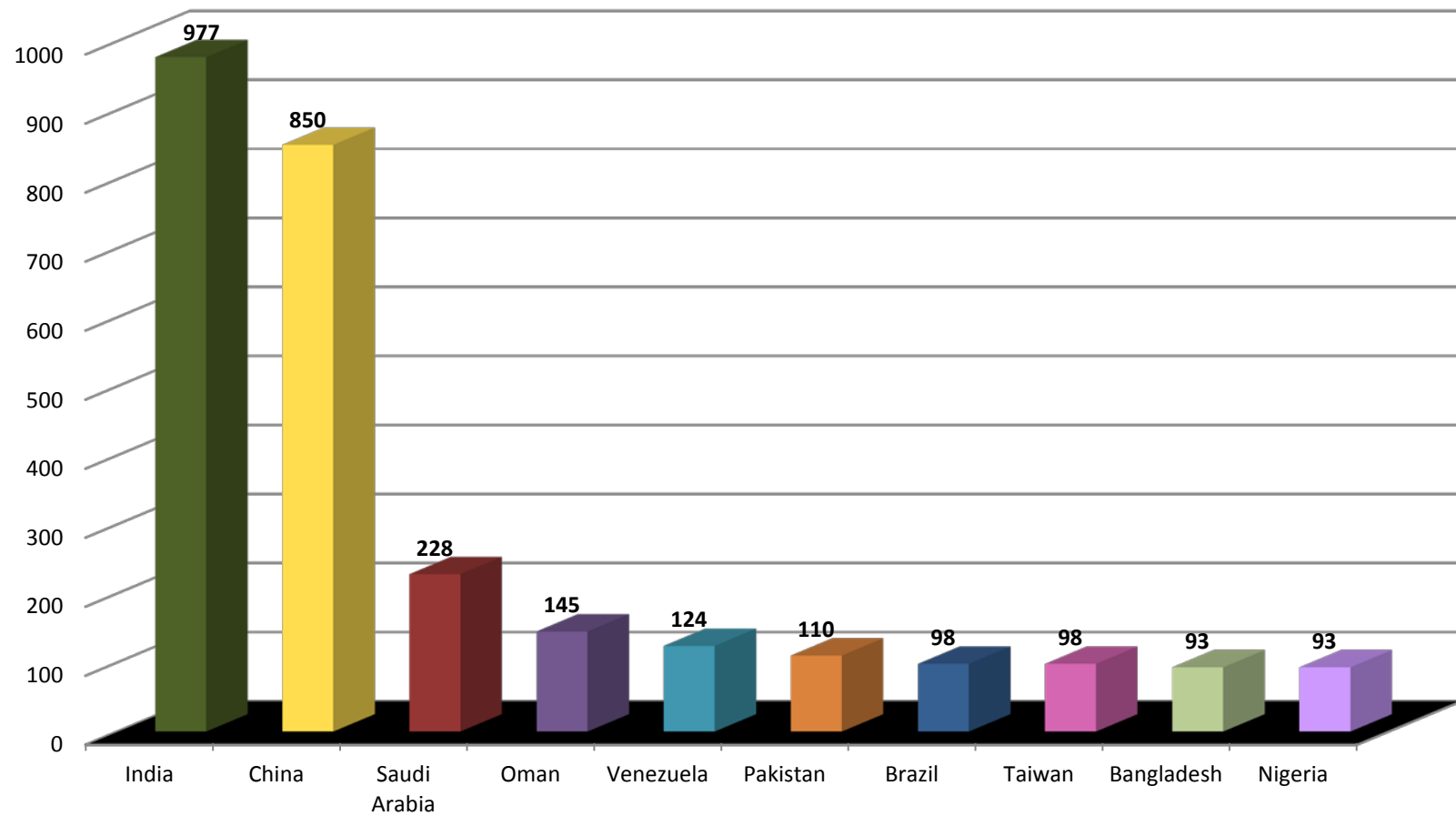
Fall 2016 Total Enrollment = 4656

Source: USF InfoCenter Add/Drop Benchmark 8/29/2016

*includes 13 Hosted Hospitality Majors

**USF World
International Services
Fall 2016**

Top 10 Countries



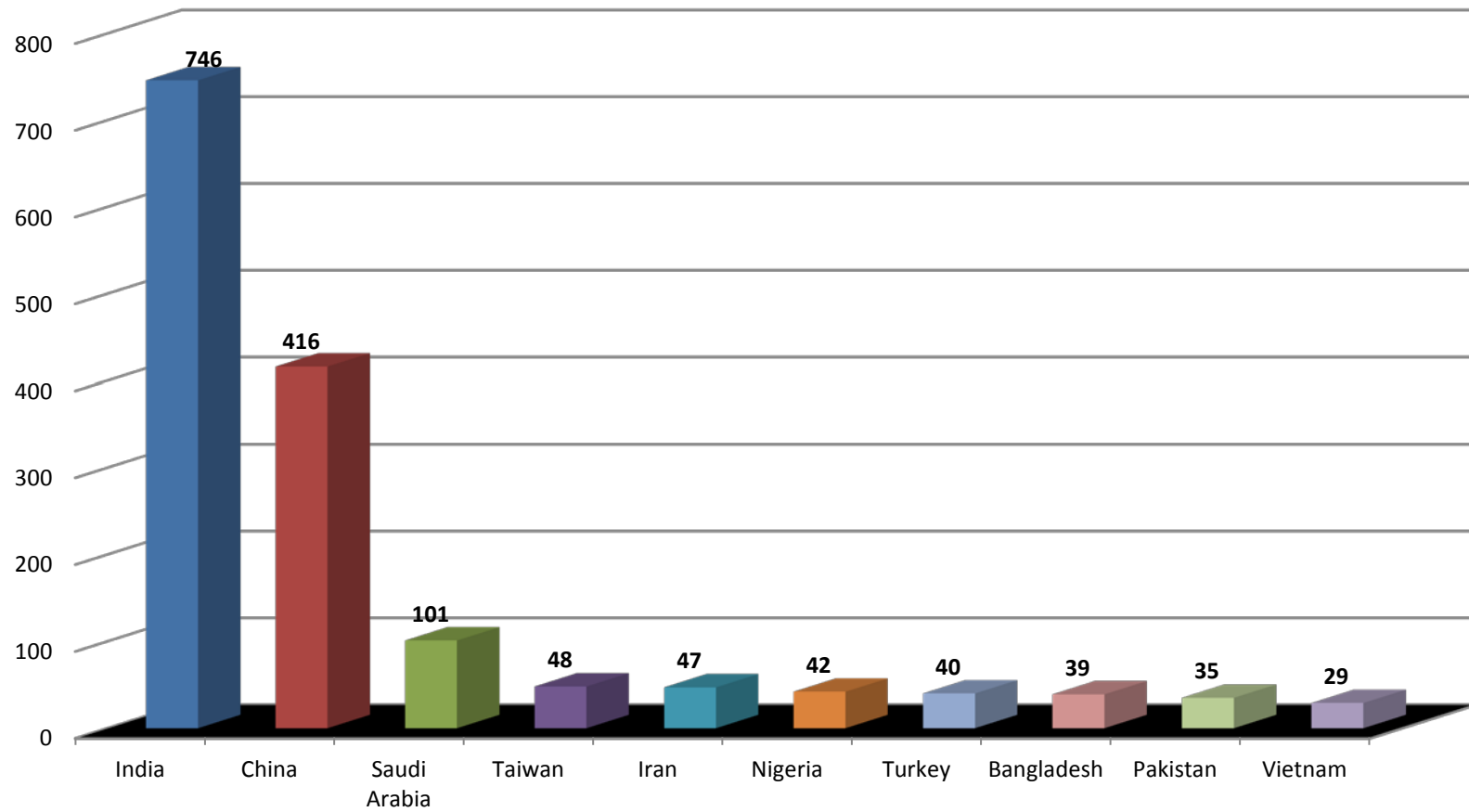
Fall 2016 Total Enrollment = 4656

Source: USF InfoCenter Add/Drop Benchmark 8/29/2016

*includes 13 Hosted Hospitality Majors

USF World
International Services
Fall 2016

Top Ten Countries - Graduate Students



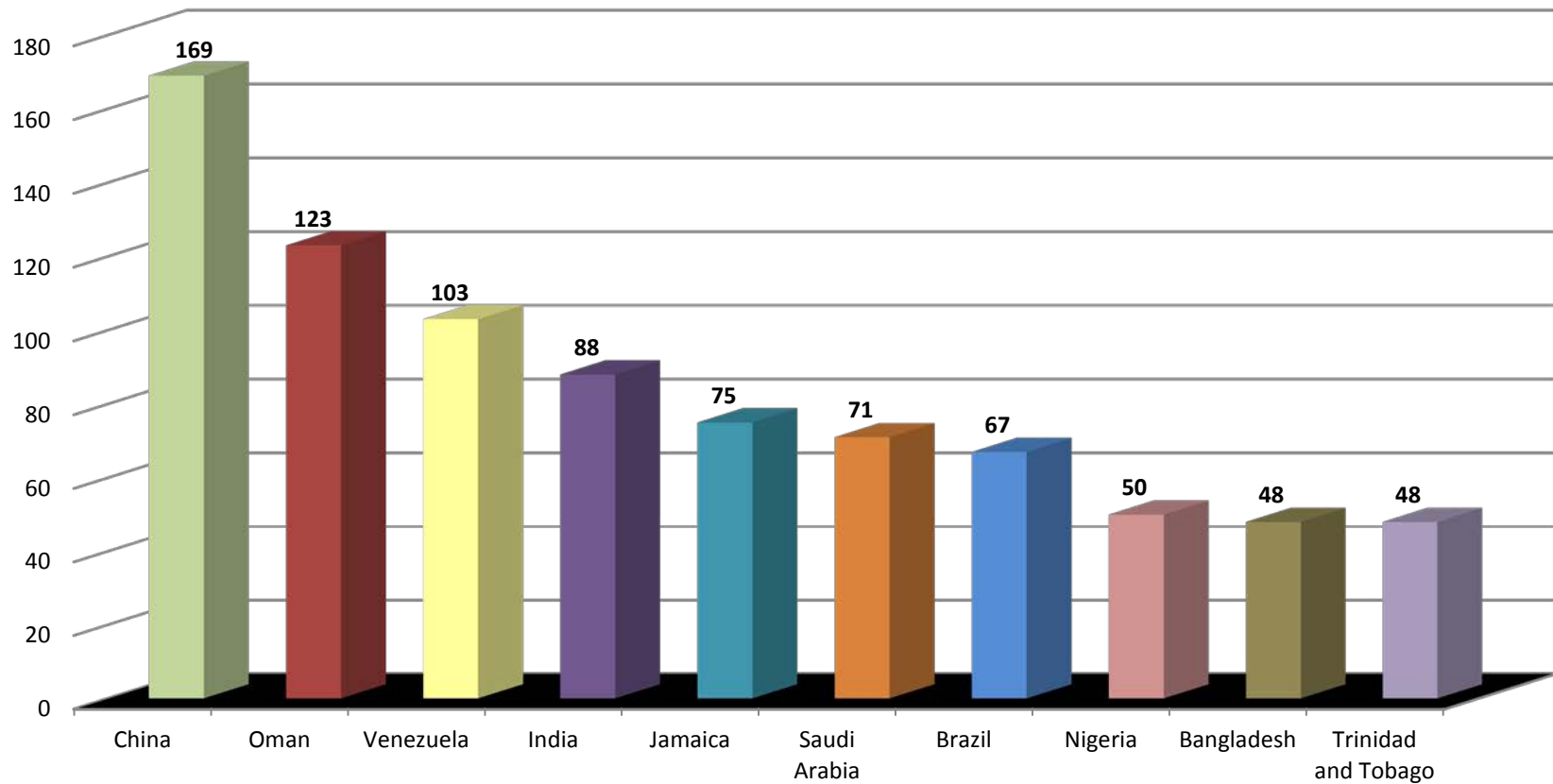
Fall 2016 Total Enrollment = 4656

Source: USF InfoCenter Add/Drop Benchmark 8/29/2016

*includes 13 Hosted Hospitality Majors

**USF World
International Services
Fall 2016**

Top 10 Countries - Undergraduate Students



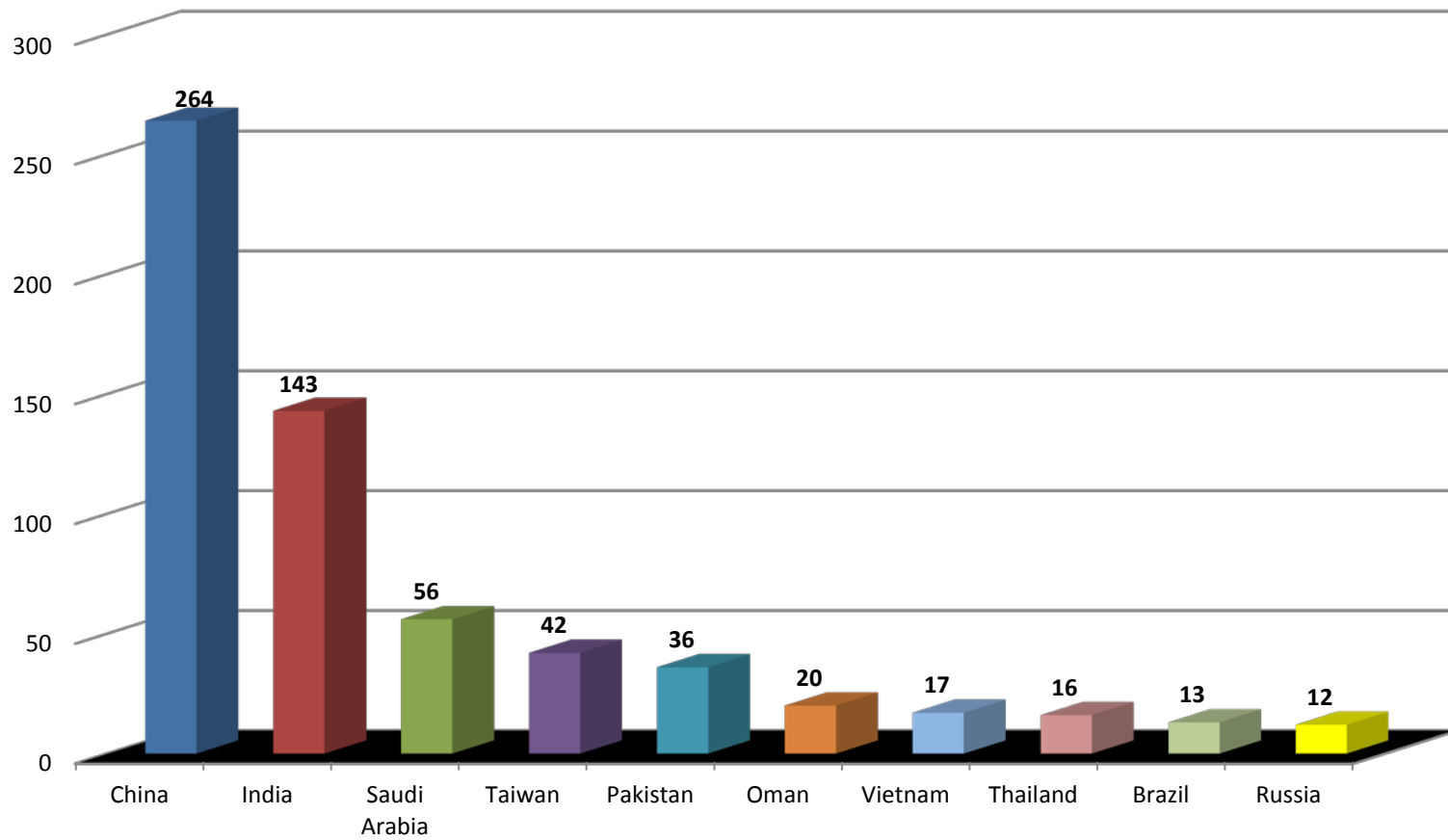
Fall 2016 Total Enrollment = 4656

Source: USF InfoCenter Add/Drop Benchmark 8/29/2016

*includes 13 Hosted Hospitality Majors

**USF World
International Services
Fall 2016**

Top 10 Countries - Pathways Students



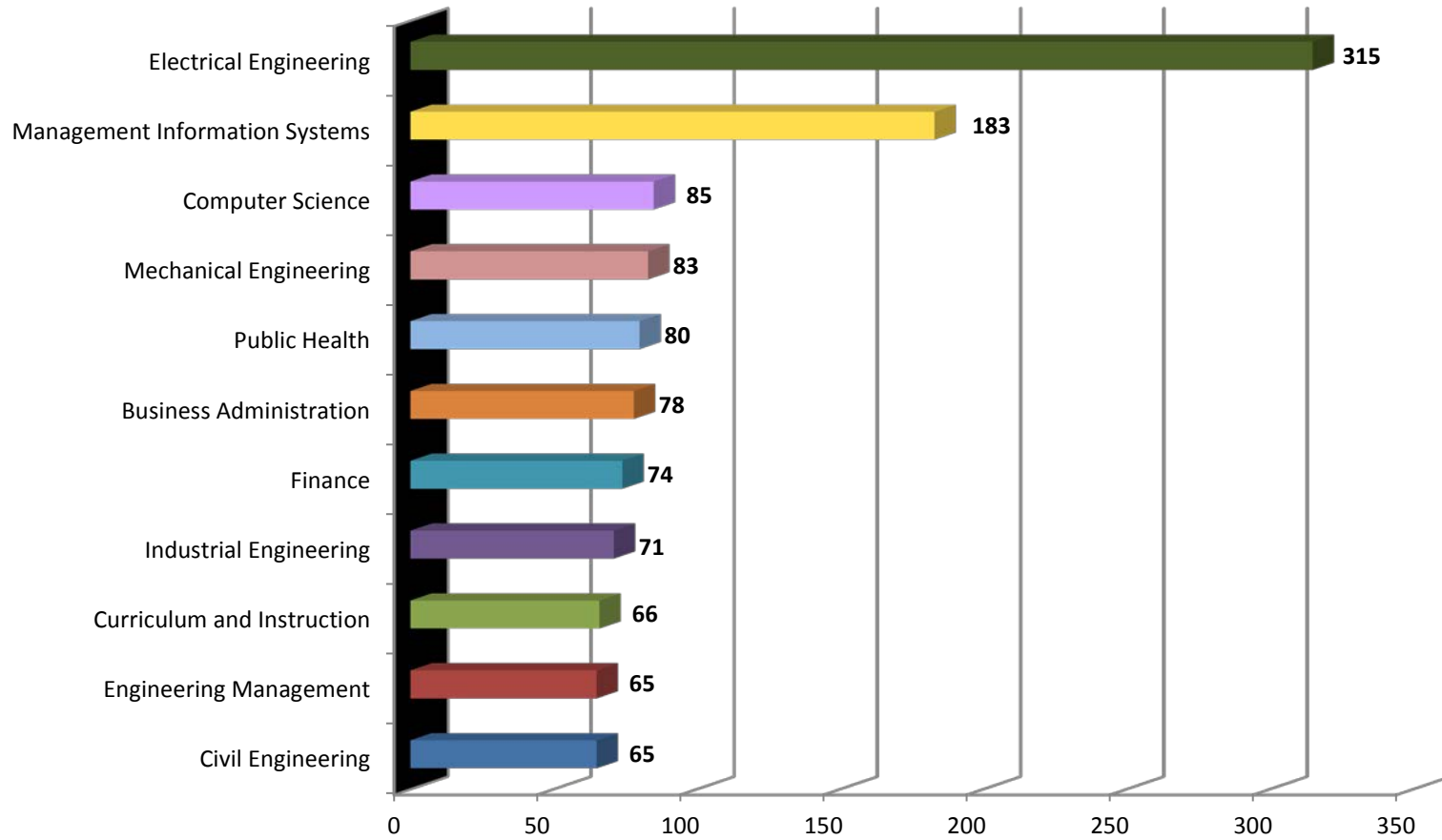
Fall 2016 Total Enrollment = 4656

Source: USF InfoCenter Add/Drop Benchmark 8/29/2016

*includes 13 Hosted Hospitality Majors

USF World
International Services
Fall 2016

Top 10 Graduate Majors



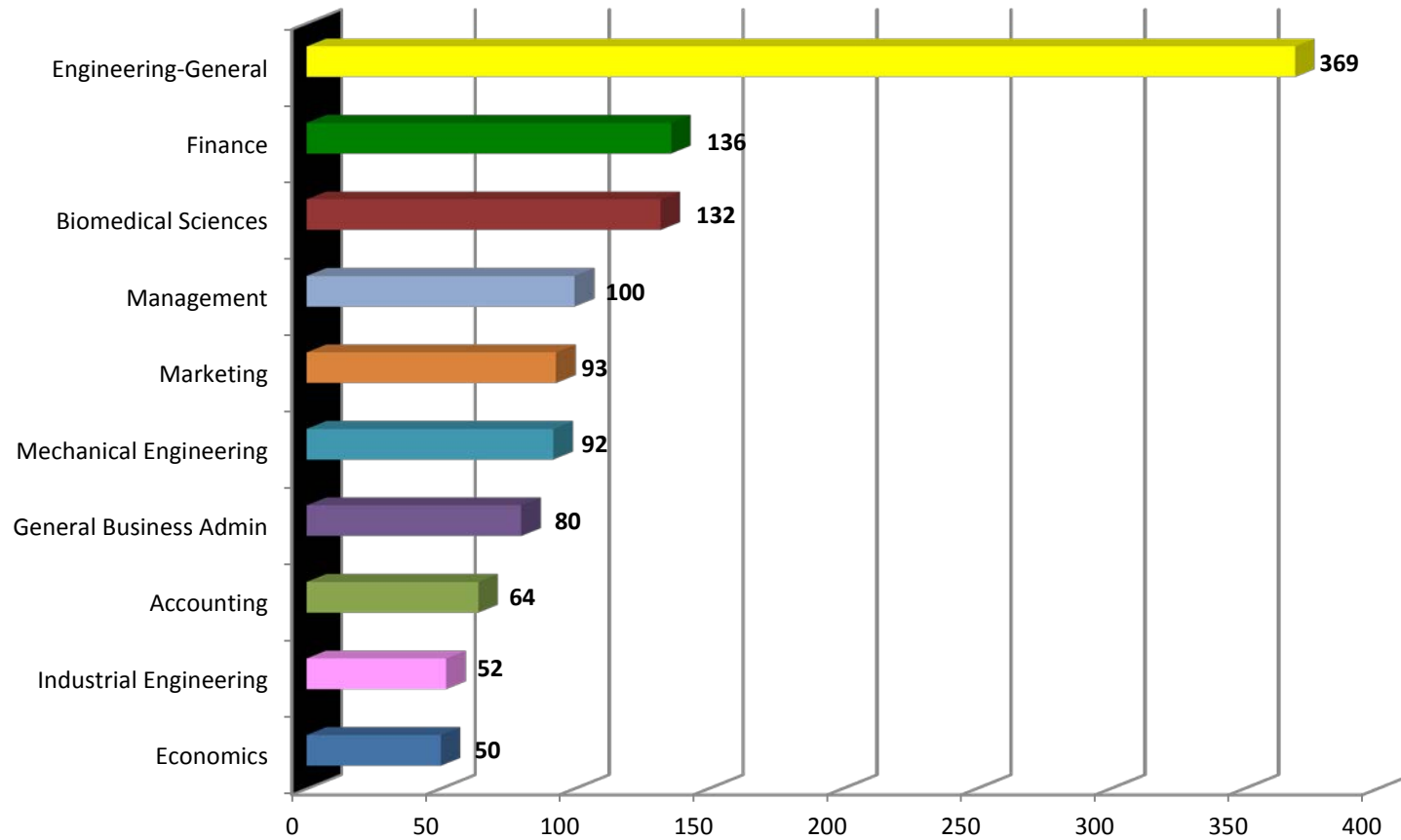
Fall 2016 Total Enrollment = 4656

Source: USF InfoCenter Add/Drop Benchmark 8/29/2016

*includes 13 Hosted Hospitality Majors

USF World
International Services
Fall 2016

Top 10 Undegraduate Majors



Fall 2016 Total Enrollment = 4656

Source: USF InfoCenter Add/Drop Benchmark 8/29/2016

*includes 13 Hosted Hospitality Majors

Number of International Students Per Country (Alphabetical Order)

Country	# Per	% of Total
Afghanistan	1	0.02%
Albania	8	0.17%
Angola	2	0.04%
Antigua & Barbuda	7	0.15%
Argentina	10	0.21%
Armenia	2	0.04%
Aruba	1	0.02%
Australia	8	0.17%
Azerbaijan	1	0.02%
Bahamas	59	1.27%
Bahrain	5	0.11%
Bangladesh	93	2.00%
Barbados	24	0.52%
Belarus	1	0.02%
Belgium	1	0.02%
Belize	20	0.43%
Benin	1	0.02%
Bermuda	4	0.09%
Bolivia	8	0.17%
Brazil	98	2.10%
Bulgaria	3	0.06%
Burkina Faso	1	0.02%
Cameroon	4	0.09%
Canada	59	1.27%
Cayman Islands	7	0.15%
Chile	8	0.17%
China	850	18.26%
Colombia	69	1.48%
Congo, Democratic Republic	2	0.04%
Costa Rica	5	0.11%
Croatia	1	0.02%
Cuba	1	0.02%
Cyprus	5	0.11%
Czech Republic	4	0.09%
Denmark	9	0.19%
Dominica	6	0.13%
Dominican Republic	4	0.09%

Ecuador	20	0.43%
Egypt	48	1.03%
El Salvador	12	0.26%
Equatorial Guinea	1	0.02%
Eritrea	6	0.13%
Estonia	1	0.02%
Ethiopia	5	0.11%
Finland	1	0.02%
France	18	0.39%
Gambia	4	0.09%
Gaza Strip	1	0.02%
Georgia	1	0.02%
Germany	24	0.52%
Ghana	11	0.24%
Greece	3	0.06%
Grenada	3	0.06%
Guatemala	5	0.11%
Guyana	5	0.11%
Haiti	12	0.26%
Honduras	25	0.54%
Hong Kong	6	0.13%
Hungary	3	0.06%
Iceland	3	0.06%
India	977	20.98%
Indonesia	13	0.28%
Iran	58	1.25%
Iraq	1	0.02%
Ireland	2	0.04%
Israel	5	0.11%
Italy	15	0.32%
Ivory Coast	1	0.02%
Jamaica	81	1.74%
Japan	49	1.05%
Jordan	22	0.47%
Kazakhstan	26	0.56%
Kenya	20	0.43%
Kuwait	60	1.29%
Kyrgyzstan	8	0.17%
Laos	1	0.02%

Latvia	1	0.02%
Lebanon	10	0.21%
Lesotho	2	0.04%
Libya	9	0.19%
Macau	1	0.02%
Macedonia	2	0.04%
Malawi	1	0.02%
Malaysia	18	0.39%
Mali	1	0.02%
Mauritania	1	0.02%
Mauritius	10	0.21%
Mexico	40	0.86%
Moldova	1	0.02%
Mongolia	2	0.04%
Morocco	14	0.30%
Myanmar	24	0.52%
Nepal	13	0.28%
Netherlands	15	0.32%
New Zealand	1	0.02%
Nicaragua	2	0.04%
Niger	1	0.02%
Nigeria	93	2.00%
Norway	7	0.15%
Oman	145	3.11%
Pakistan	110	2.36%
Panama	6	0.13%
Paraguay	1	0.02%
Peru	49	1.05%
Philippines	4	0.09%
Poland	7	0.15%
Portugal	1	0.02%
Qatar	20	0.43%
Romania	3	0.06%
Russia	75	1.61%
Saint Kitts & Nevis	3	0.06%
Saint Lucia	4	0.09%
Saudi Arabia	228	4.90%
Senegal	2	0.04%
Serbia	10	0.21%

Sierra Leone	1	0.02%
Singapore	3	0.06%
South Africa	11	0.24%
South Korea	72	1.55%
Spain	17	0.37%
Sri Lanka	29	0.62%
St. Vincent & The Grenadines	1	0.02%
Sudan	1	0.02%
Suriname	1	0.02%
Sweden	13	0.28%
Switzerland	1	0.02%
Syria	6	0.13%
Taiwan	98	2.10%
Tanzania	11	0.24%
Thailand	38	0.82%
Togo	1	0.02%
Trinidad & Tobago	55	1.18%
Tunisia	4	0.09%
Turkey	62	1.33%
Uganda	6	0.13%
Ukraine	22	0.47%
United Arab Emirates	14	0.30%
United Kingdom	62	1.33%
Uruguay	4	0.09%
Uzbekistan	6	0.13%
Venezuela	124	2.66%
Vietnam	84	1.80%
Virgin Islands (Br)	3	0.06%
West Bank	3	0.06%
Yemen	4	0.09%
Zambia	3	0.06%
Zimbabwe	10	0.21%
Grand Total	4656	
Total Countries	145	

Fall 2016 Total Enrollment = 4656

Source: USF InfoCenter Add/Drop Benchmark 8/29/2016

*includes 13 Hosted Hospitality Majors

Number of International Students Per Country (Numerical Order)

Country	# Per	% of Total
India	977	20.98%
China	850	18.26%
Saudi Arabia	228	4.90%
Oman	145	3.11%
Venezuela	124	2.66%
Pakistan	110	2.36%
Brazil	98	2.10%
Taiwan	98	2.10%
Bangladesh	93	2.00%
Nigeria	93	2.00%
Vietnam	84	1.80%
Jamaica	81	1.74%
Russia	75	1.61%
South Korea	72	1.55%
Colombia	69	1.48%
Turkey	62	1.33%
United Kingdom	62	1.33%
Kuwait	60	1.29%
Bahamas	59	1.27%
Canada	59	1.27%
Iran	58	1.25%
Trinidad & Tobago	55	1.18%
Japan	49	1.05%
Peru	49	1.05%
Egypt	48	1.03%
Mexico	40	0.86%
Thailand	38	0.82%
Sri Lanka	29	0.62%
Kazakhstan	26	0.56%
Honduras	25	0.54%
Barbados	24	0.52%
Germany	24	0.52%
Myanmar	24	0.52%
Jordan	22	0.47%
Ukraine	22	0.47%
Belize	20	0.43%
Ecuador	20	0.43%

Kenya	20	0.43%
Qatar	20	0.43%
France	18	0.39%
Malaysia	18	0.39%
Spain	17	0.37%
Italy	15	0.32%
Netherlands	15	0.32%
Morocco	14	0.30%
United Arab Emirates	14	0.30%
Indonesia	13	0.28%
Nepal	13	0.28%
Sweden	13	0.28%
El Salvador	12	0.26%
Haiti	12	0.26%
Ghana	11	0.24%
South Africa	11	0.24%
Tanzania	11	0.24%
Argentina	10	0.21%
Lebanon	10	0.21%
Mauritius	10	0.21%
Serbia	10	0.21%
Zimbabwe	10	0.21%
Denmark	9	0.19%
Libya	9	0.19%
Albania	8	0.17%
Australia	8	0.17%
Bolivia	8	0.17%
Chile	8	0.17%
Kyrgyzstan	8	0.17%
Antigua & Barbuda	7	0.15%
Cayman Islands	7	0.15%
Norway	7	0.15%
Poland	7	0.15%
Dominica	6	0.13%
Eritrea	6	0.13%
Hong Kong	6	0.13%
Panama	6	0.13%
Syria	6	0.13%
Uganda	6	0.13%

Uzbekistan	6	0.13%
Bahrain	5	0.11%
Costa Rica	5	0.11%
Cyprus	5	0.11%
Ethiopia	5	0.11%
Guatemala	5	0.11%
Guyana	5	0.11%
Israel	5	0.11%
Bermuda	4	0.09%
Cameroon	4	0.09%
Czech Republic	4	0.09%
Dominican Republic	4	0.09%
Gambia	4	0.09%
Philippines	4	0.09%
Saint Lucia	4	0.09%
Tunisia	4	0.09%
Uruguay	4	0.09%
Yemen	4	0.09%
Bulgaria	3	0.06%
Greece	3	0.06%
Grenada	3	0.06%
Hungary	3	0.06%
Iceland	3	0.06%
Romania	3	0.06%
Saint Kitts & Nevis	3	0.06%
Singapore	3	0.06%
Virgin Islands (Br)	3	0.06%
West Bank	3	0.06%
Zambia	3	0.06%
Angola	2	0.04%
Armenia	2	0.04%
Congo, Democratic Republic	2	0.04%
Ireland	2	0.04%
Lesotho	2	0.04%
Macedonia	2	0.04%
Mongolia	2	0.04%
Nicaragua	2	0.04%
Senegal	2	0.04%
Afghanistan	1	0.02%

Aruba	1	0.02%
Azerbaijan	1	0.02%
Belarus	1	0.02%
Belgium	1	0.02%
Benin	1	0.02%
Burkina Faso	1	0.02%
Croatia	1	0.02%
Cuba	1	0.02%
Equatorial Guinea	1	0.02%
Estonia	1	0.02%
Finland	1	0.02%
Gaza Strip	1	0.02%
Georgia	1	0.02%
Iraq	1	0.02%
Ivory Coast	1	0.02%
Laos	1	0.02%
Latvia	1	0.02%
Macau	1	0.02%
Malawi	1	0.02%
Mali	1	0.02%
Mauritania	1	0.02%
Moldova	1	0.02%
New Zealand	1	0.02%
Niger	1	0.02%
Paraguay	1	0.02%
Portugal	1	0.02%
Sierra Leone	1	0.02%
St. Vincent & The Grenadines	1	0.02%
Sudan	1	0.02%
Suriname	1	0.02%
Switzerland	1	0.02%
Togo	1	0.02%
Grand Total	4656	
Total Countries	145	

Fall 2016 Total Enrollment = 4656

Source: USF InfoCenter Add/Drop Benchmark 8/29/2016

*includes 13 Hosted Hospitality Majors