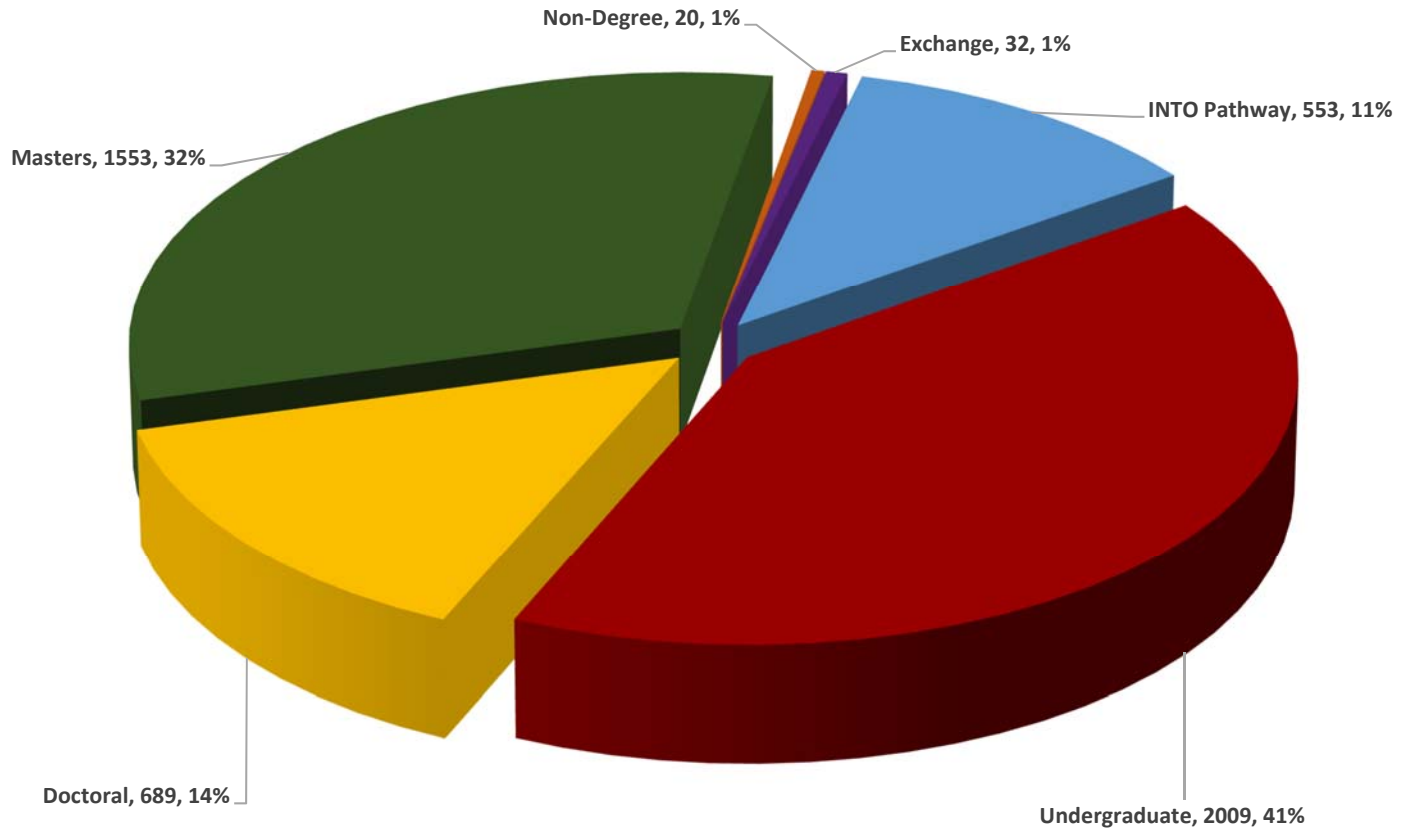


USF World  
Office of International Services  
Fall 2017

USF International Students Per Academic Level



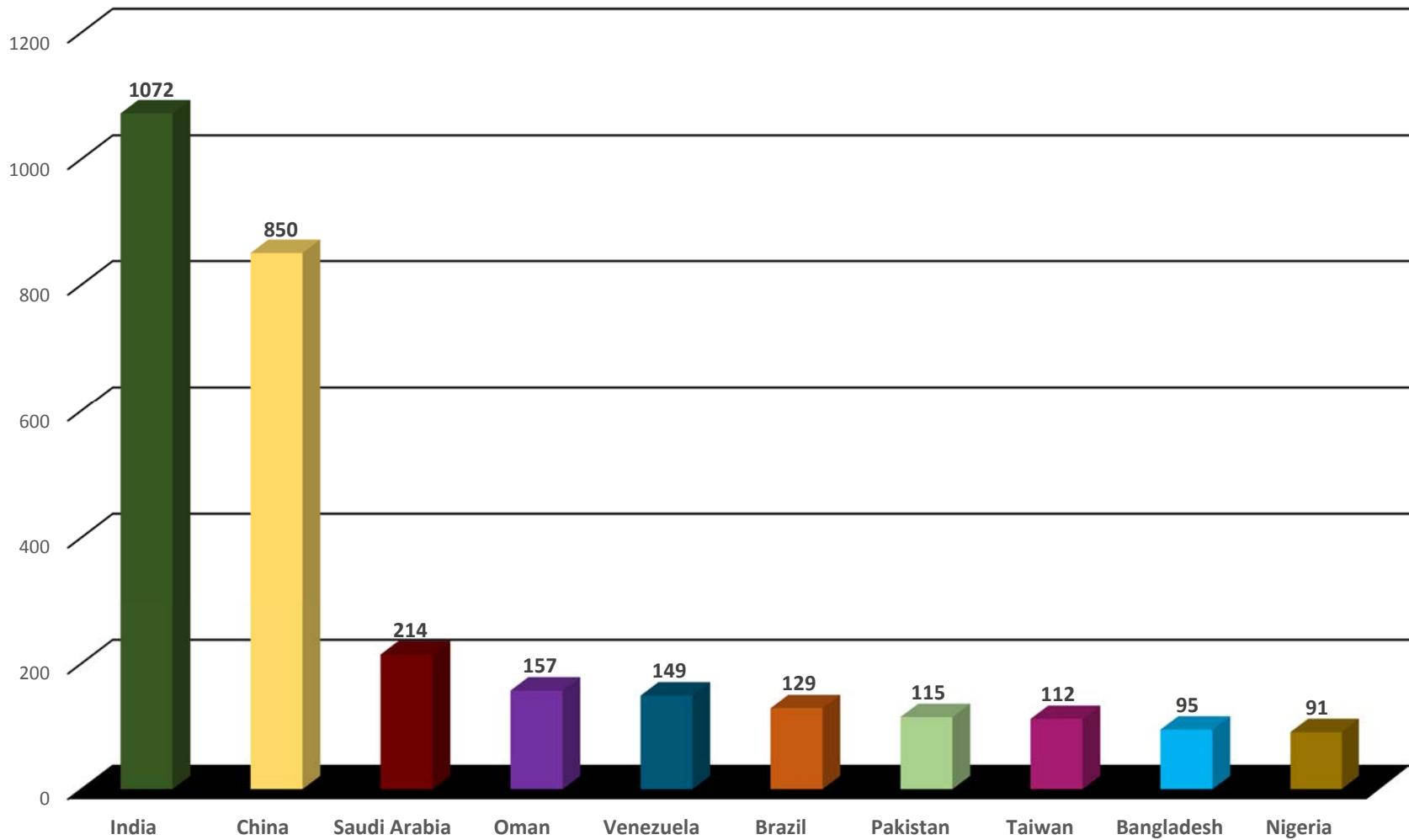
Fall 2017 Total Enrollment = 4856

Source: USF InfoCenter Add/Drop Benchmark 8/28/2017

\*includes 9 Hosted Hospitality Majors

**USF World**  
Office of International Services  
**Fall 2017**

**Top 10 Countries**



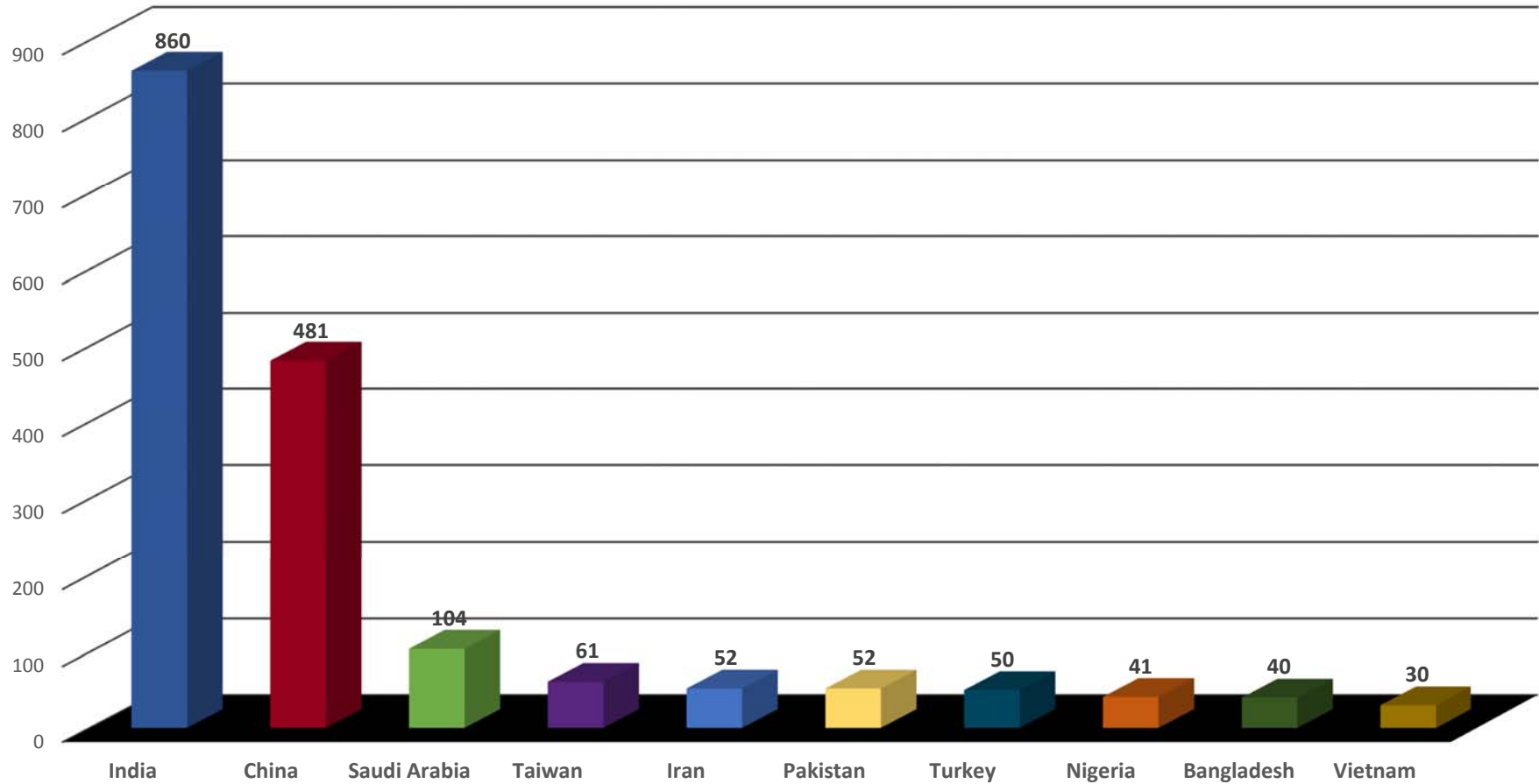
**Fall 2017 Total Enrollment = 4856**

Source: USF InfoCenter Add/Drop Benchmark 8/28/2017

\*includes 9 Hosted Hospitality Majors

USF World  
Office of International Services  
Fall 2017

Top 10 Countries - Graduate Students



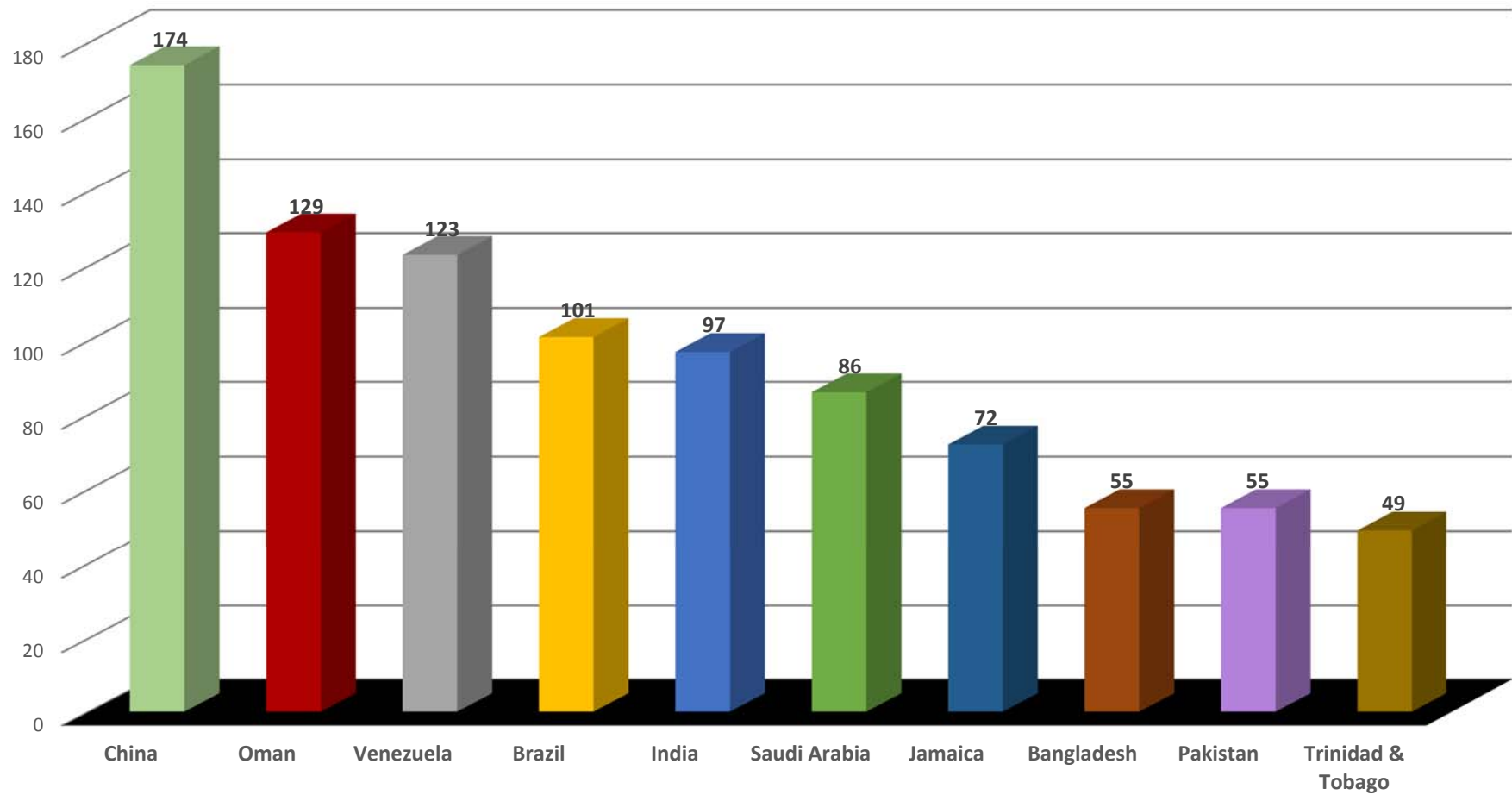
Fall 2017 Total Enrollment = 4856

Source: USF InfoCenter Add/Drop Benchmark 8/28/2017

\*includes 9 Hosted Hospitality Majors

USF World  
Office of International Services  
Fall 2017

Top 10 Countries - Undergraduate Students



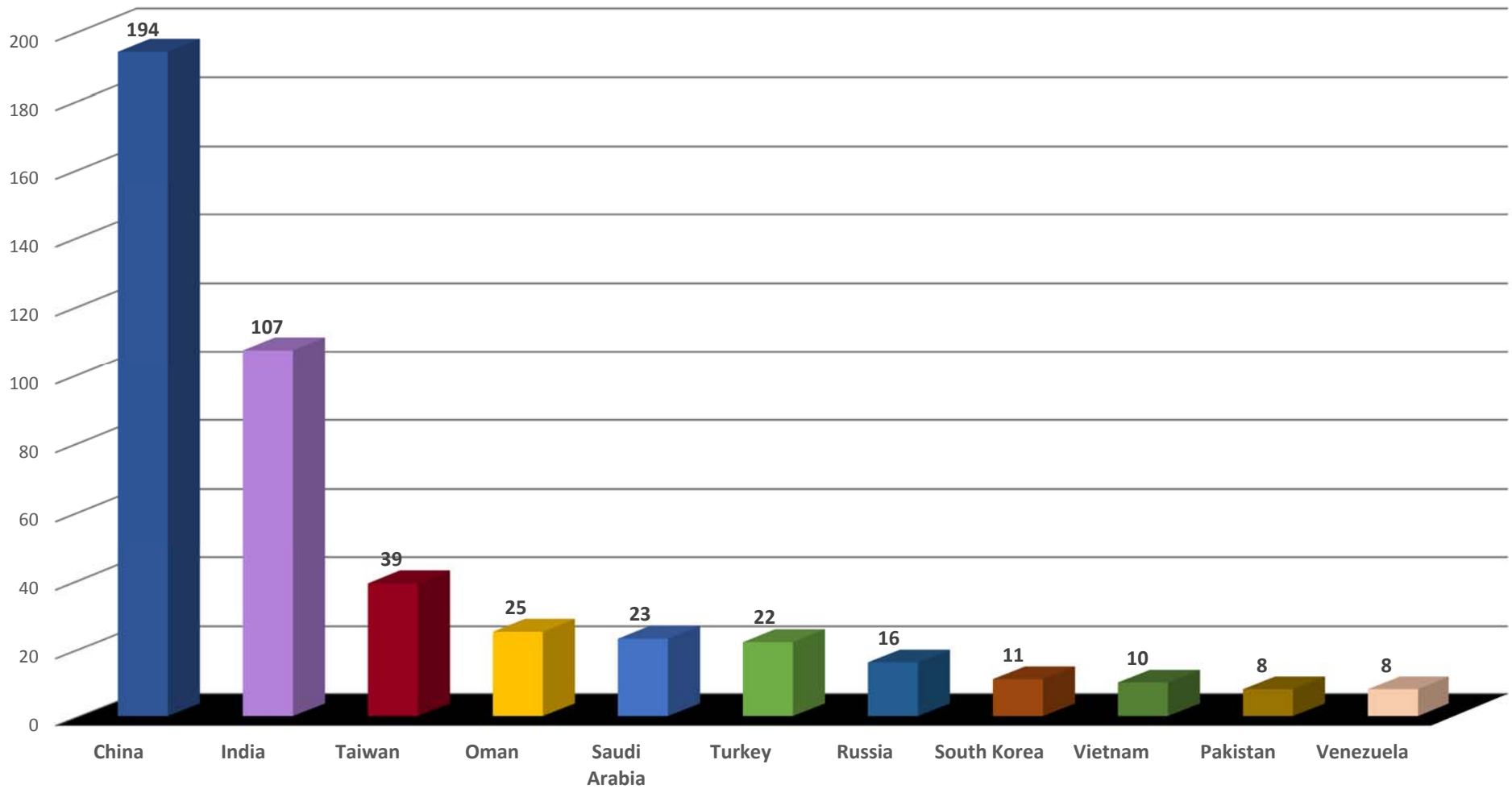
Fall 2017 Total Enrollment = 4856

Source: USF InfoCenter Add/Drop Benchmark 8/28/2017

\*includes 9 Hosted Hospitality Majors

USF World  
Office of International Services  
Fall 2017

Top 10 Countries - Pathways Students



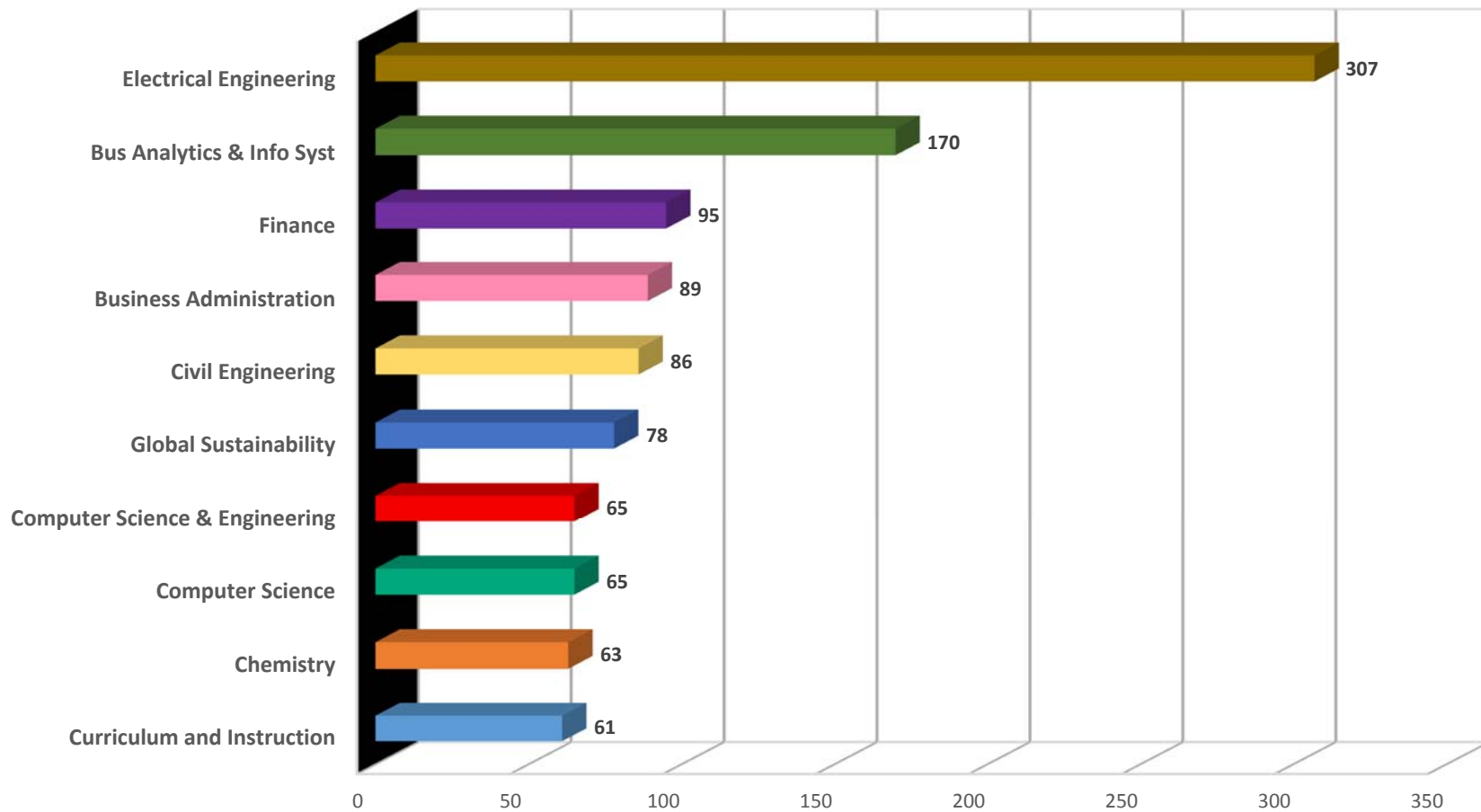
Fall 2017 Total Enrollment = 4856

Source: USF InfoCenter Add/Drop Benchmark 8/28/2017

\*includes 9 Hosted Hospitality Majors

USF World  
Office of International Services  
Fall 2017

Top 10 Graduate Majors



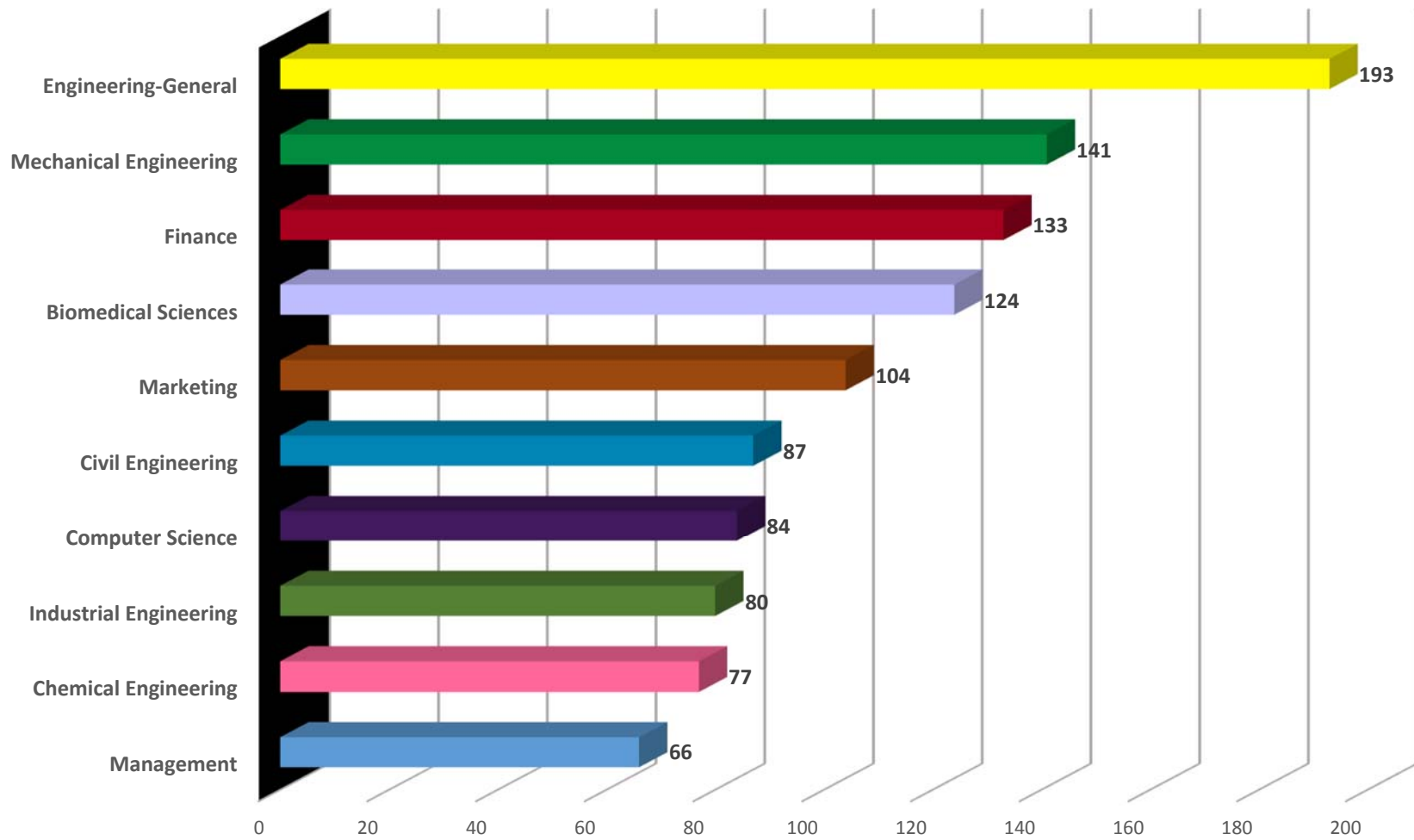
Fall 2017 Total Enrollment = 4856

Source: USF InfoCenter Add/Drop Benchmark 8/28/2017

\*includes 9 Hosted Hospitality Majors

USF World  
Office of International Services  
Fall 2017

Top 10 Undergraduate Majors



Fall 2017 Total Enrollment = 4856

Source: USF InfoCenter Add/Drop Benchmark 8/28/2017

\*includes 9 Hosted Hospitality Majors

## Number of International Students Per Country (Alphabetical Order)

Country	# Per	% of total
Afghanistan	1	0.02%
Albania	7	0.14%
Angola	1	0.02%
Antigua & Barbuda	7	0.14%
Argentina	9	0.19%
Armenia	2	0.04%
Aruba	2	0.04%
Australia	11	0.23%
Austria	1	0.02%
Azerbaijan	3	0.06%
Bahamas	48	0.99%
Bahrain	9	0.19%
Bangladesh	95	1.96%
Barbados	23	0.47%
Belarus	1	0.02%
Belgium	1	0.02%
Belize	21	0.43%
Benin	2	0.04%
Bermuda	2	0.04%
Bolivia	22	0.45%
Brazil	129	2.66%
Bulgaria	2	0.04%
Burkina Faso	1	0.02%
Cambodia	1	0.02%
Cameroon	1	0.02%
Canada	57	1.17%
Cayman Islands	8	0.16%
Chile	7	0.14%
China	850	17.50%
Colombia	67	1.38%
Congo (Kinshasa)	5	0.10%
Costa Rica	9	0.19%
Croatia	1	0.02%
Cuba	3	0.06%
Curacao	3	0.06%

Cyprus	4	0.08%
Czech Republic	6	0.12%
Denmark	8	0.16%
Dominica	7	0.14%
Dominican Republic	2	0.04%
Ecuador	24	0.49%
Egypt	52	1.07%
El Salvador	16	0.33%
Equatorial Guinea	1	0.02%
Eritrea	6	0.12%
Ethiopia	3	0.06%
Finland	2	0.04%
France	26	0.54%
Gambia	2	0.04%
Georgia	2	0.04%
Germany	21	0.43%
Ghana	14	0.29%
Greece	3	0.06%
Grenada	2	0.04%
Guatemala	4	0.08%
Guyana	7	0.14%
Haiti	10	0.21%
Honduras	26	0.54%
Hong Kong	5	0.10%
Hungary	3	0.06%
Iceland	2	0.04%
India	1072	22.08%
Indonesia	17	0.35%
Iran	59	1.21%
Iraq	3	0.06%
Ireland	2	0.04%
Israel	4	0.08%
Italy	15	0.31%
Ivory Coast	1	0.02%
Jamaica	79	1.63%
Japan	28	0.58%
Jordan	26	0.54%
Kazakhstan	24	0.49%

Kenya	20	0.41%
Kuwait	55	1.13%
Kyrgyzstan	7	0.14%
Latvia	1	0.02%
Lebanon	15	0.31%
Lesotho	2	0.04%
Libya	11	0.23%
Macau	1	0.02%
Macedonia	1	0.02%
Malaysia	17	0.35%
Mali	3	0.06%
Mauritania	1	0.02%
Mauritius	7	0.14%
Mexico	48	0.99%
Mongolia	1	0.02%
Morocco	12	0.25%
Myanmar	27	0.56%
Nepal	15	0.31%
Netherlands	11	0.23%
New Zealand	4	0.08%
Nicaragua	2	0.04%
Niger	1	0.02%
Nigeria	91	1.87%
Norway	6	0.12%
Oman	157	3.23%
Pakistan	115	2.37%
Palestinian Territory	3	0.06%
Panama	8	0.16%
Paraguay	2	0.04%
Peru	52	1.07%
Philippines	6	0.12%
Poland	9	0.19%
Portugal	1	0.02%
Qatar	19	0.39%
Romania	5	0.10%
Russia	75	1.54%
Saint Kitts & Nevis	2	0.04%
Saint Lucia	4	0.08%

Saudi Arabia	214	4.41%
Senegal	1	0.02%
Serbia	5	0.10%
Sierra Leone	1	0.02%
Singapore	4	0.08%
South Africa	9	0.19%
South Korea	60	1.24%
Spain	16	0.33%
Sri Lanka	24	0.49%
St. Vincent & The Grenadines	1	0.02%
Sudan	1	0.02%
Suriname	2	0.04%
Sweden	8	0.16%
Switzerland	3	0.06%
Syria	6	0.12%
Taiwan	112	2.31%
Tanzania	8	0.16%
Thailand	42	0.86%
Togo	2	0.04%
Trinidad & Tobago	57	1.17%
Tunisia	4	0.08%
Turkey	88	1.81%
Turkmenistan	1	0.02%
Uganda	6	0.12%
Ukraine	21	0.43%
United Arab Emirates	17	0.35%
United Kingdom	50	1.03%
Uruguay	3	0.06%
Uzbekistan	13	0.27%
Venezuela	149	3.07%
Vietnam	88	1.81%
Virgin Islands (Br)	5	0.10%
Yemen	4	0.08%
Zambia	2	0.04%
Zimbabwe	12	0.25%
<b>Grand Total</b>	<b>4856</b>	
<b>Total countries</b>	<b>146</b>	

Fall 2017 Total Enrollment = 4856

Source: USF InfoCenter Add/Drop Benchmark 8/28/2017

\*includes 9 Hosted Hospitality Majors



## Number of International Students Per Country (Numerical Order)

Country	# Per	% of total
India	1072	22.08%
China	850	17.50%
Saudi Arabia	214	4.41%
Oman	157	3.23%
Venezuela	149	3.07%
Brazil	129	2.66%
Pakistan	115	2.37%
Taiwan	112	2.31%
Bangladesh	95	1.96%
Nigeria	91	1.87%
Turkey	88	1.81%
Vietnam	88	1.81%
Jamaica	79	1.63%
Russia	75	1.54%
Colombia	67	1.38%
South Korea	60	1.24%
Iran	59	1.21%
Canada	57	1.17%
Trinidad & Tobago	57	1.17%
Kuwait	55	1.13%
Egypt	52	1.07%
Peru	52	1.07%
United Kingdom	50	1.03%
Bahamas	48	0.99%
Mexico	48	0.99%
Thailand	42	0.86%
Japan	28	0.58%
Myanmar	27	0.56%
France	26	0.54%
Honduras	26	0.54%
Jordan	26	0.54%
Ecuador	24	0.49%
Kazakhstan	24	0.49%
Sri Lanka	24	0.49%
Barbados	23	0.47%

Bolivia	22	0.45%
Belize	21	0.43%
Germany	21	0.43%
Ukraine	21	0.43%
Kenya	20	0.41%
Qatar	19	0.39%
Indonesia	17	0.35%
Malaysia	17	0.35%
United Arab Emirates	17	0.35%
El Salvador	16	0.33%
Spain	16	0.33%
Italy	15	0.31%
Lebanon	15	0.31%
Nepal	15	0.31%
Ghana	14	0.29%
Uzbekistan	13	0.27%
Morocco	12	0.25%
Zimbabwe	12	0.25%
Australia	11	0.23%
Libya	11	0.23%
Netherlands	11	0.23%
Haiti	10	0.21%
Argentina	9	0.19%
Bahrain	9	0.19%
Costa Rica	9	0.19%
Poland	9	0.19%
South Africa	9	0.19%
Cayman Islands	8	0.16%
Denmark	8	0.16%
Panama	8	0.16%
Sweden	8	0.16%
Tanzania	8	0.16%
Albania	7	0.14%
Antigua & Barbuda	7	0.14%
Chile	7	0.14%
Dominica	7	0.14%
Guyana	7	0.14%
Kyrgyzstan	7	0.14%

Mauritius	7	0.14%
Czech Republic	6	0.12%
Eritrea	6	0.12%
Norway	6	0.12%
Philippines	6	0.12%
Syria	6	0.12%
Uganda	6	0.12%
Congo (Kinshasa)	5	0.10%
Hong Kong	5	0.10%
Romania	5	0.10%
Serbia	5	0.10%
Virgin Islands (Br)	5	0.10%
Cyprus	4	0.08%
Guatemala	4	0.08%
Israel	4	0.08%
New Zealand	4	0.08%
Saint Lucia	4	0.08%
Singapore	4	0.08%
Tunisia	4	0.08%
Yemen	4	0.08%
Azerbaijan	3	0.06%
Cuba	3	0.06%
Curacao	3	0.06%
Ethiopia	3	0.06%
Greece	3	0.06%
Hungary	3	0.06%
Iraq	3	0.06%
Mali	3	0.06%
Palestinian Territory	3	0.06%
Switzerland	3	0.06%
Uruguay	3	0.06%
Armenia	2	0.04%
Aruba	2	0.04%
Benin	2	0.04%
Bermuda	2	0.04%
Bulgaria	2	0.04%
Dominican Republic	2	0.04%
Finland	2	0.04%

Gambia	2	0.04%
Georgia	2	0.04%
Grenada	2	0.04%
Iceland	2	0.04%
Ireland	2	0.04%
Lesotho	2	0.04%
Nicaragua	2	0.04%
Paraguay	2	0.04%
Saint Kitts & Nevis	2	0.04%
Suriname	2	0.04%
Togo	2	0.04%
Zambia	2	0.04%
Afghanistan	1	0.02%
Angola	1	0.02%
Austria	1	0.02%
Belarus	1	0.02%
Belgium	1	0.02%
Burkina Faso	1	0.02%
Cambodia	1	0.02%
Cameroon	1	0.02%
Croatia	1	0.02%
Equatorial Guinea	1	0.02%
Ivory Coast	1	0.02%
Latvia	1	0.02%
Macau	1	0.02%
Macedonia	1	0.02%
Mauritania	1	0.02%
Mongolia	1	0.02%
Niger	1	0.02%
Portugal	1	0.02%
Senegal	1	0.02%
Sierra Leone	1	0.02%
St. Vincent & The Grenadines	1	0.02%
Sudan	1	0.02%
Turkmenistan	1	0.02%
<b>Grand Total</b>	<b>4856</b>	
<b>Total countries</b>	<b>146</b>	

Fall 2017 Total Enrollment = 4856

Source: USF InfoCenter Add/Drop Benchmark 8/28/2017

\*includes 9 Hosted Hospitality Majors