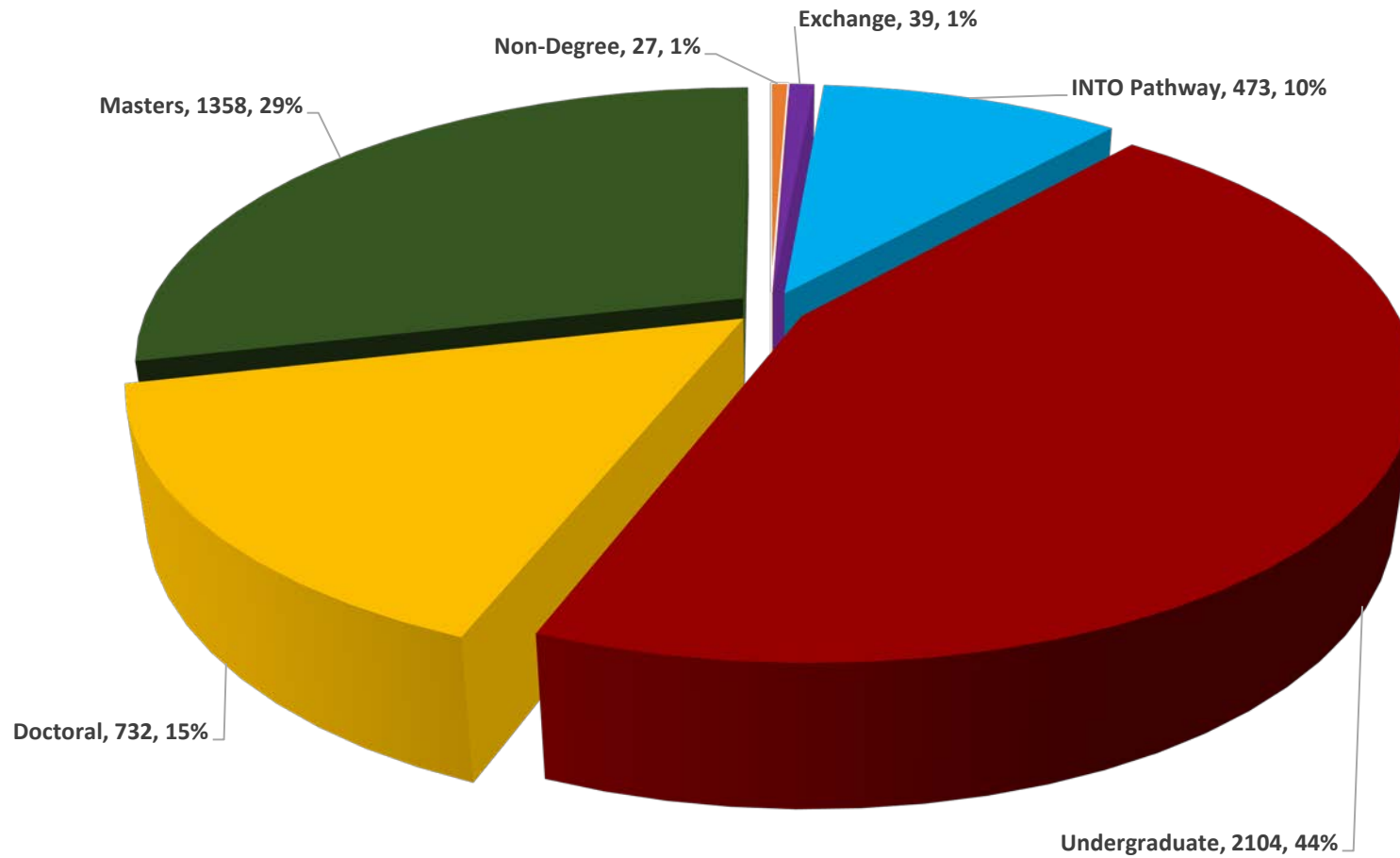


USF World
Office of International Services
Fall 2018

USF International Students Per Academic Level



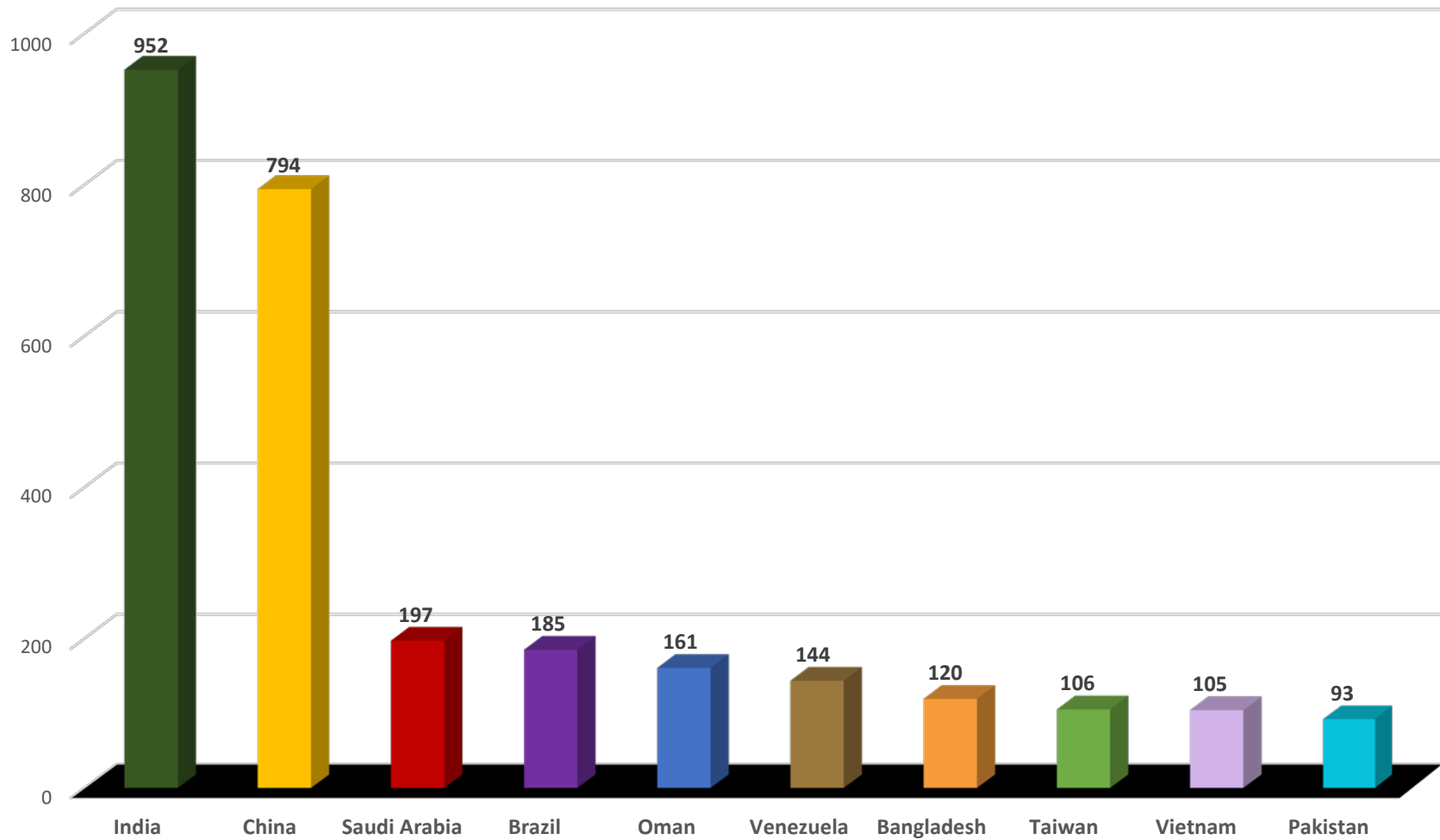
Fall 2018 Total Enrollment = 4733

Source: USF InfoCenter Add/Drop Benchmark 8/27/2018

*includes 3 Hosted Hospitality Majors

USF World
Office of International Services
Fall 2018

Top 10 Countries



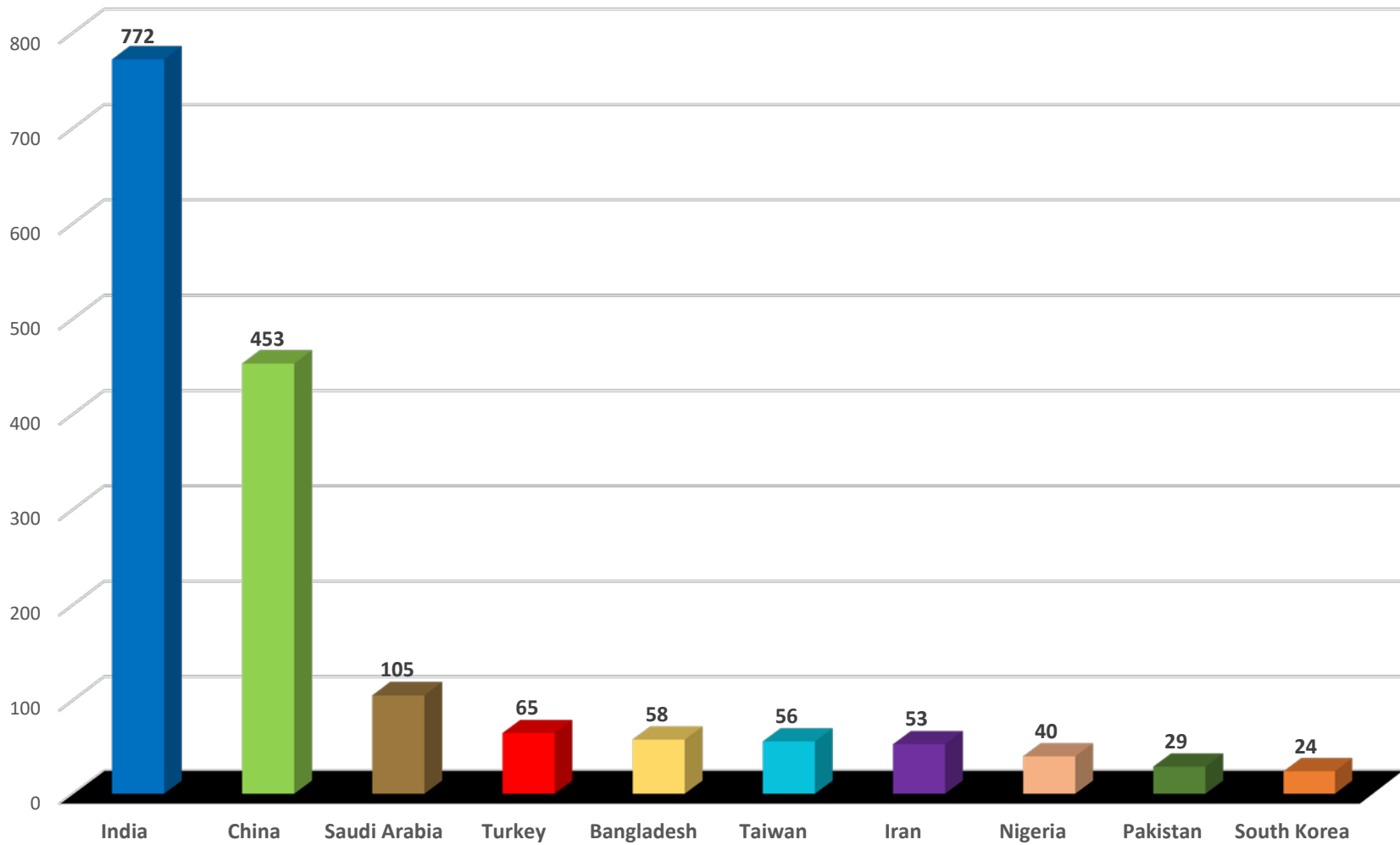
Fall 2018 Total Enrollment = 4733

Source: USF InfoCenter Add/Drop Benchmark 8/27/2018

*includes 3 Hosted Hospitality Majors

USF World
Office of International Services
Fall 2018

Top 10 Countries - Graduate Students



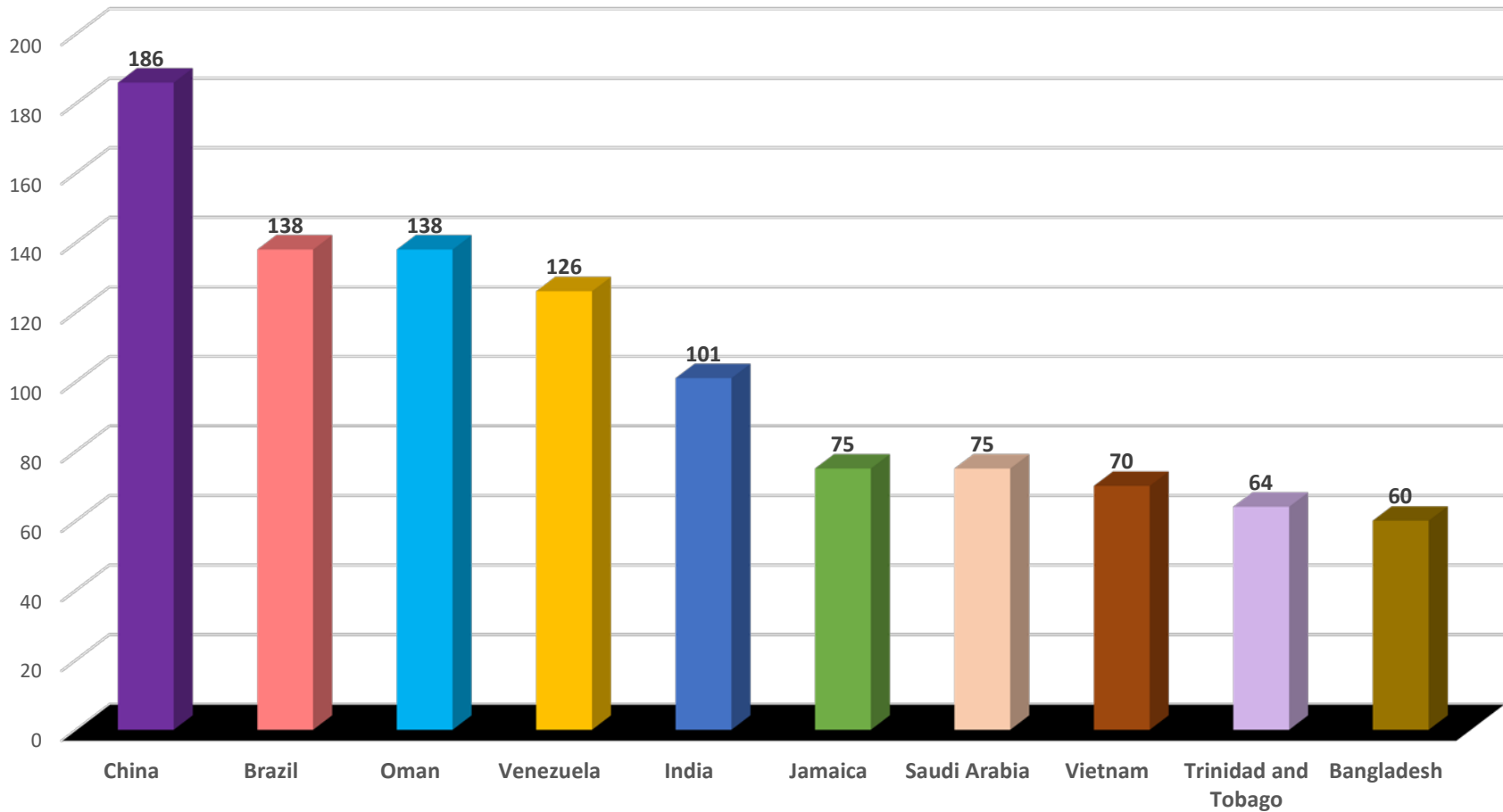
Fall 2018 Total Enrollment = 4733

Source: USF InfoCenter Add/Drop Benchmark 8/27/2018

*includes 3 Hosted Hospitality Majors

USF World
Office of International Services
Fall 2018

Top 10 Countries - Undergraduate Students



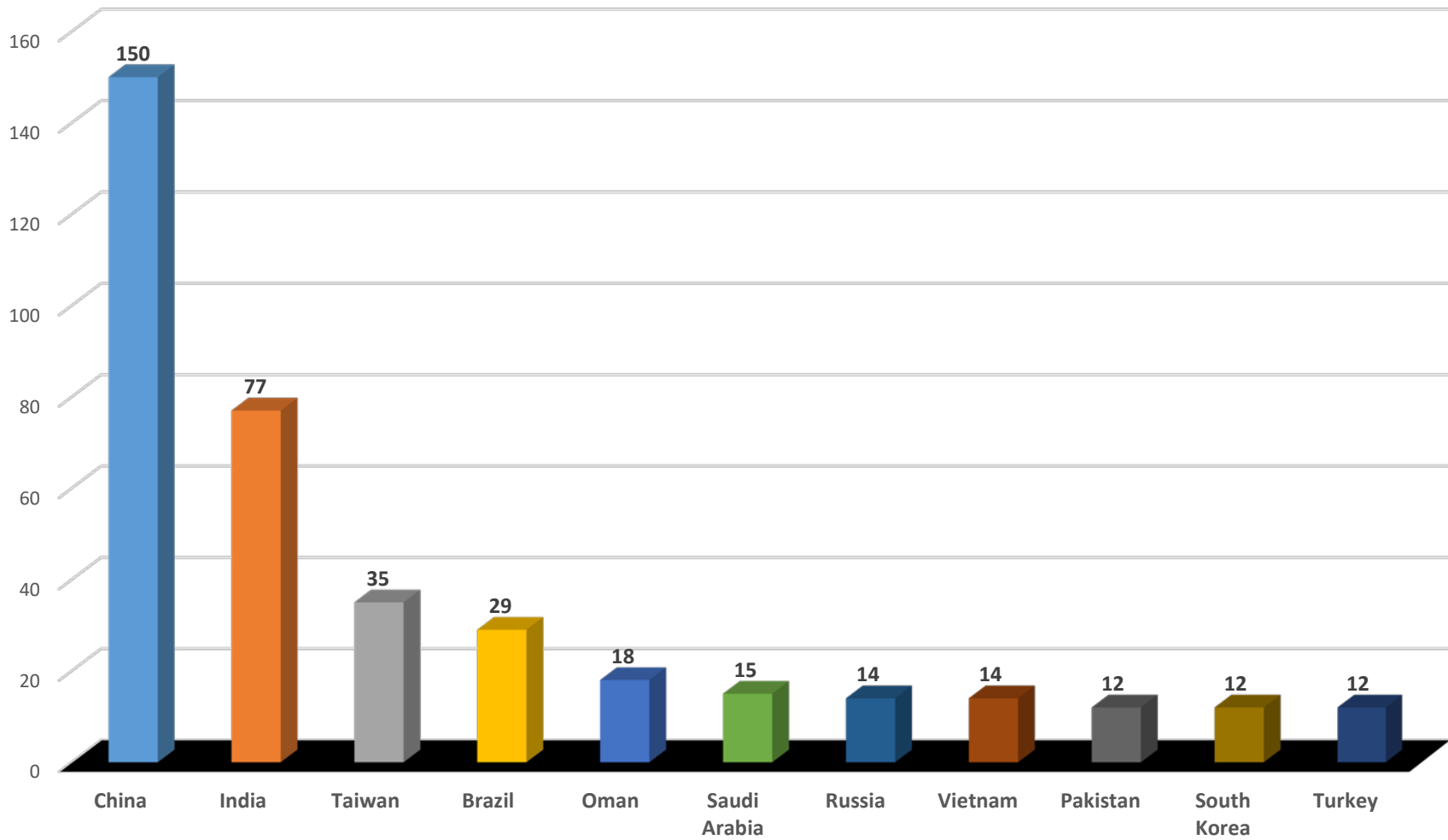
Fall 2018 Total Enrollment = 4733

Source: USF InfoCenter Add/Drop Benchmark 8/27/2018

*includes 3 Hosted Hospitality Majors

USF World
Office of International Services
Fall 2018

Top 10 Countries - Pathway Students



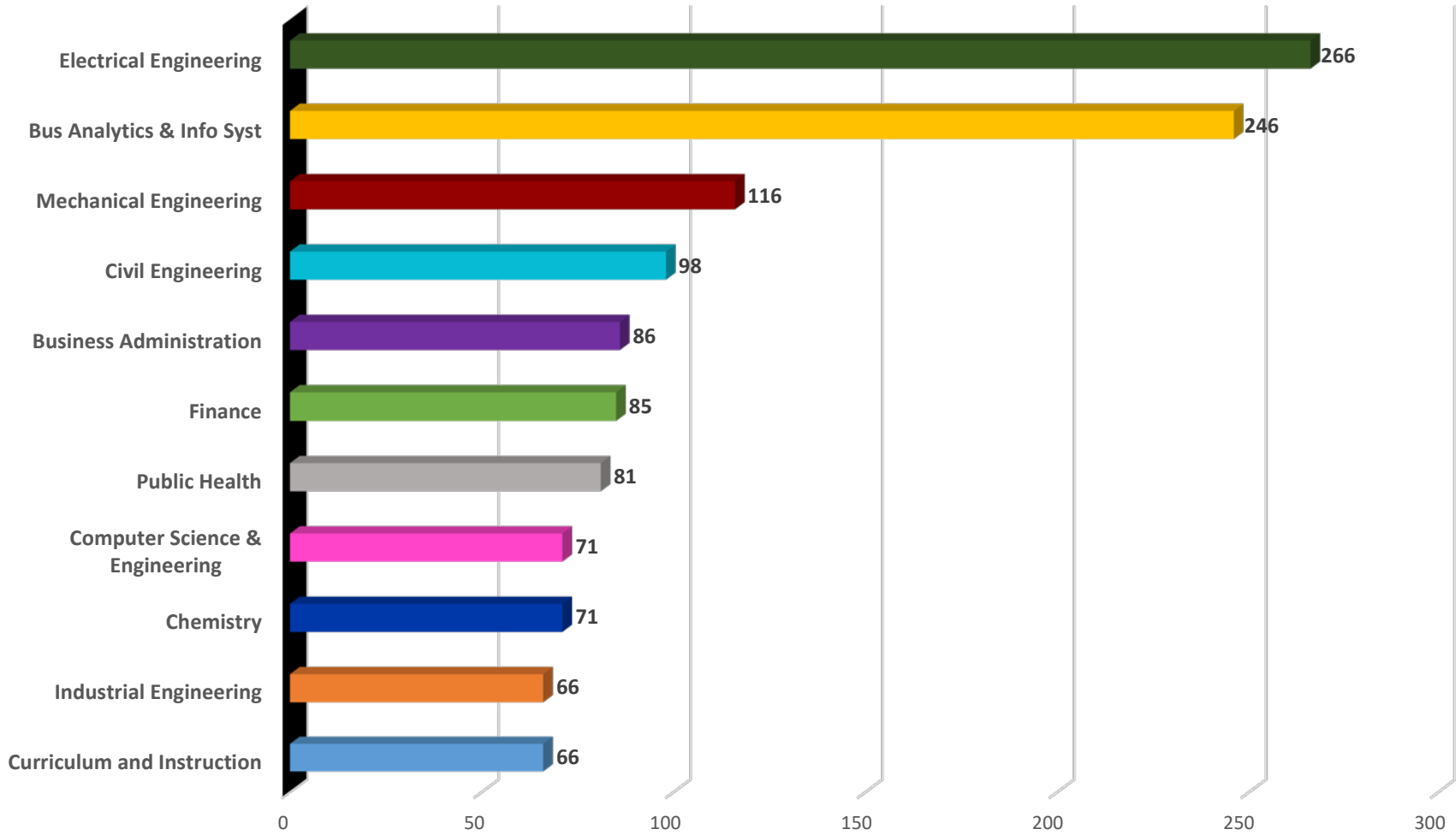
Fall 2018 Total Enrollment = 4733

Source: USF InfoCenter Add/Drop Benchmark 8/27/2018

*includes 3 Hosted Hospitality Majors

USF World
Office of International Services
Fall 2018

Top Graduate Majors



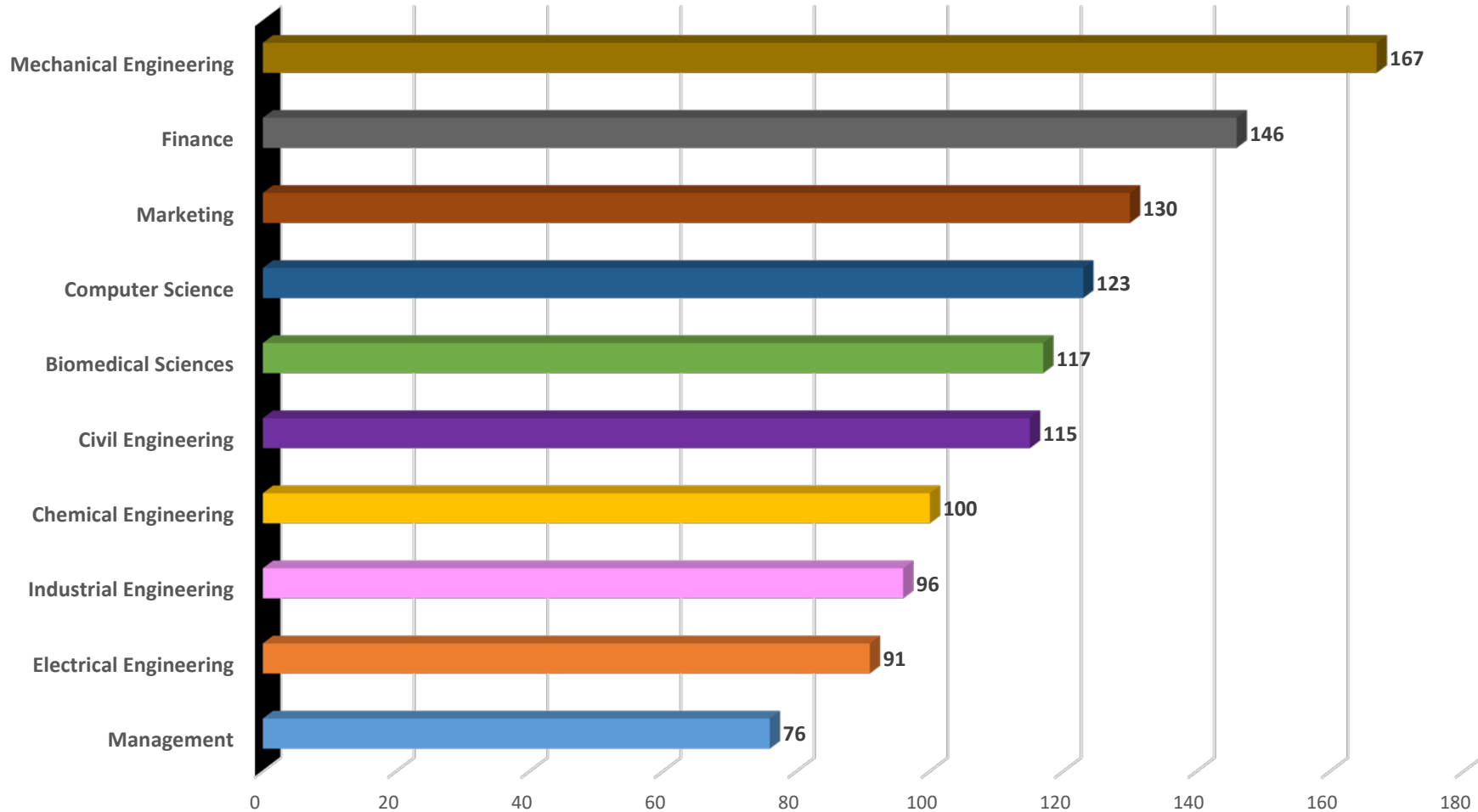
Fall 2018 Total Enrollment = 4733

Source: USF InfoCenter Add/Drop Benchmark 8/27/2018

*includes 3 Hosted Hospitality Majors

USF World
Office of International Services
Fall 2018

Top Undergraduate Majors



Fall 2018 Total Enrollment = 4733

Source: USF InfoCenter Add/Drop Benchmark 8/27/2018

*includes 3 Hosted Hospitality Majors

Number of International Students Per Country (Alphabetical Order)

Country	# Per	% of Total
Afghanistan	1	0.02%
Albania	8	0.17%
Angola	1	0.02%
Antigua & Barbuda	7	0.15%
Argentina	9	0.19%
Aruba	2	0.04%
Australia	16	0.34%
Austria	1	0.02%
Azerbaijan	12	0.25%
Bahamas	42	0.89%
Bahrain	14	0.30%
Bangladesh	120	2.54%
Barbados	14	0.30%
Belarus	1	0.02%
Belgium	1	0.02%
Belize	23	0.49%
Benin	1	0.02%
Bermuda	1	0.02%
Bolivia	30	0.63%
Brazil	185	3.91%
Bulgaria	3	0.06%
Burkina Faso	1	0.02%
Cambodia	3	0.06%
Cameroon	1	0.02%
Canada	50	1.06%
Cayman Islands	10	0.21%
Chile	5	0.11%
China	794	16.78%
Colombia	79	1.67%
Congo (Kinshasa)	3	0.06%
Costa Rica	11	0.23%
Croatia	1	0.02%
Croatia	1	0.02%
Cuba	3	0.06%
Curacao	3	0.06%
Cyprus	3	0.06%
Czech Republic	3	0.06%

Denmark	7	0.15%
Dominica	6	0.13%
Dominican Republic	2	0.04%
Ecuador	22	0.46%
Egypt	54	1.14%
El Salvador	21	0.44%
Eritrea	3	0.06%
Ethiopia	1	0.02%
Finland	2	0.04%
France	28	0.59%
Gambia	2	0.04%
Georgia	2	0.04%
Germany	22	0.46%
Ghana	13	0.27%
Greece	5	0.11%
Grenada	1	0.02%
Guatemala	5	0.11%
Guyana	8	0.17%
Haiti	14	0.30%
Honduras	31	0.65%
Hong Kong	2	0.04%
Hungary	2	0.04%
Iceland	2	0.04%
India	952	20.11%
Indonesia	15	0.32%
Iran	58	1.23%
Iraq	3	0.06%
Ireland	2	0.04%
Israel	4	0.08%
Italy	17	0.36%
Jamaica	84	1.77%
Japan	25	0.53%
Jordan	27	0.57%
Kazakhstan	24	0.51%
Kenya	25	0.53%
Kuwait	59	1.25%
Kyrgyzstan	6	0.13%
Latvia	2	0.04%

Lebanon	15	0.32%
Lesotho	1	0.02%
Liberia	1	0.02%
Libya	9	0.19%
Lithuania	1	0.02%
Macedonia	1	0.02%
Malaysia	27	0.57%
Mali	2	0.04%
Mauritius	3	0.06%
Mexico	42	0.89%
Moldova	2	0.04%
Mongolia	3	0.06%
Morocco	10	0.21%
Myanmar	27	0.57%
Nepal	16	0.34%
Netherlands	11	0.23%
New Zealand	3	0.06%
Nicaragua	2	0.04%
Niger	2	0.04%
Nigeria	90	1.90%
Norway	3	0.06%
Oman	161	3.40%
Pakistan	93	1.96%
Palestinian Territory	4	0.08%
Panama	7	0.15%
Paraguay	2	0.04%
Peru	48	1.01%
Philippines	5	0.11%
Poland	6	0.13%
Portugal	6	0.13%
Qatar	19	0.40%
Romania	3	0.06%
Russia	68	1.44%
Rwanda	1	0.02%
Saint Kitts & Nevis	2	0.04%
Saint Lucia	4	0.08%
Saudi Arabia	197	4.16%
Senegal	1	0.02%

Serbia	4	0.08%
Singapore	4	0.08%
Sint Maarten	1	0.02%
Slovakia	2	0.04%
South Africa	7	0.15%
South Korea	60	1.27%
Spain	25	0.53%
Sri Lanka	16	0.34%
St. Vincent & The Grenadines	1	0.02%
Sudan	1	0.02%
Suriname	1	0.02%
Sweden	7	0.15%
Switzerland	3	0.06%
Syria	7	0.15%
Taiwan	106	2.24%
Tanzania	4	0.08%
Thailand	31	0.65%
Togo	1	0.02%
Trinidad & Tobago	70	1.48%
Tunisia	3	0.06%
Turkey	89	1.88%
Turkmenistan	2	0.04%
Uganda	2	0.04%
Ukraine	25	0.53%
United Arab Emirates	17	0.36%
United Kingdom	47	0.99%
Uruguay	4	0.08%
Uzbekistan	12	0.25%
Venezuela	144	3.04%
Vietnam	105	2.22%
Virgin Islands (Br)	2	0.04%
Yemen	2	0.04%
Zambia	1	0.02%
Zimbabwe	8	0.17%
Grand Total	4733	
Total Countries	147	

Fall 2018 Total Enrollment = 4733

Source: USF InfoCenter Add/Drop Benchmark 8/27/2018

*includes 3 Hosted Hospitality Majors

Number of International Students Per Country (Alphabetical Order)

Country	# Per	% of Total
India	952	20.11%
China	794	16.78%
Saudi Arabia	197	4.16%
Brazil	185	3.91%
Oman	161	3.40%
Venezuela	144	3.04%
Bangladesh	120	2.54%
Taiwan	106	2.24%
Vietnam	105	2.22%
Pakistan	93	1.96%
Nigeria	90	1.90%
Turkey	89	1.88%
Jamaica	84	1.77%
Colombia	79	1.67%
Trinidad & Tobago	70	1.48%
Russia	68	1.44%
South Korea	60	1.27%
Kuwait	59	1.25%
Iran	58	1.23%
Egypt	54	1.14%
Canada	50	1.06%
Peru	48	1.01%
United Kingdom	47	0.99%
Bahamas	42	0.89%
Mexico	42	0.89%
Honduras	31	0.65%
Thailand	31	0.65%
Bolivia	30	0.63%
France	28	0.59%
Jordan	27	0.57%
Malaysia	27	0.57%
Myanmar	27	0.57%
Japan	25	0.53%
Kenya	25	0.53%
Spain	25	0.53%
Ukraine	25	0.53%
Kazakhstan	24	0.51%

Belize	23	0.49%
Ecuador	22	0.46%
Germany	22	0.46%
El Salvador	21	0.44%
Qatar	19	0.40%
Italy	17	0.36%
United Arab Emirates	17	0.36%
Australia	16	0.34%
Nepal	16	0.34%
Sri Lanka	16	0.34%
Indonesia	15	0.32%
Lebanon	15	0.32%
Bahrain	14	0.30%
Barbados	14	0.30%
Haiti	14	0.30%
Ghana	13	0.27%
Azerbaijan	12	0.25%
Uzbekistan	12	0.25%
Costa Rica	11	0.23%
Netherlands	11	0.23%
Cayman Islands	10	0.21%
Morocco	10	0.21%
Argentina	9	0.19%
Libya	9	0.19%
Albania	8	0.17%
Guyana	8	0.17%
Zimbabwe	8	0.17%
Antigua & Barbuda	7	0.15%
Denmark	7	0.15%
Panama	7	0.15%
South Africa	7	0.15%
Sweden	7	0.15%
Syria	7	0.15%
Dominica	6	0.13%
Kyrgyzstan	6	0.13%
Poland	6	0.13%
Portugal	6	0.13%
Chile	5	0.11%

Greece	5	0.11%
Guatemala	5	0.11%
Philippines	5	0.11%
Israel	4	0.08%
Palestinian Territory	4	0.08%
Saint Lucia	4	0.08%
Serbia	4	0.08%
Singapore	4	0.08%
Tanzania	4	0.08%
Uruguay	4	0.08%
Bulgaria	3	0.06%
Cambodia	3	0.06%
Congo (Kinshasa)	3	0.06%
Cuba	3	0.06%
Curacao	3	0.06%
Cyprus	3	0.06%
Czech Republic	3	0.06%
Eritrea	3	0.06%
Iraq	3	0.06%
Mauritius	3	0.06%
Mongolia	3	0.06%
New Zealand	3	0.06%
Norway	3	0.06%
Romania	3	0.06%
Switzerland	3	0.06%
Tunisia	3	0.06%
Aruba	2	0.04%
Dominican Republic	2	0.04%
Finland	2	0.04%
Gambia	2	0.04%
Georgia	2	0.04%
Hong Kong	2	0.04%
Hungary	2	0.04%
Iceland	2	0.04%
Ireland	2	0.04%
Latvia	2	0.04%
Mali	2	0.04%
Moldova	2	0.04%

Nicaragua	2	0.04%
Niger	2	0.04%
Paraguay	2	0.04%
Saint Kitts & Nevis	2	0.04%
Slovakia	2	0.04%
Turkmenistan	2	0.04%
Uganda	2	0.04%
Virgin Islands (Br)	2	0.04%
Yemen	2	0.04%
Afghanistan	1	0.02%
Angola	1	0.02%
Austria	1	0.02%
Belarus	1	0.02%
Belgium	1	0.02%
Benin	1	0.02%
Bermuda	1	0.02%
Burkina Faso	1	0.02%
Cameroon	1	0.02%
Croatia	1	0.02%
Croatia	1	0.02%
Ethiopia	1	0.02%
Grenada	1	0.02%
Lesotho	1	0.02%
Liberia	1	0.02%
Lithuania	1	0.02%
Macedonia	1	0.02%
Rwanda	1	0.02%
Senegal	1	0.02%
Sint Maarten	1	0.02%
St. Vincent & The Grenadines	1	0.02%
Sudan	1	0.02%
Suriname	1	0.02%
Togo	1	0.02%
Zambia	1	0.02%
Grand Total	4733	
Total Countries	147	

Fall 2018 Total Enrollment = 4733

Source: USF InfoCenter Add/Drop Benchmark 8/27/2018

*includes 3 Hosted Hospitality Majors