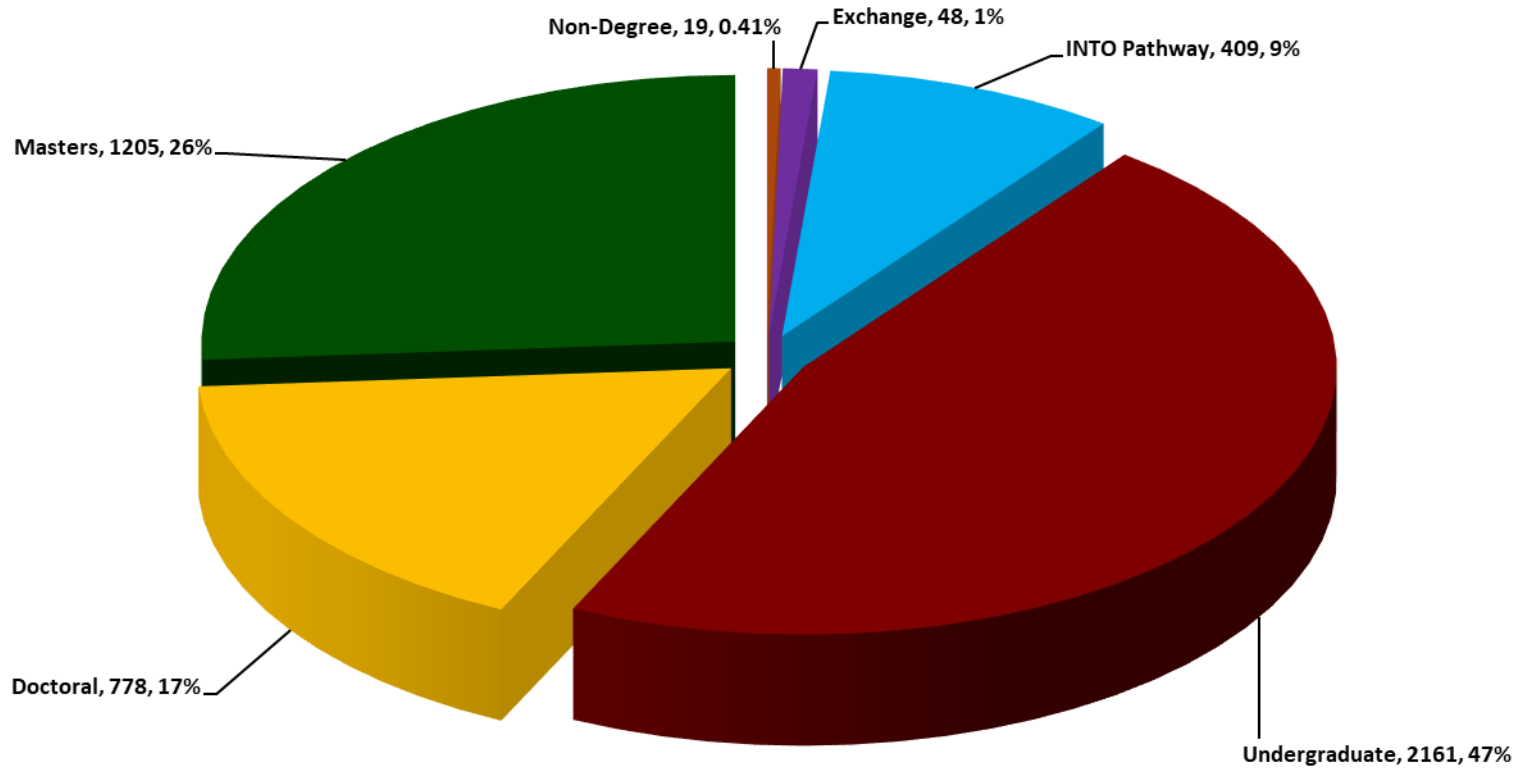


**USF World
International Services
Fall 2019**

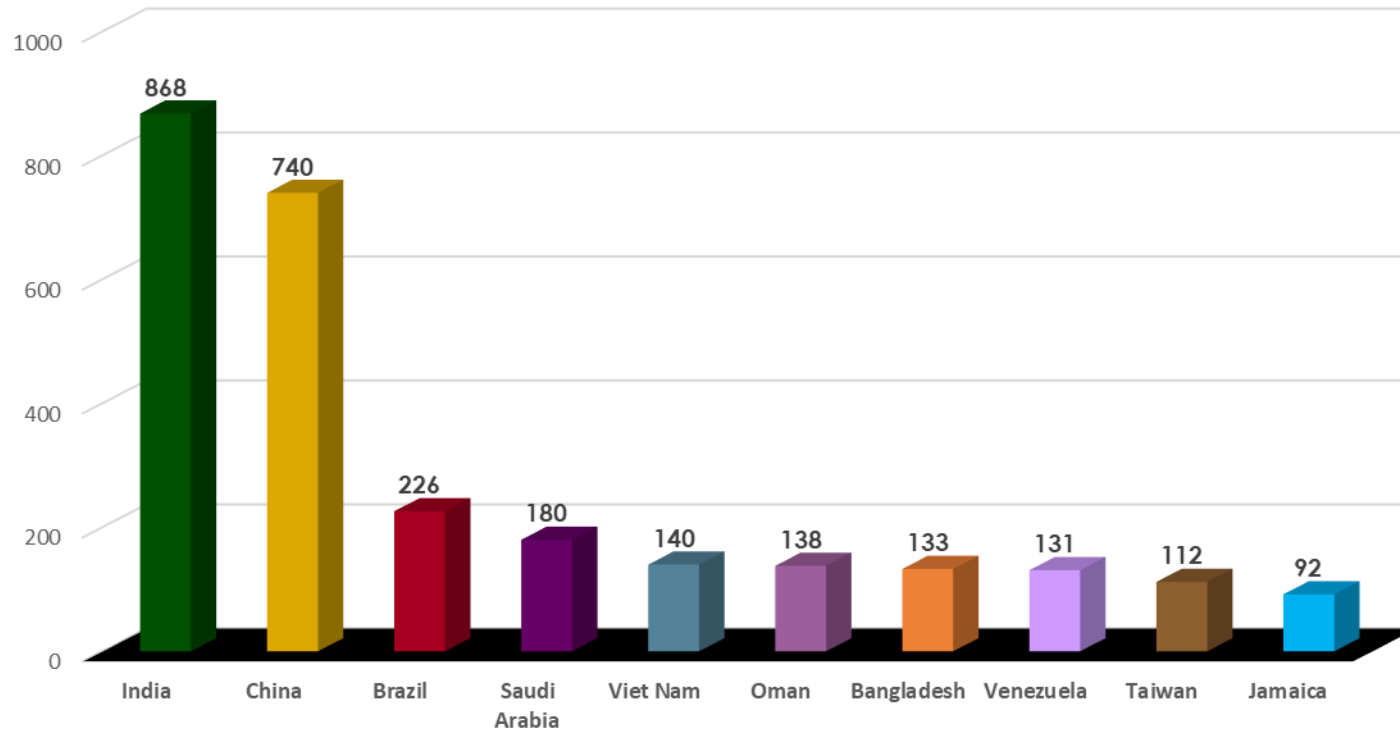
USF International Students Per Academic Level



Fall 2019 Total Enrollment = 4620
Source: USF Info Center Add/Drop Benchmark 8/30/2019

**USF World
International Services
Fall 2019**

Top 10 Countries

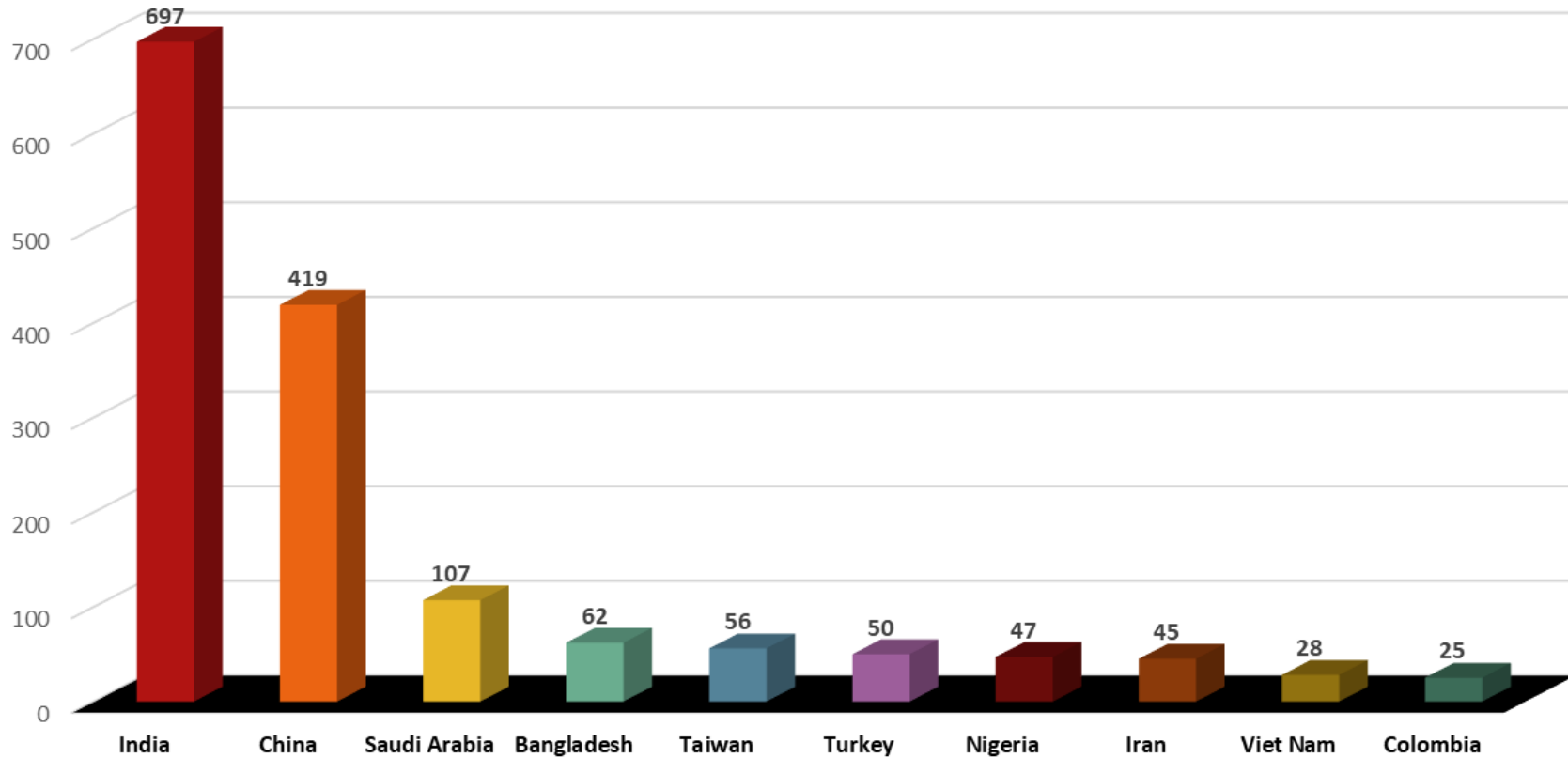


Fall 2019 Total Enrollment = 4620

Source: USF Info Center Add/Drop Benchmark 8/30/2019

USF World
International Services
Fall 2019

Top 10 Countries - Graduate Students

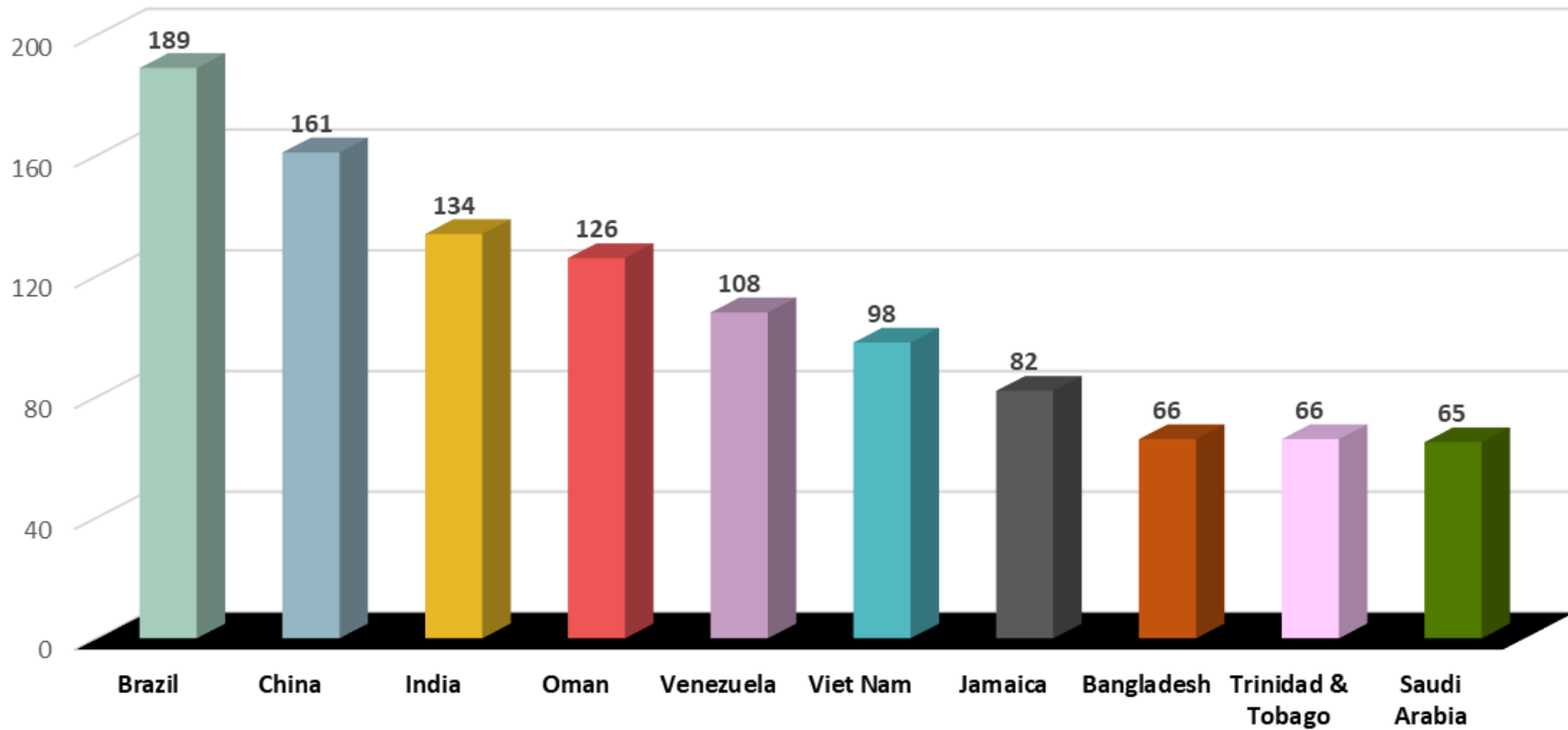


Fall 2019 Total Enrollment = 4620

Source: USF Info Center Add/Drop Benchmark 8/30/2019

USF World
International Services
Fall 2019

Top 10 Countries - Undergraduate Students

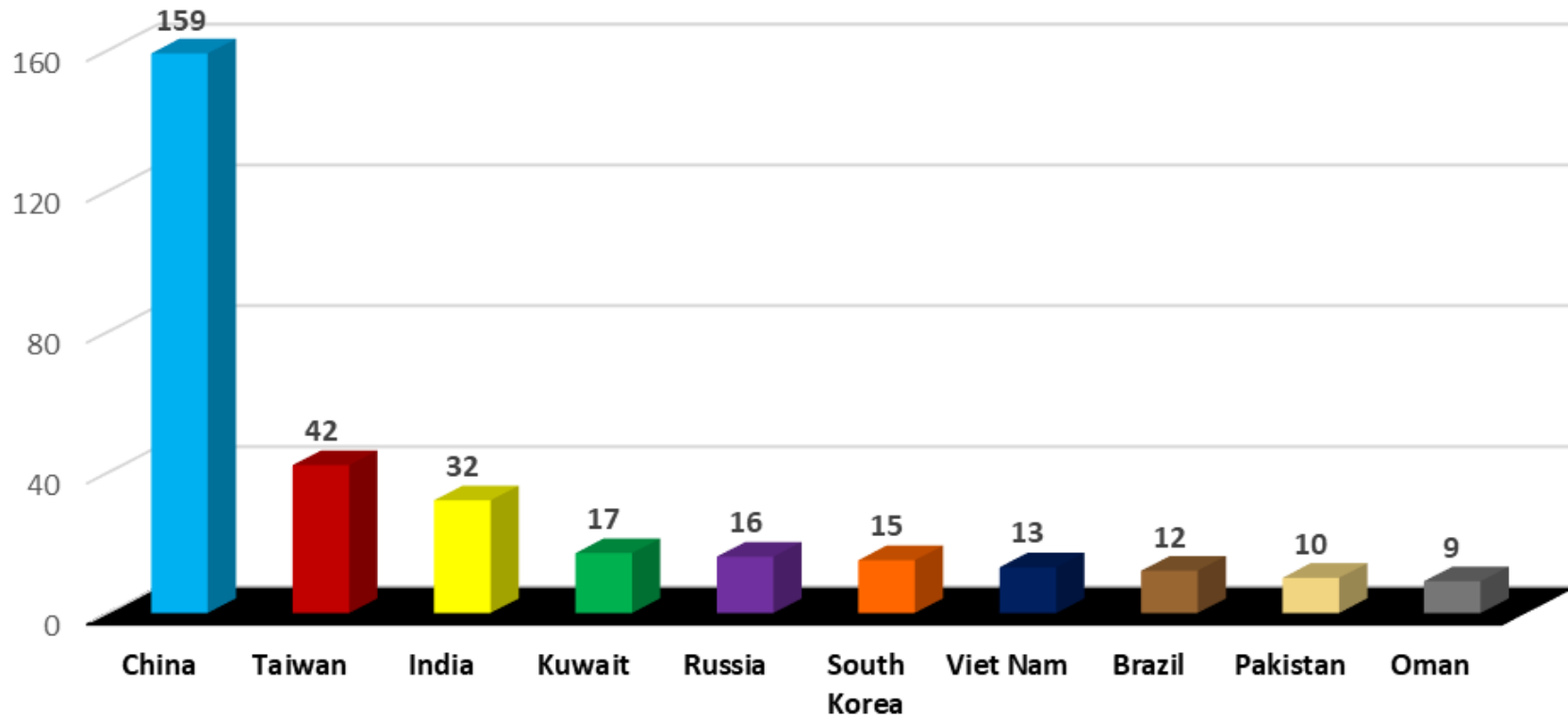


Fall 2019 Total Enrollment = 4620

Source: USF Info Center Add/Drop Benchmark 8/30/2019

USF World
International Services
Fall 2019

Top 10 Countries - Pathway Students

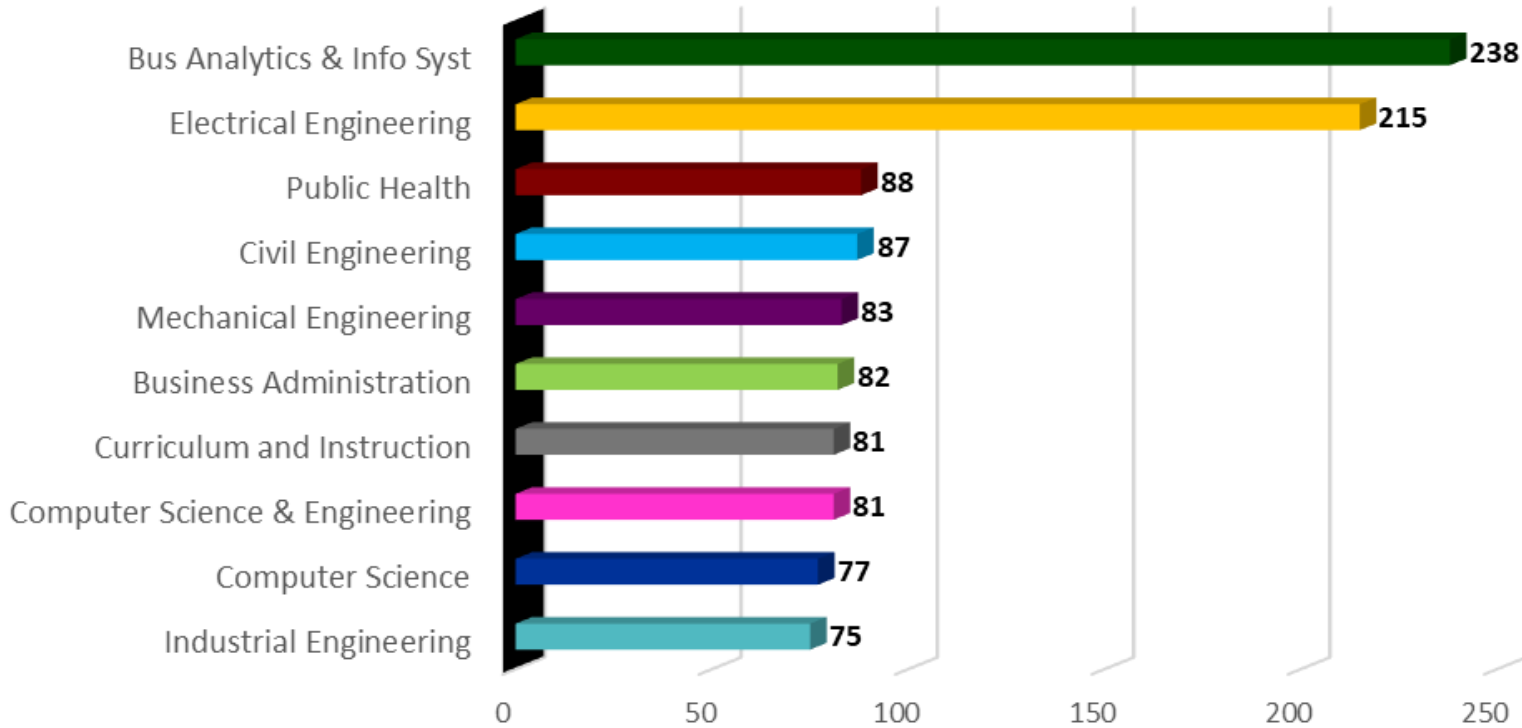


Fall 2019 Total Enrollment = 4620

Source: USF Info Center Add/Drop Benchmark 8/30/2019

**USF World
International Services
Fall 2019**

Top Graduate Majors

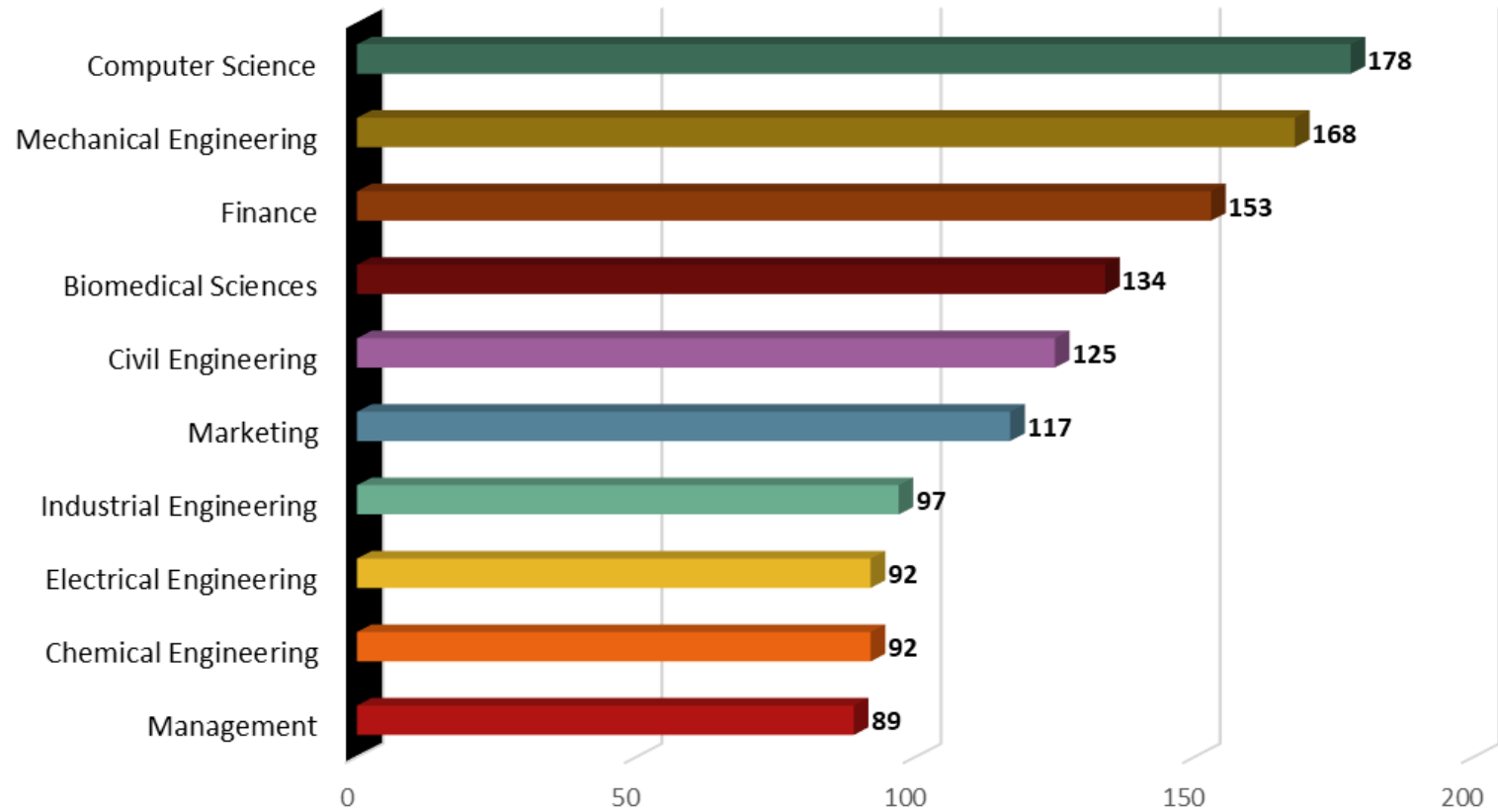


Fall 2019 Total Enrollment = 4620

Source: USF Info Center Add/Drop Benchmark 8/30/2019

USF World
International Services
Fall 2019

Top Undergraduate Majors



Fall 2019 Total Enrollment = 4620

Source: USF Info Center Add/Drop Benchmark 8/30/2019

Number of International Students Per Country (Alphabetical Order)

Country	# Per	% of Total
Albania	8	0.17%
Angola	2	0.04%
Antigua & Barbuda	5	0.11%
Argentina	8	0.17%
Armenia	1	0.02%
Aruba	2	0.04%
Australia	21	0.45%
Austria	2	0.04%
Azerbaijan	11	0.24%
Bahamas	40	0.87%
Bahrain	11	0.24%
Bangladesh	133	2.88%
Barbados	18	0.39%
Belgium	3	0.06%
Belize	27	0.58%
Benin	1	0.02%
Bermuda	1	0.02%
Bolivia	39	0.84%
Brazil	226	4.89%
Bulgaria	3	0.06%
Burkina Faso	1	0.02%
Cambodia	2	0.04%
Cameroon	1	0.02%
Canada	49	1.06%
Cayman Islands	11	0.24%
Chile	8	0.17%
China	740	16.02%
Colombia	87	1.88%
Congo (Kinshasa)	3	0.06%
Costa Rica	11	0.24%
Croatia	2	0.04%
Cuba	3	0.06%
Curacao	3	0.06%
Cyprus	1	0.02%
Czech Republic	5	0.11%

Denmark	2	0.04%
Dominica	7	0.15%
Dominican Republic	2	0.04%
Ecuador	21	0.45%
Egypt	63	1.36%
El Salvador	21	0.45%
Eritrea	2	0.04%
Ethiopia	3	0.06%
Finland	4	0.09%
France	32	0.69%
Gambia	1	0.02%
Georgia	2	0.04%
Germany	21	0.45%
Ghana	11	0.24%
Greece	4	0.09%
Guatemala	3	0.06%
Guyana	8	0.17%
Haiti	12	0.26%
Honduras	29	0.63%
Hong Kong	2	0.04%
Hungary	1	0.02%
Iceland	2	0.04%
India	868	18.79%
Indonesia	16	0.35%
Iran	50	1.08%
Iraq	1	0.02%
Ireland	2	0.04%
Israel	5	0.11%
Italy	18	0.39%
Jamaica	92	1.99%
Japan	25	0.54%
Jordan	22	0.48%
Kazakhstan	27	0.58%
Kenya	24	0.52%
Kuwait	70	1.52%
Kyrgyzstan	6	0.13%
Laos	1	0.02%

Latvia	1	0.02%
Lebanon	11	0.24%
Liberia	1	0.02%
Libya	9	0.19%
Lithuania	2	0.04%
Macedonia	1	0.02%
Malaysia	27	0.58%
Mali	1	0.02%
Mauritius	2	0.04%
Mexico	45	0.97%
Moldova	2	0.04%
Mongolia	2	0.04%
Morocco	8	0.17%
Myanmar	19	0.41%
Nepal	23	0.50%
Netherlands	12	0.26%
New Zealand	4	0.09%
Nicaragua	2	0.04%
Niger	1	0.02%
Nigeria	90	1.95%
Norway	2	0.04%
Oman	138	2.99%
Pakistan	82	1.77%
Palestinian Territory	3	0.06%
Panama	4	0.09%
Paraguay	3	0.06%
Peru	39	0.84%
Philippines	3	0.06%
Poland	5	0.11%
Portugal	6	0.13%
Qatar	14	0.30%
Romania	3	0.06%
Russia	71	1.54%
Rwanda	1	0.02%
Saint Kitts & Nevis	3	0.06%
Saint Lucia	2	0.04%
Saudi Arabia	180	3.90%

Serbia	1	0.02%
Sint Maarten	1	0.02%
Slovakia	2	0.04%
South Africa	5	0.11%
South Korea	66	1.43%
Spain	24	0.52%
Sri Lanka	22	0.48%
St. Vincent & The Grenadines	1	0.02%
Sudan	2	0.04%
Suriname	1	0.02%
Sweden	11	0.24%
Switzerland	4	0.09%
Syria	6	0.13%
Taiwan	112	2.42%
Tanzania	3	0.06%
Thailand	31	0.67%
Trinidad & Tobago	74	1.60%
Tunisia	4	0.09%
Turkey	67	1.45%
Turkmenistan	2	0.04%
Uganda	1	0.02%
Ukraine	24	0.52%
United Arab Emirates	15	0.32%
United Kingdom	51	1.10%
Uruguay	3	0.06%
Uzbekistan	14	0.30%
Venezuela	131	2.84%
Viet Nam	140	3.03%
Virgin Islands (Br)	1	0.02%
Yemen	2	0.04%
Zambia	1	0.02%
Zimbabwe	7	0.15%
Grand Total	4620	
Total countries	141	

Number of International Students Per Country (Numerical Order)

Country	# Per	% of Total
India	868	18.79%
China	740	16.02%
Brazil	226	4.89%
Saudi Arabia	180	3.90%
Viet Nam	140	3.03%
Oman	138	2.99%
Bangladesh	133	2.88%
Venezuela	131	2.84%
Taiwan	112	2.42%
Jamaica	92	1.99%
Nigeria	90	1.95%
Colombia	87	1.88%
Pakistan	82	1.77%
Trinidad & Tobago	74	1.60%
Russia	71	1.54%
Kuwait	70	1.52%
Turkey	67	1.45%
South Korea	66	1.43%
Egypt	63	1.36%
United Kingdom	51	1.10%
Iran	50	1.08%
Canada	49	1.06%
Mexico	45	0.97%
Bahamas	40	0.87%
Bolivia	39	0.84%
Peru	39	0.84%
France	32	0.69%
Thailand	31	0.67%
Honduras	29	0.63%
Belize	27	0.58%
Kazakhstan	27	0.58%
Malaysia	27	0.58%
Japan	25	0.54%
Kenya	24	0.52%

Spain	24	0.52%
Ukraine	24	0.52%
Nepal	23	0.50%
Jordan	22	0.48%
Sri Lanka	22	0.48%
Australia	21	0.45%
Ecuador	21	0.45%
El Salvador	21	0.45%
Germany	21	0.45%
Myanmar	19	0.41%
Barbados	18	0.39%
Italy	18	0.39%
Indonesia	16	0.35%
United Arab Emirates	15	0.32%
Qatar	14	0.30%
Uzbekistan	14	0.30%
Haiti	12	0.26%
Netherlands	12	0.26%
Azerbaijan	11	0.24%
Bahrain	11	0.24%
Cayman Islands	11	0.24%
Costa Rica	11	0.24%
Ghana	11	0.24%
Lebanon	11	0.24%
Sweden	11	0.24%
Libya	9	0.19%
Albania	8	0.17%
Argentina	8	0.17%
Chile	8	0.17%
Guyana	8	0.17%
Morocco	8	0.17%
Dominica	7	0.15%
Zimbabwe	7	0.15%
Kyrgyzstan	6	0.13%
Portugal	6	0.13%
Syria	6	0.13%

Antigua & Barbuda	5	0.11%
Czech Republic	5	0.11%
Israel	5	0.11%
Poland	5	0.11%
South Africa	5	0.11%
Finland	4	0.09%
Greece	4	0.09%
New Zealand	4	0.09%
Panama	4	0.09%
Switzerland	4	0.09%
Tunisia	4	0.09%
Belgium	3	0.06%
Bulgaria	3	0.06%
Congo (Kinshasa)	3	0.06%
Cuba	3	0.06%
Curacao	3	0.06%
Ethiopia	3	0.06%
Guatemala	3	0.06%
Palestinian Territory	3	0.06%
Paraguay	3	0.06%
Philippines	3	0.06%
Romania	3	0.06%
Saint Kitts & Nevis	3	0.06%
Tanzania	3	0.06%
Uruguay	3	0.06%
Angola	2	0.04%
Aruba	2	0.04%
Austria	2	0.04%
Cambodia	2	0.04%
Croatia	2	0.04%
Denmark	2	0.04%
Dominican Republic	2	0.04%
Eritrea	2	0.04%
Georgia	2	0.04%
Hong Kong	2	0.04%
Iceland	2	0.04%

Ireland	2	0.04%
Lithuania	2	0.04%
Mauritius	2	0.04%
Moldova	2	0.04%
Mongolia	2	0.04%
Nicaragua	2	0.04%
Norway	2	0.04%
Saint Lucia	2	0.04%
Slovakia	2	0.04%
Sudan	2	0.04%
Turkmenistan	2	0.04%
Yemen	2	0.04%
Armenia	1	0.02%
Benin	1	0.02%
Bermuda	1	0.02%
Burkina Faso	1	0.02%
Cameroon	1	0.02%
Cyprus	1	0.02%
Gambia	1	0.02%
Hungary	1	0.02%
Iraq	1	0.02%
Laos	1	0.02%
Latvia	1	0.02%
Liberia	1	0.02%
Macedonia	1	0.02%
Mali	1	0.02%
Niger	1	0.02%
Rwanda	1	0.02%
Serbia	1	0.02%
Sint Maarten	1	0.02%
St. Vincent & The Grenadines	1	0.02%
Suriname	1	0.02%
Uganda	1	0.02%
Virgin Islands (Br)	1	0.02%
Zambia	1	0.02%