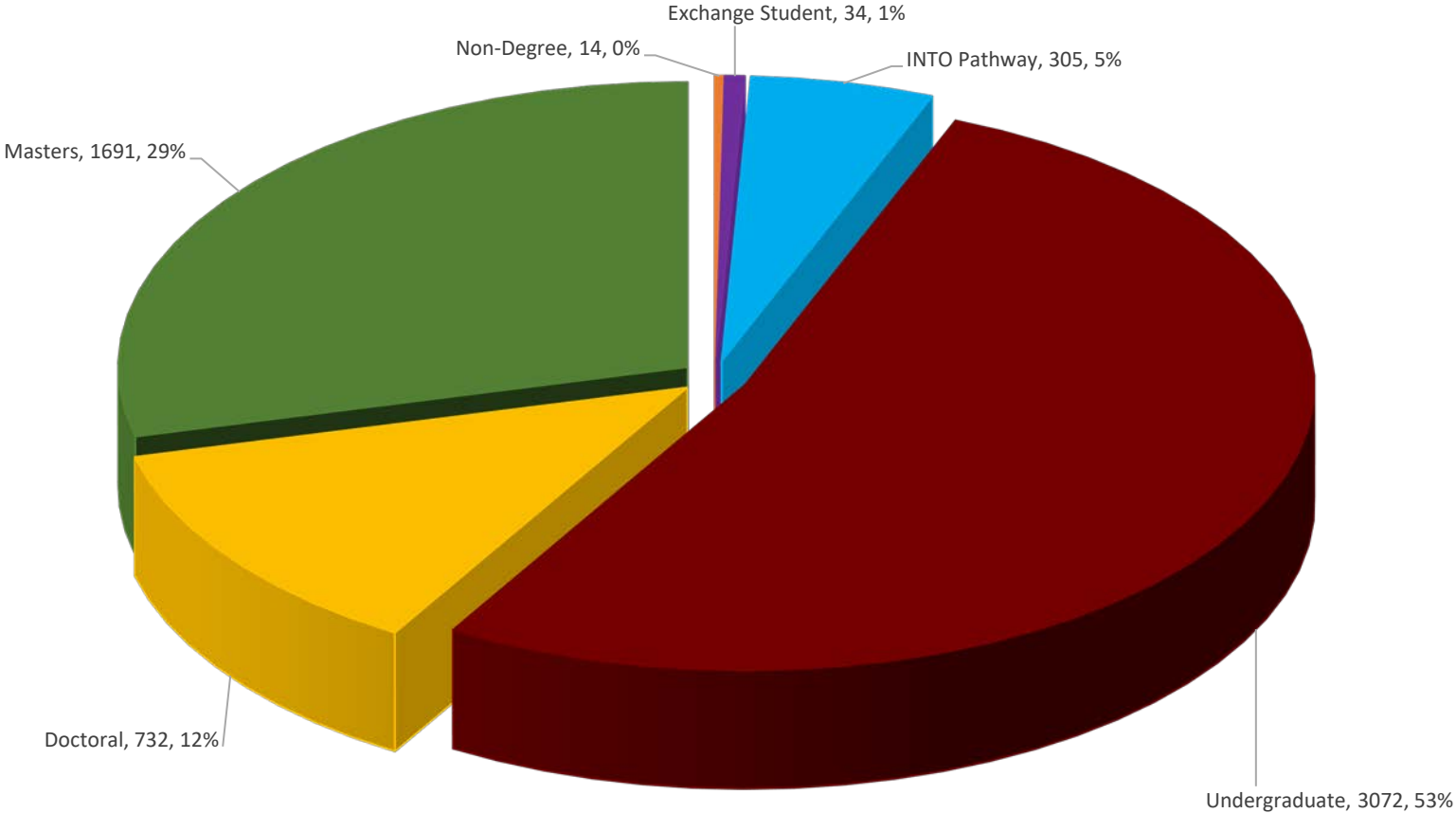


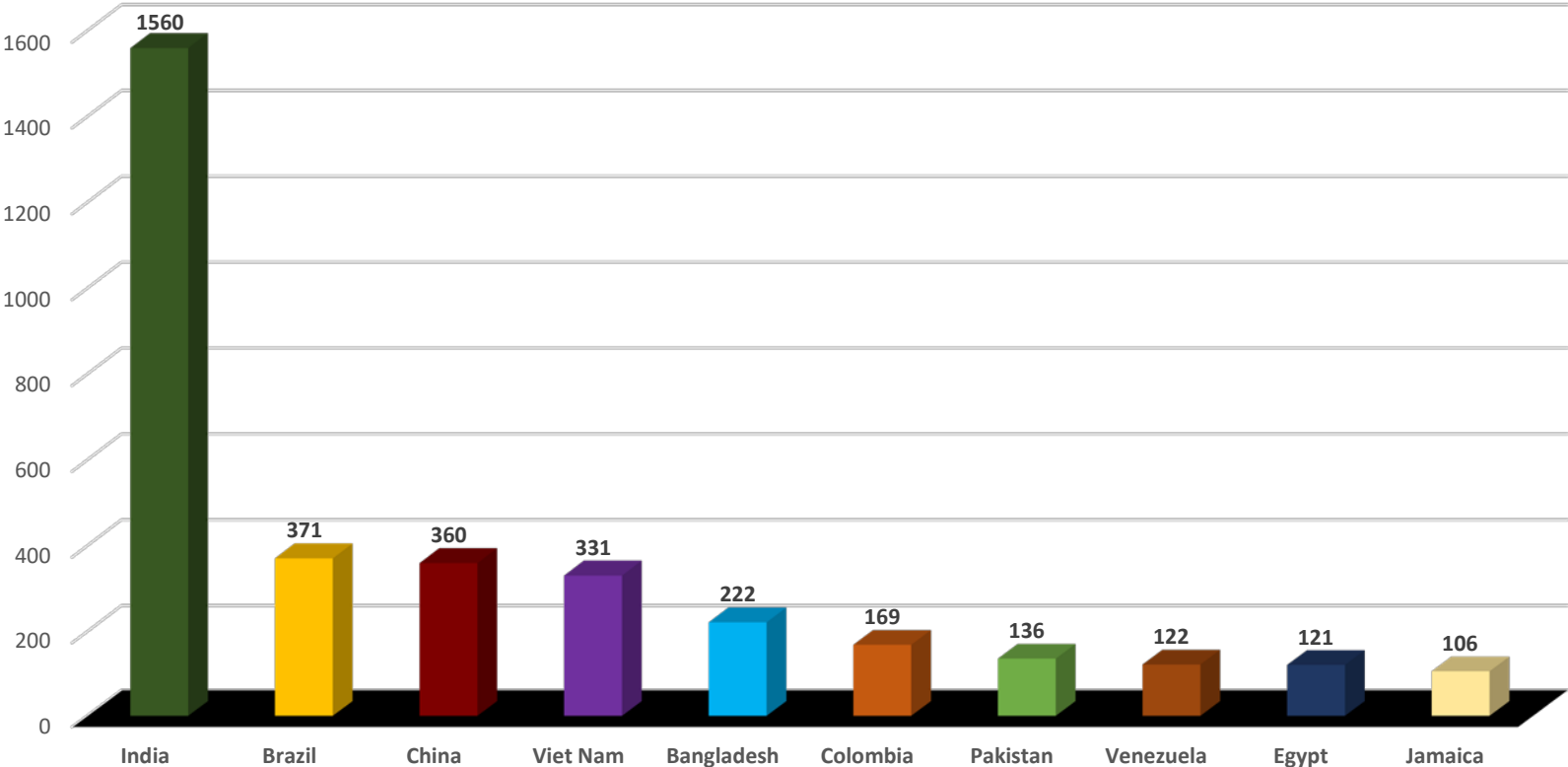
USF World
Office of International Services
Fall 2022

USF International Students Per Academic Level



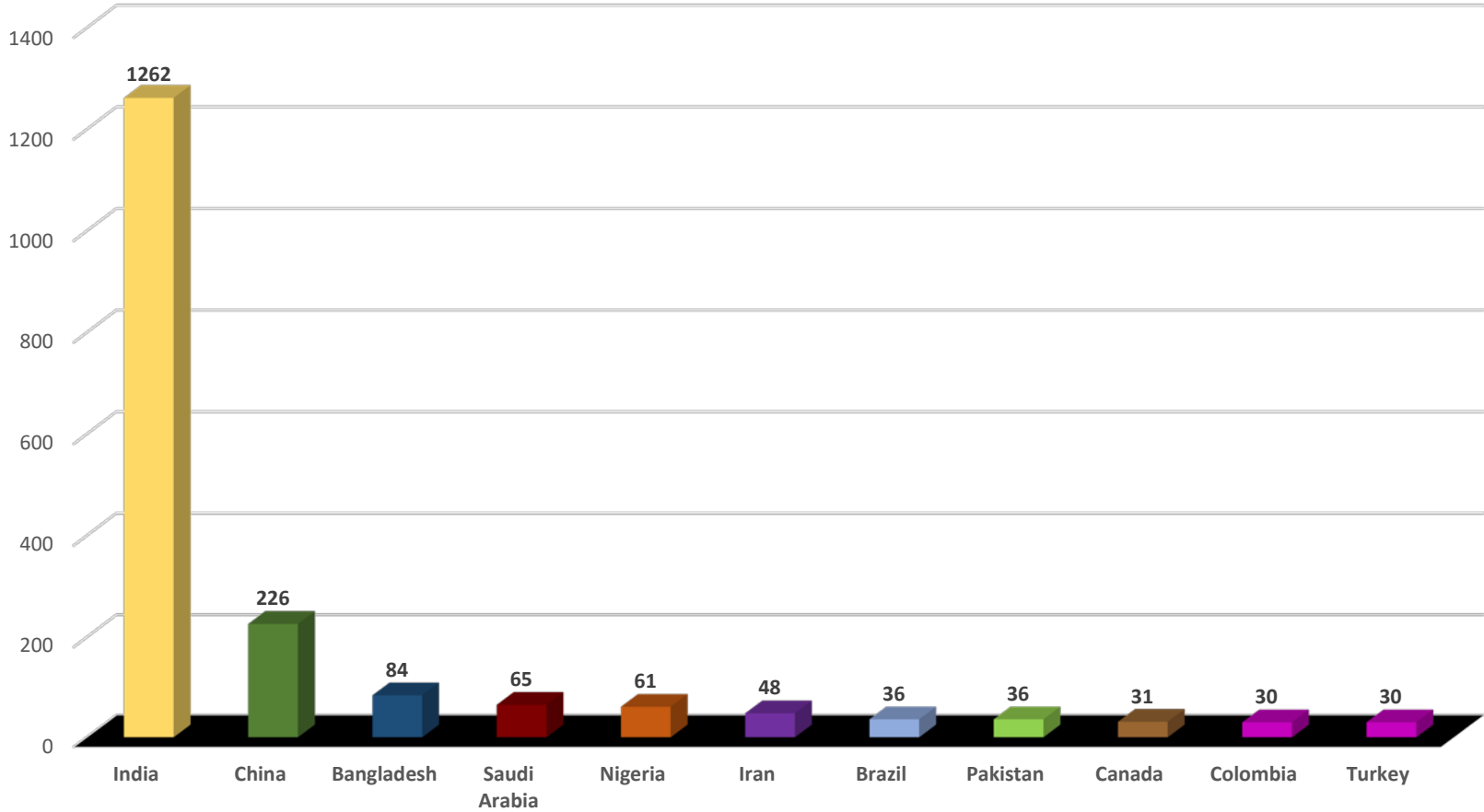
USF World
Office of International Services
Fall 2022

Top 10 Countries



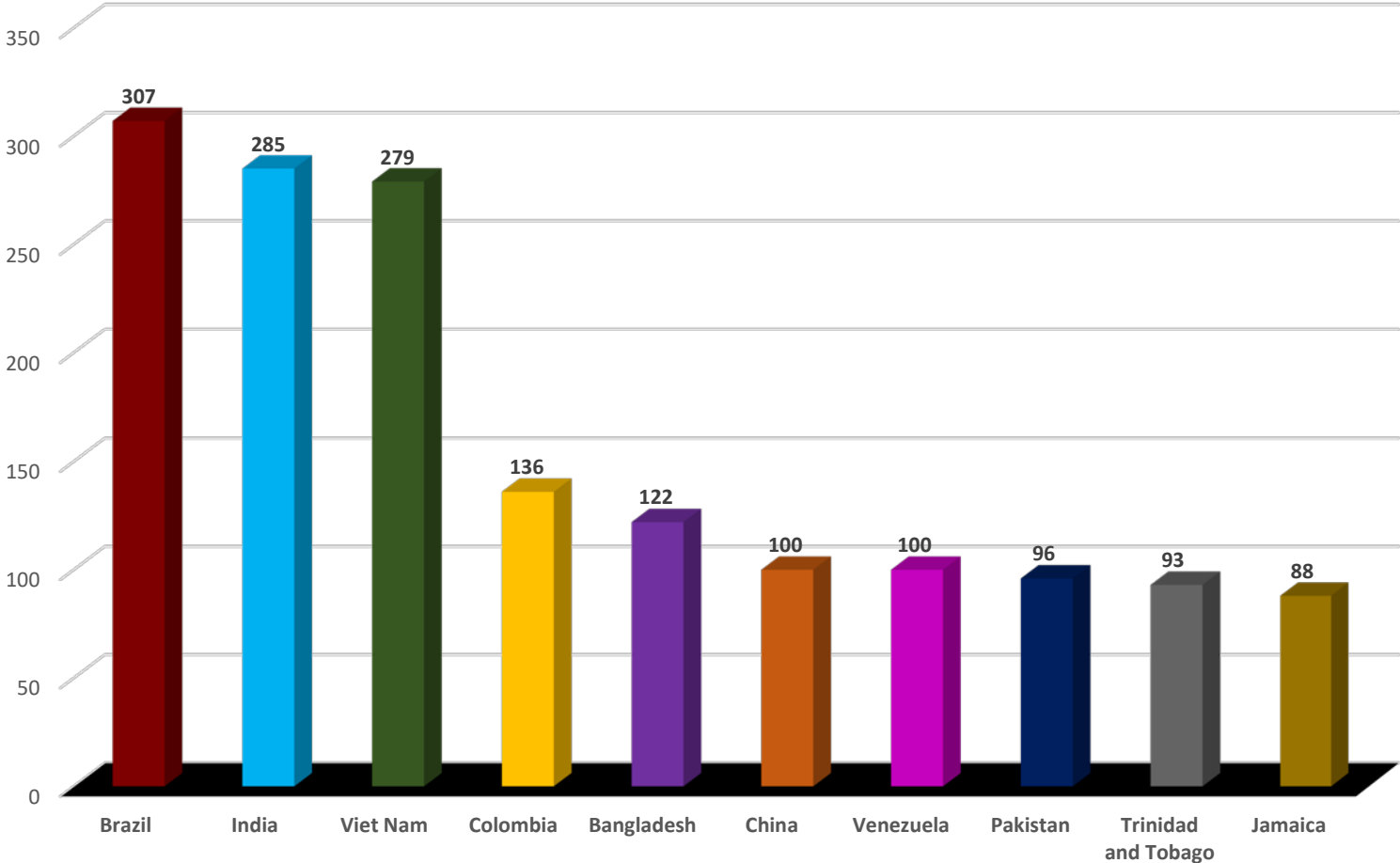
USF World
Office of International Services
Fall 2022

Top 10 Countries - Graduate Students



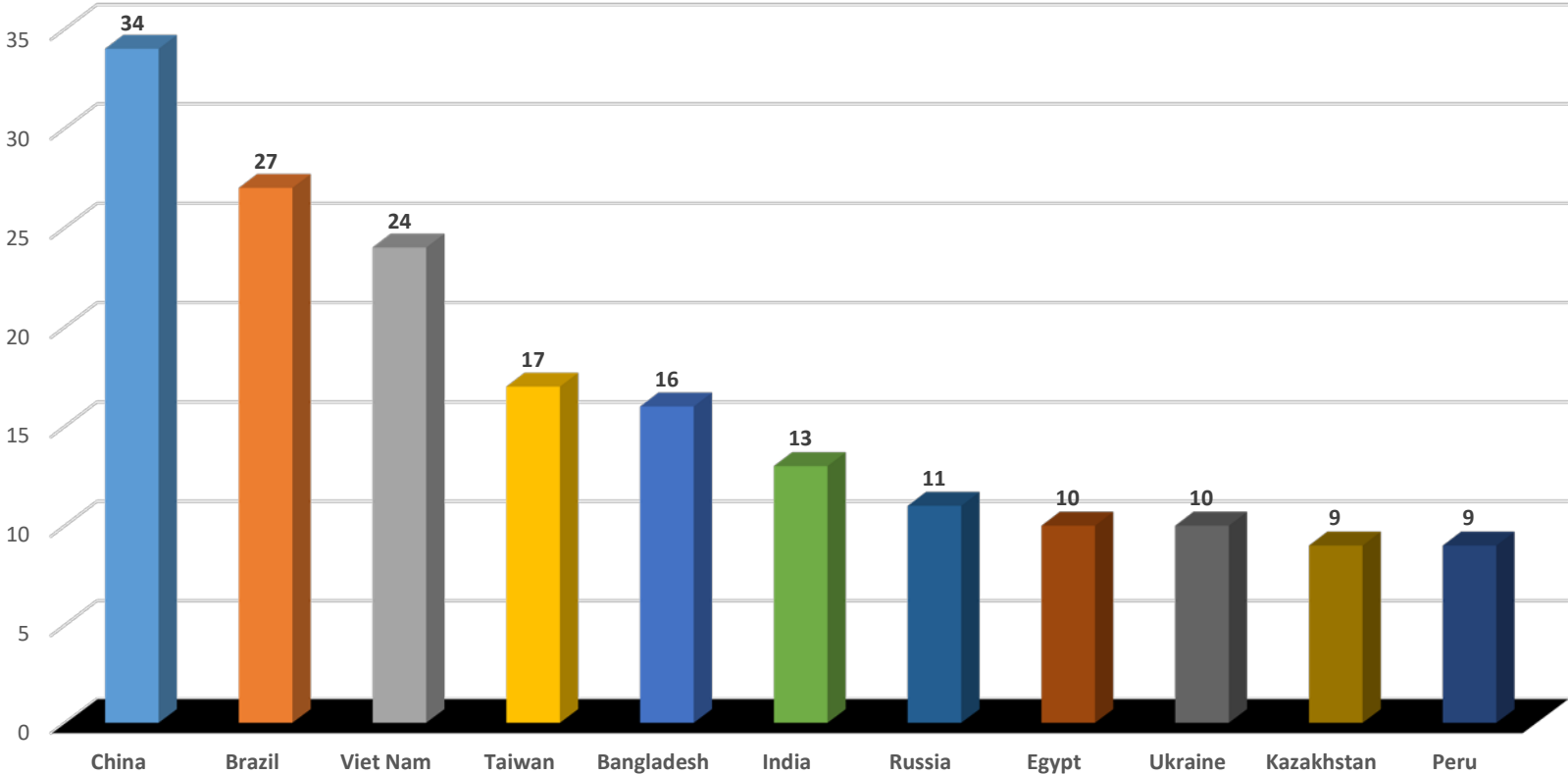
USF World
Office of International Services
Fall 2022

Top 10 Countries - Undergraduate Students



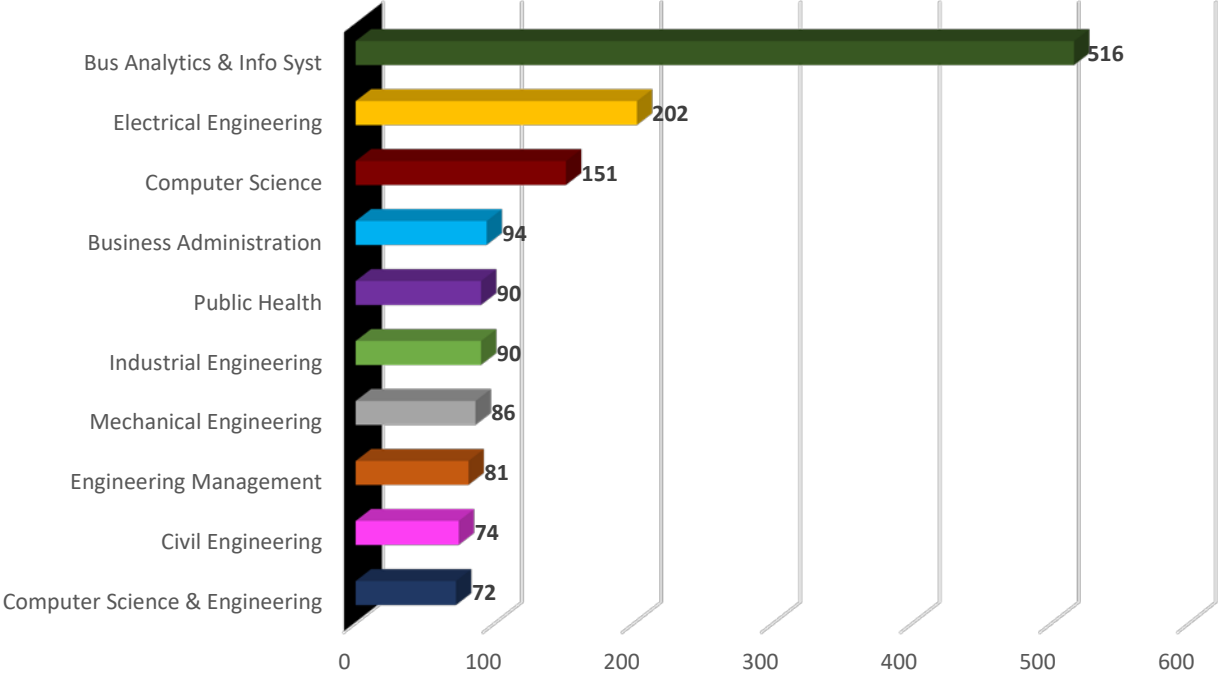
USF World
Office of International Services
Fall 2022

Top 10 Countries - Pathway Students



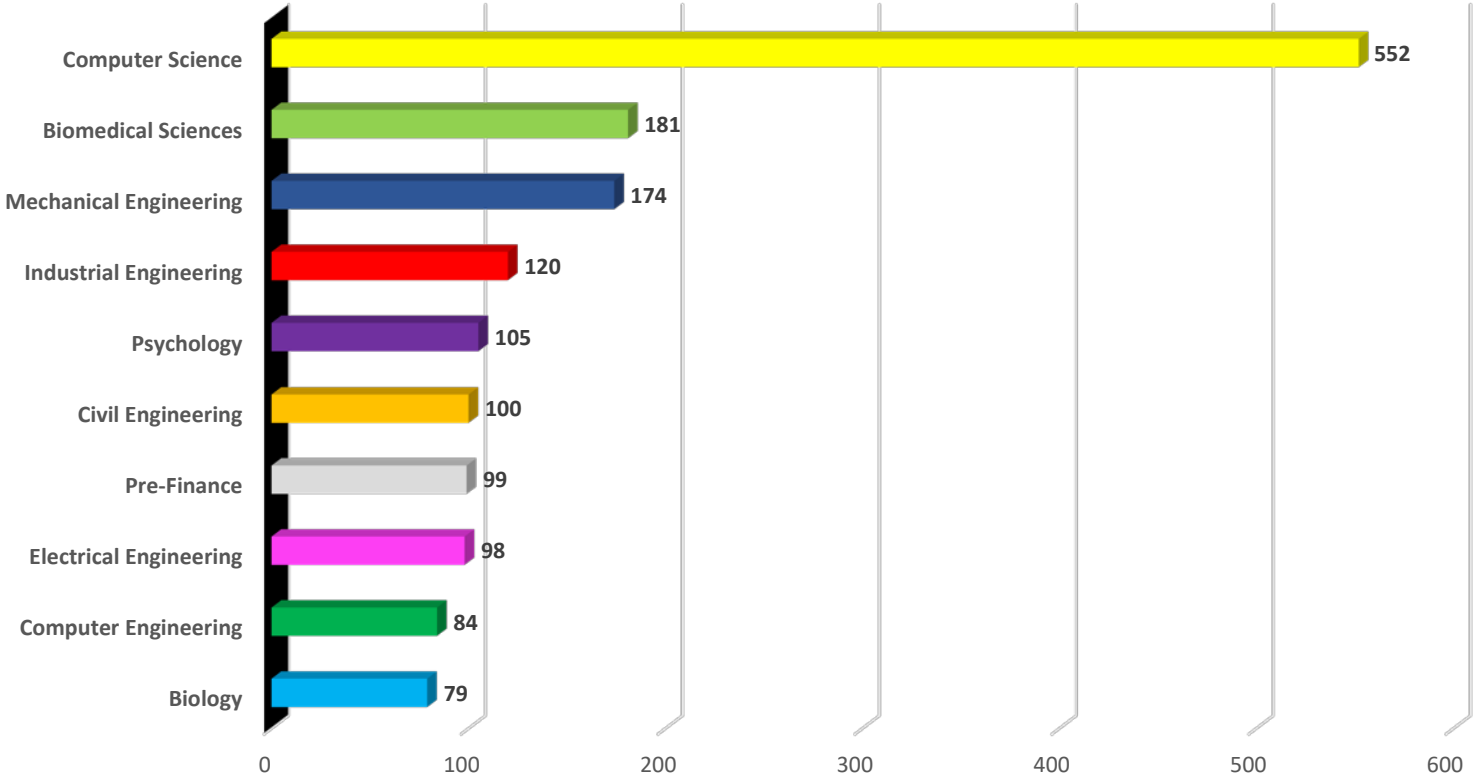
USF World
Office of International Services
Fall 2022

Top 10 Graduate Majors



USF World
Office of International Services
Fall 2022

Top 10 Majors - Undergraduate Students



Number of International Students Per Country (Alphabetical Order)

Country	# Per	% of Total
Albania	16	0.27%
Angola	5	0.09%
Antigua and Barbuda	4	0.07%
Argentina	21	0.36%
Armenia	3	0.05%
Aruba	2	0.03%
Australia	5	0.09%
Austria	2	0.03%
Azerbaijan	39	0.67%
Bahamas	60	1.03%
Bahrain	1	0.02%
Bangladesh	222	3.80%
Barbados	23	0.39%
Belarus	6	0.10%
Belgium	3	0.05%
Belize	25	0.43%
Benin	2	0.03%
Bermuda	4	0.07%
Bolivia	58	0.99%
Bosnia and Herzegovina	1	0.02%
Brazil	371	6.34%
Bulgaria	2	0.03%
Burkina Faso	1	0.02%
Cambodia	4	0.07%
Cameroon	7	0.12%
Canada	73	1.25%
Cayman Islands	20	0.34%
Chile	11	0.19%
China	360	6.16%
Colombia	169	2.89%
Congo (Brazzaville)	1	0.02%
Congo (Kinshasa)	5	0.09%
Costa Rica	14	0.24%
Croatia	1	0.02%
Croatia	1	0.02%
Cuba	1	0.02%

Curacao	2	0.03%
Cyprus	2	0.03%
Czech Republic	3	0.05%
Denmark	5	0.09%
Dominica	9	0.15%
Dominican Republic	6	0.10%
Ecuador	26	0.44%
Egypt	121	2.07%
El Salvador	15	0.26%
Eritrea	1	0.02%
Ethiopia	13	0.22%
Finland	2	0.03%
France	22	0.38%
Georgia	8	0.14%
Germany	21	0.36%
Ghana	22	0.38%
Greece	4	0.07%
Grenada	1	0.02%
Guatemala	11	0.19%
Guyana	3	0.05%
Haiti	21	0.36%
Honduras	41	0.70%
Hong Kong	2	0.03%
Hungary	1	0.02%
Iceland	1	0.02%
India	1560	26.68%
Indonesia	11	0.19%
Iran	49	0.84%
Iraq	2	0.03%
Ireland	2	0.03%
Israel	3	0.05%
Italy	30	0.51%
Jamaica	106	1.81%
Japan	54	0.92%
Jordan	14	0.24%
Kazakhstan	51	0.87%
Kenya	9	0.15%

Kosovo	1	0.02%
Kuwait	98	1.68%
Kyrgyzstan	32	0.55%
Latvia	1	0.02%
Lebanon	7	0.12%
Libya	6	0.10%
Lithuania	2	0.03%
Malawi	2	0.03%
Malaysia	9	0.15%
Mali	1	0.02%
Mauritius	1	0.02%
Mexico	61	1.04%
Moldova	3	0.05%
Mongolia	2	0.03%
Morocco	9	0.15%
Myanmar	15	0.26%
Nepal	45	0.77%
Netherlands	10	0.17%
New Zealand	1	0.02%
Nicaragua	7	0.12%
Nigeria	101	1.73%
Norway	5	0.09%
Oman	80	1.37%
Pakistan	136	2.33%
Palestine	7	0.12%
Panama	24	0.41%
Paraguay	2	0.03%
Peru	90	1.54%
Philippines	8	0.14%
Poland	7	0.12%
Portugal	8	0.14%
Qatar	3	0.05%
Romania	1	0.02%
Russia	81	1.39%
Rwanda	1	0.02%
Saint Kitts and Nevis	4	0.07%
Saint Lucia	2	0.03%

Saudi Arabia	104	1.78%
Serbia	4	0.07%
Singapore	2	0.03%
Sint Maarten	1	0.02%
Slovakia	1	0.02%
Slovenia	1	0.02%
South Africa	12	0.21%
South Korea	60	1.03%
Spain	56	0.96%
Sri Lanka	21	0.36%
Sudan	2	0.03%
Sweden	8	0.14%
Switzerland	5	0.09%
Syria	5	0.09%
Taiwan	53	0.91%
Tajikistan	1	0.02%
Tanzania	3	0.05%
Thailand	33	0.56%
Trinidad and Tobago	104	1.78%
Tunisia	3	0.05%
Turkey	49	0.84%
Turkmenistan	2	0.03%
Uganda	4	0.07%
Ukraine	43	0.74%
United Arab Emirates	3	0.05%
United Kingdom	45	0.77%
Uruguay	5	0.09%
Uzbekistan	79	1.35%
Venezuela	122	2.09%
Viet Nam	331	5.66%
Virgin Islands (Br)	4	0.07%
Yemen	5	0.09%
Zimbabwe	7	0.12%
Grand Total	5848	
Total Countries	143	

Number of International Students Per Country (Numerical Order)

Country	# Per	% of Total
India	1560	26.68%
Brazil	371	6.34%
China	360	6.16%
Viet Nam	331	5.66%
Bangladesh	222	3.80%
Colombia	169	2.89%
Pakistan	136	2.33%
Venezuela	122	2.09%
Egypt	121	2.07%
Jamaica	106	1.81%
Saudi Arabia	104	1.78%
Trinidad and Tobago	104	1.78%
Nigeria	101	1.73%
Kuwait	98	1.68%
Peru	90	1.54%
Russia	81	1.39%
Oman	80	1.37%
Uzbekistan	79	1.35%
Canada	73	1.25%
Mexico	61	1.04%
Bahamas	60	1.03%
South Korea	60	1.03%
Bolivia	58	0.99%
Spain	56	0.96%
Japan	54	0.92%
Taiwan	53	0.91%
Kazakhstan	51	0.87%
Iran	49	0.84%
Turkey	49	0.84%
Nepal	45	0.77%
United Kingdom	45	0.77%
Ukraine	43	0.74%
Honduras	41	0.70%
Azerbaijan	39	0.67%
Thailand	33	0.56%
Kyrgyzstan	32	0.55%

Italy	30	0.51%
Ecuador	26	0.44%
Belize	25	0.43%
Panama	24	0.41%
Barbados	23	0.39%
France	22	0.38%
Ghana	22	0.38%
Argentina	21	0.36%
Germany	21	0.36%
Haiti	21	0.36%
Sri Lanka	21	0.36%
Cayman Islands	20	0.34%
Albania	16	0.27%
El Salvador	15	0.26%
Myanmar	15	0.26%
Costa Rica	14	0.24%
Jordan	14	0.24%
Ethiopia	13	0.22%
South Africa	12	0.21%
Chile	11	0.19%
Guatemala	11	0.19%
Indonesia	11	0.19%
Netherlands	10	0.17%
Dominica	9	0.15%
Kenya	9	0.15%
Malaysia	9	0.15%
Morocco	9	0.15%
Georgia	8	0.14%
Philippines	8	0.14%
Portugal	8	0.14%
Sweden	8	0.14%
Cameroon	7	0.12%
Lebanon	7	0.12%
Nicaragua	7	0.12%
Palestine	7	0.12%
Poland	7	0.12%
Zimbabwe	7	0.12%

Belarus	6	0.10%
Dominican Republic	6	0.10%
Libya	6	0.10%
Angola	5	0.09%
Australia	5	0.09%
Congo (Kinshasa)	5	0.09%
Denmark	5	0.09%
Norway	5	0.09%
Switzerland	5	0.09%
Syria	5	0.09%
Uruguay	5	0.09%
Yemen	5	0.09%
Antigua and Barbuda	4	0.07%
Bermuda	4	0.07%
Cambodia	4	0.07%
Greece	4	0.07%
Saint Kitts and Nevis	4	0.07%
Serbia	4	0.07%
Uganda	4	0.07%
Virgin Islands (Br)	4	0.07%
Armenia	3	0.05%
Belgium	3	0.05%
Czech Republic	3	0.05%
Guyana	3	0.05%
Israel	3	0.05%
Moldova	3	0.05%
Qatar	3	0.05%
Tanzania	3	0.05%
Tunisia	3	0.05%
United Arab Emirates	3	0.05%
Aruba	2	0.03%
Austria	2	0.03%
Benin	2	0.03%
Bulgaria	2	0.03%
Curacao	2	0.03%
Cyprus	2	0.03%
Finland	2	0.03%

Hong Kong	2	0.03%
Iraq	2	0.03%
Ireland	2	0.03%
Lithuania	2	0.03%
Malawi	2	0.03%
Mongolia	2	0.03%
Paraguay	2	0.03%
Saint Lucia	2	0.03%
Singapore	2	0.03%
Sudan	2	0.03%
Turkmenistan	2	0.03%
Bahrain	1	0.02%
Bosnia and Herzegovina	1	0.02%
Burkina Faso	1	0.02%
Congo (Brazzaville)	1	0.02%
Croatia	1	0.02%
Croatia	1	0.02%
Cuba	1	0.02%
Eritrea	1	0.02%
Grenada	1	0.02%
Hungary	1	0.02%
Iceland	1	0.02%
Kosovo	1	0.02%
Latvia	1	0.02%
Mali	1	0.02%
Mauritius	1	0.02%
New Zealand	1	0.02%
Romania	1	0.02%
Rwanda	1	0.02%
Sint Maarten	1	0.02%
Slovakia	1	0.02%
Slovenia	1	0.02%
Tajikistan	1	0.02%
Grand Total	5848	
Total Countries	143	