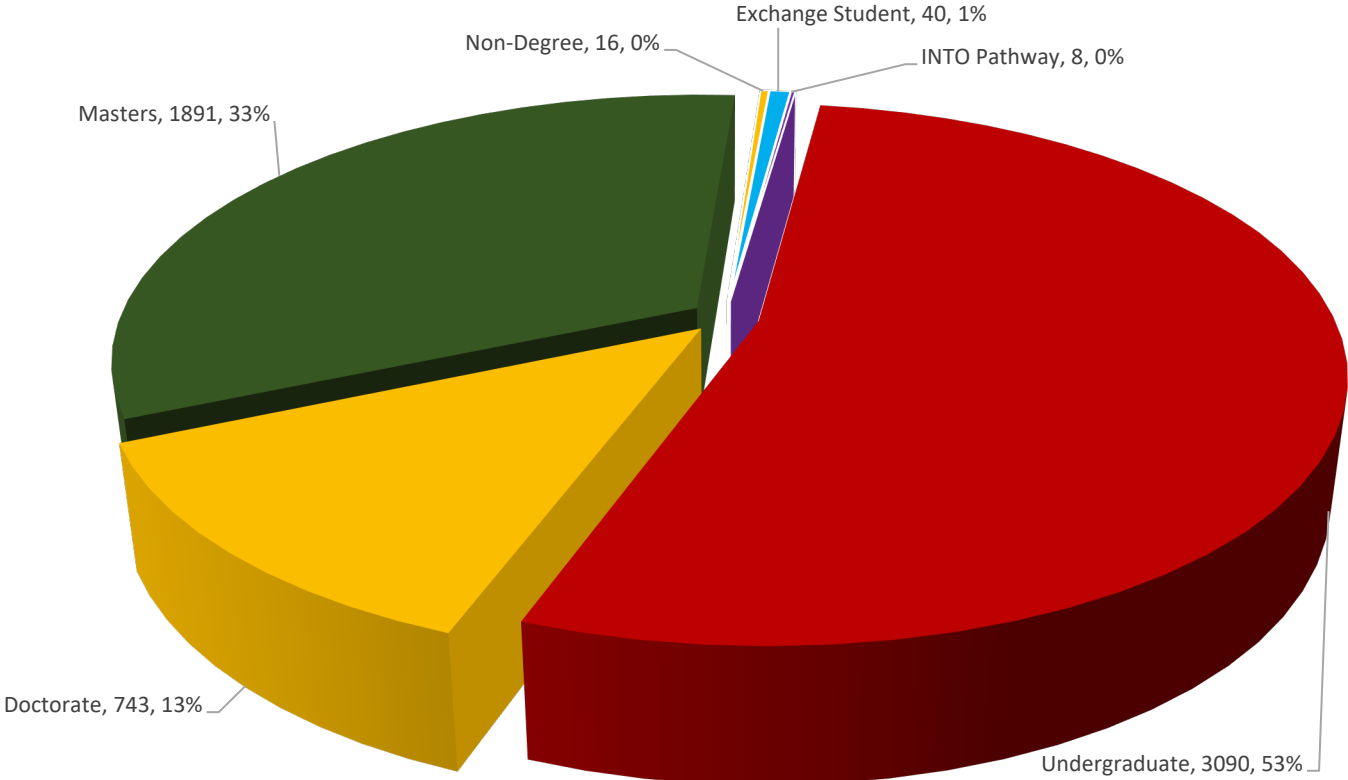


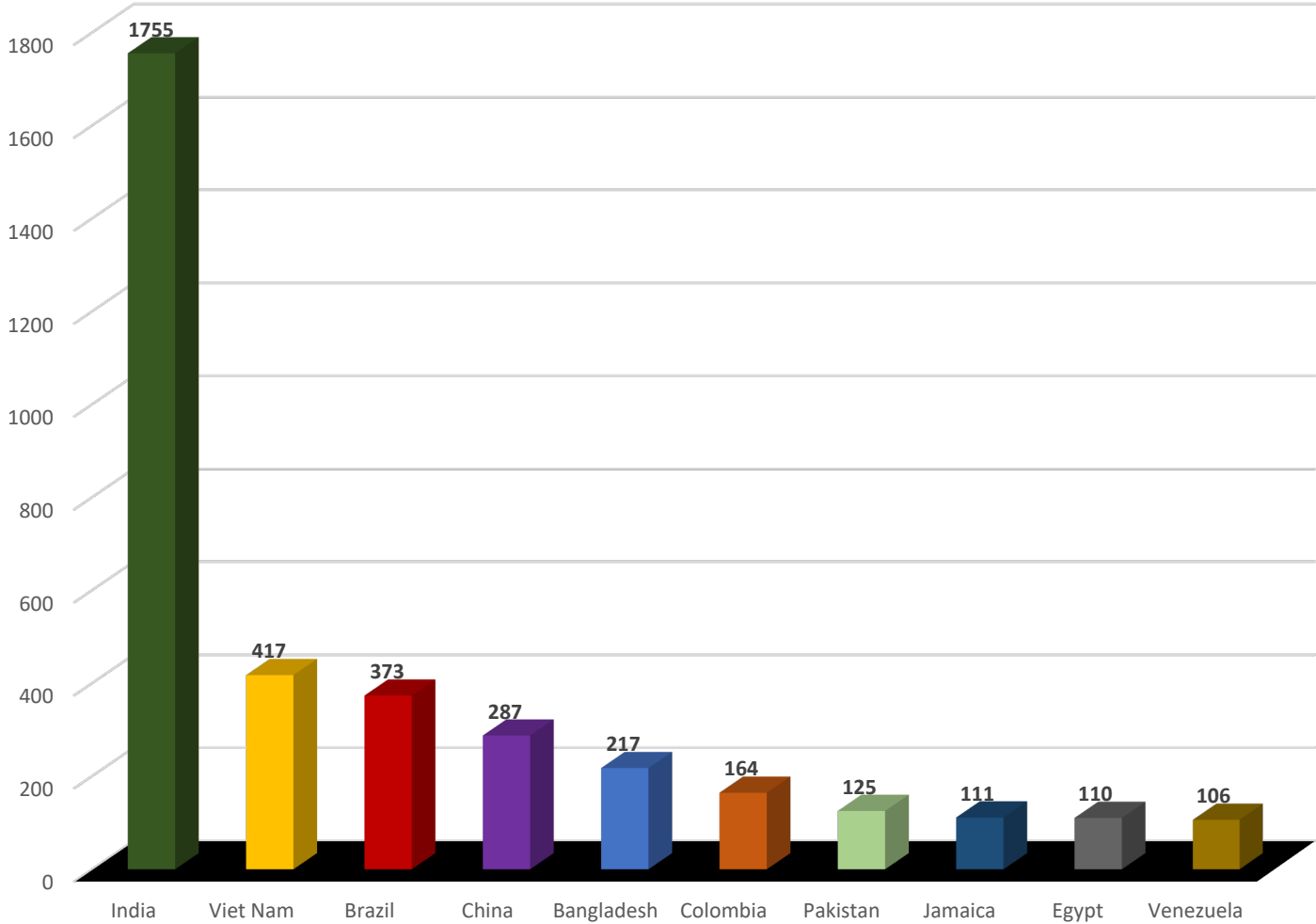
**USF World**  
Office of International Services  
**Fall 2023**

USF International Students Per Academic Level



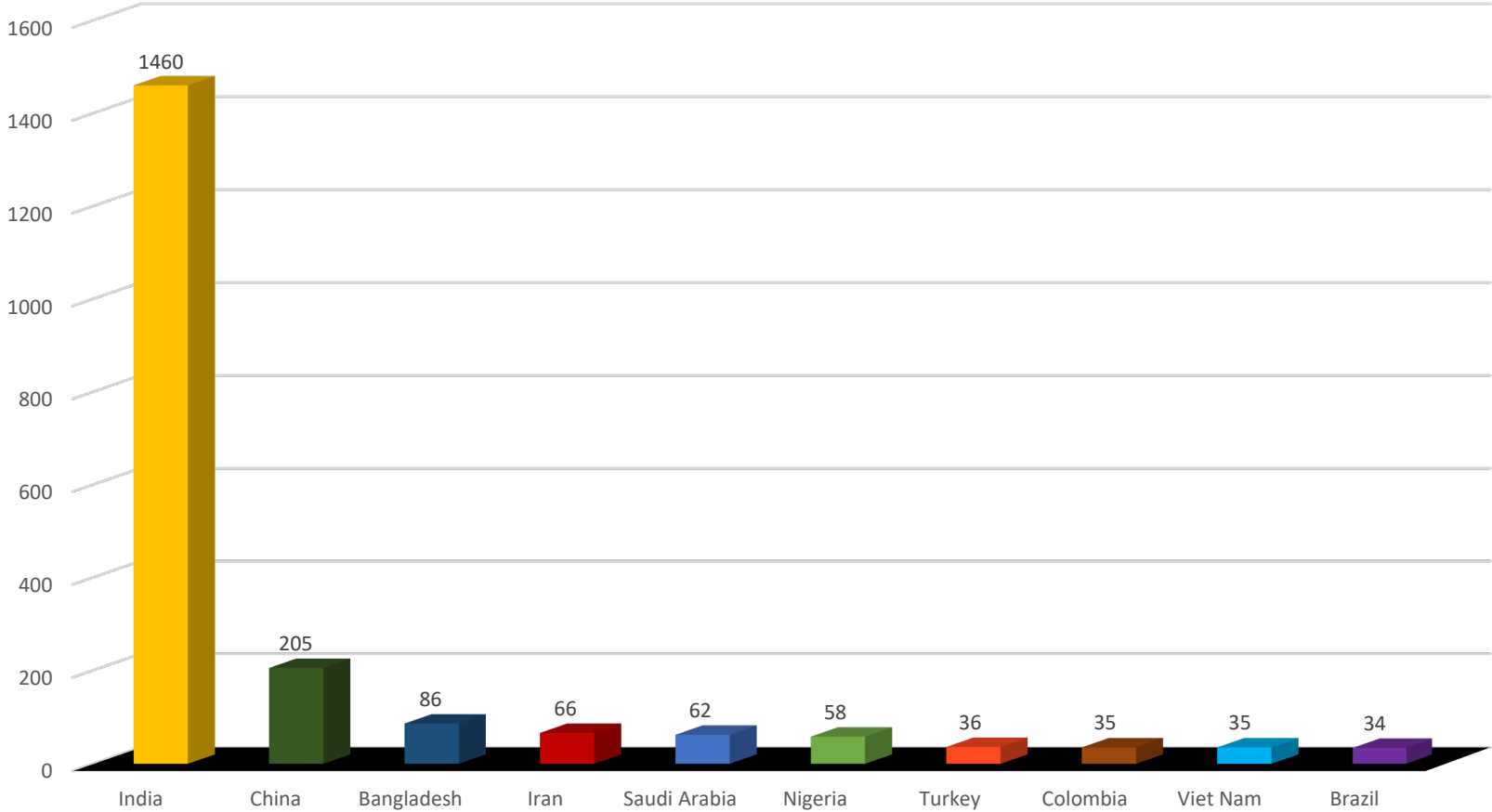
**USF World**  
Office of International Services  
**Fall 2023**

Top 10 Countries



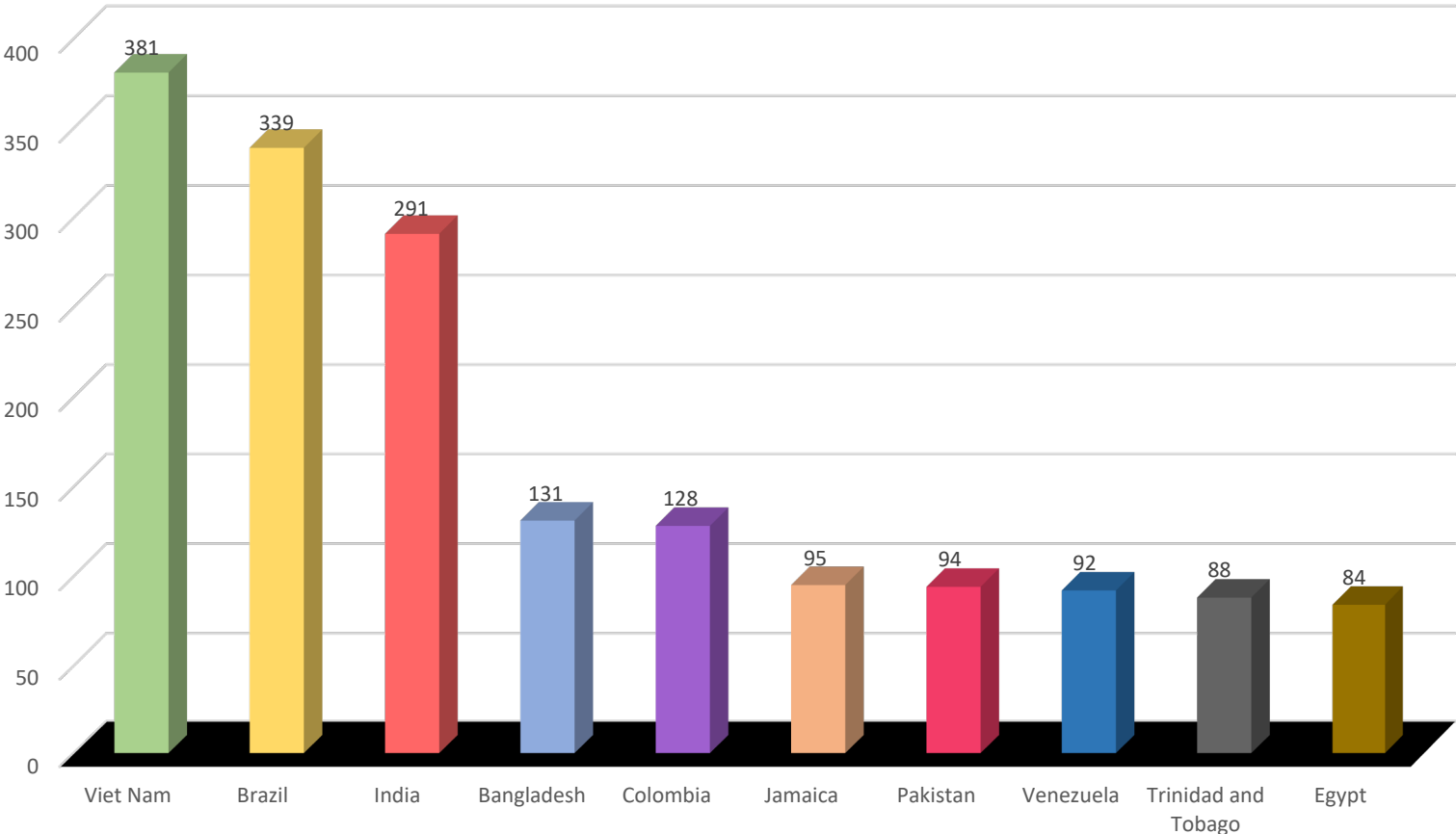
**USF World**  
Office of International Services  
**Fall 2023**

Top 10 Countries - Graduate Students



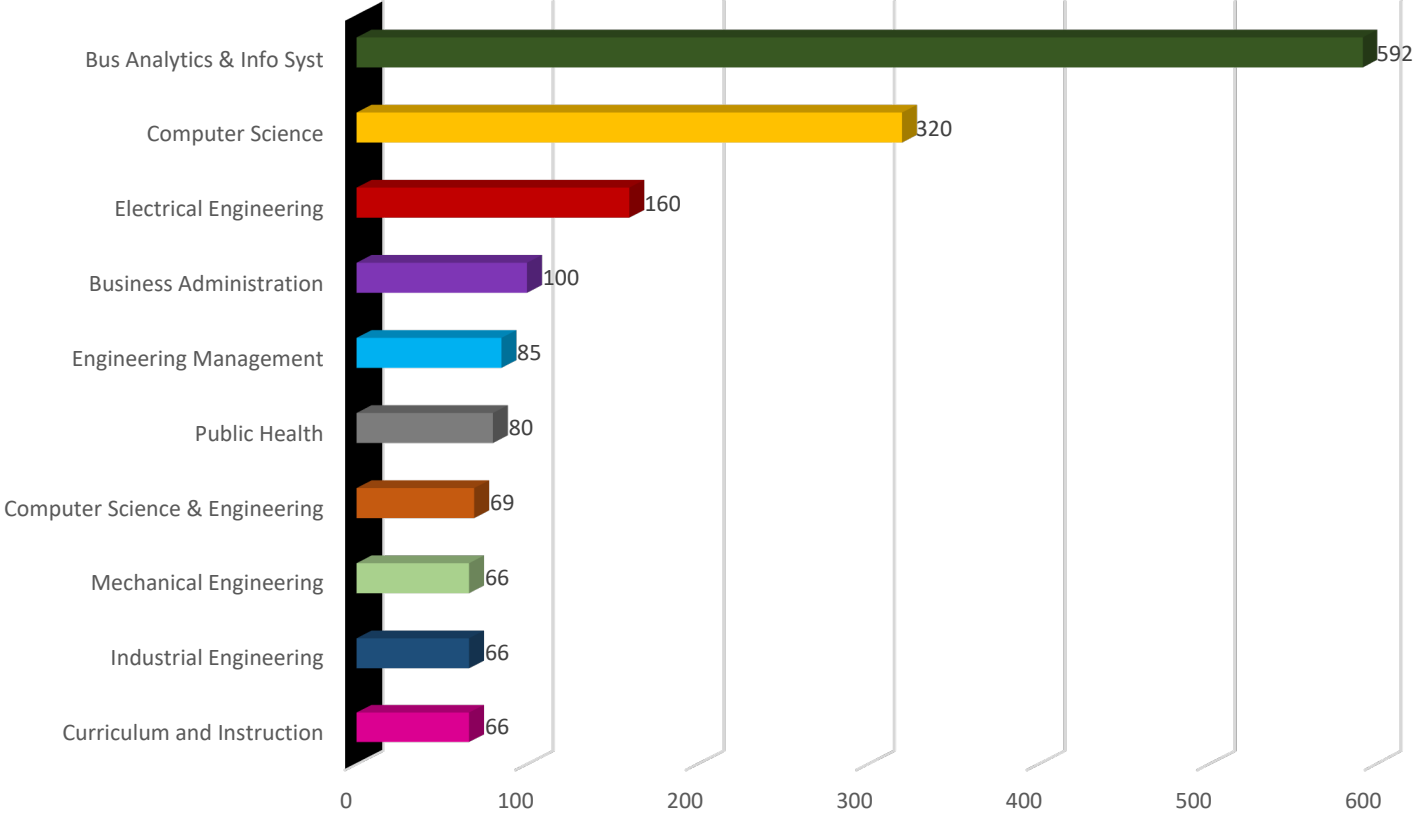
**USF World**  
Office of International Services  
**Fall 2023**

Top 10 Countries - Undergraduate Students



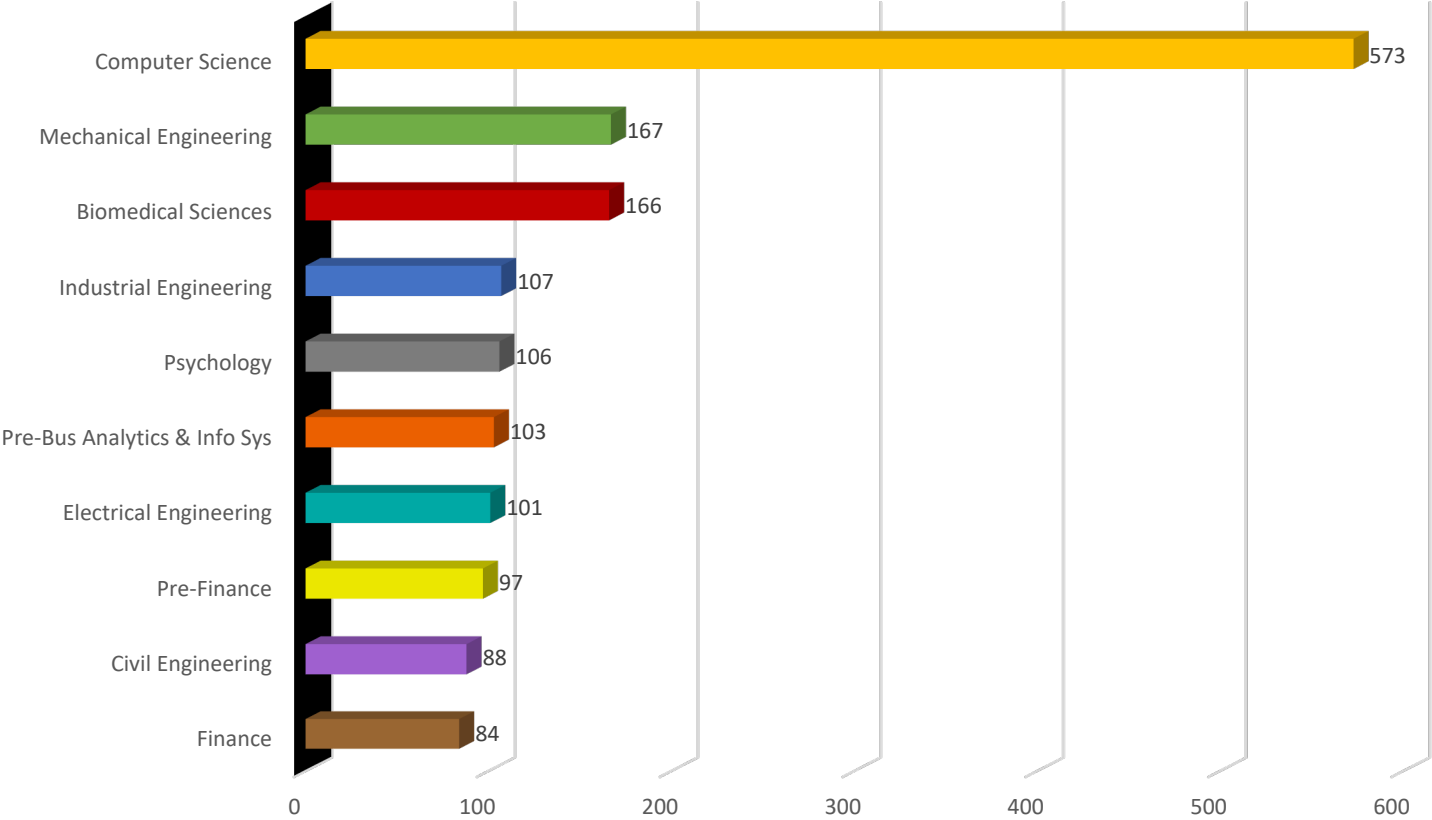
**USF World**  
**Office of International Services**  
**Fall 2023**

Top 10 Graduate Majors



**USF World**  
Office of International Services  
**Fall 2023**

Top 10 Undergraduate Majors



## Number of International Students Per Country (Alphabetical Order)

| Country                | #Per | % of Total |
|------------------------|------|------------|
| Albania                | 16   | 0.28%      |
| Angola                 | 3    | 0.05%      |
| Antigua and Barbuda    | 2    | 0.03%      |
| Argentina              | 17   | 0.29%      |
| Armenia                | 3    | 0.05%      |
| Aruba                  | 3    | 0.05%      |
| Australia              | 7    | 0.12%      |
| Austria                | 2    | 0.03%      |
| Azerbaijan             | 41   | 0.71%      |
| Bahamas                | 52   | 0.90%      |
| Bahrain                | 1    | 0.02%      |
| Bangladesh             | 217  | 3.75%      |
| Barbados               | 16   | 0.28%      |
| Belarus                | 7    | 0.12%      |
| Belgium                | 2    | 0.03%      |
| Belize                 | 18   | 0.31%      |
| Benin                  | 1    | 0.02%      |
| Bermuda                | 3    | 0.05%      |
| Bolivia                | 43   | 0.74%      |
| Bosnia and Herzegovina | 1    | 0.02%      |
| Brazil                 | 373  | 6.44%      |
| Bulgaria               | 1    | 0.02%      |
| Burkina Faso           | 1    | 0.02%      |
| Cambodia               | 6    | 0.10%      |
| Cameroon               | 5    | 0.09%      |
| Canada                 | 54   | 0.93%      |
| Cayman Islands         | 19   | 0.33%      |
| Chile                  | 9    | 0.16%      |
| China                  | 287  | 4.96%      |
| Colombia               | 164  | 2.83%      |
| Congo (Brazzaville)    | 1    | 0.02%      |
| Congo (Kinshasa)       | 6    | 0.10%      |
| Costa Rica             | 9    | 0.16%      |
| Croatia                | 1    | 0.02%      |
| Croatia                | 1    | 0.02%      |
| Curacao                | 2    | 0.03%      |
| Cyprus                 | 2    | 0.03%      |

|                    |      |        |
|--------------------|------|--------|
| Czech Republic     | 2    | 0.03%  |
| Denmark            | 4    | 0.07%  |
| Dominica           | 6    | 0.10%  |
| Dominican Republic | 2    | 0.03%  |
| Ecuador            | 23   | 0.40%  |
| Egypt              | 110  | 1.90%  |
| El Salvador        | 12   | 0.21%  |
| Ethiopia           | 12   | 0.21%  |
| Finland            | 1    | 0.02%  |
| France             | 22   | 0.38%  |
| Georgia            | 7    | 0.12%  |
| Germany            | 25   | 0.43%  |
| Ghana              | 32   | 0.55%  |
| Greece             | 4    | 0.07%  |
| Guatemala          | 10   | 0.17%  |
| Guyana             | 2    | 0.03%  |
| Haiti              | 21   | 0.36%  |
| Honduras           | 45   | 0.78%  |
| Hong Kong          | 2    | 0.03%  |
| Hungary            | 3    | 0.05%  |
| Iceland            | 2    | 0.03%  |
| India              | 1755 | 30.32% |
| Indonesia          | 5    | 0.09%  |
| Iran               | 68   | 1.17%  |
| Iraq               | 1    | 0.02%  |
| Ireland            | 1    | 0.02%  |
| Israel             | 4    | 0.07%  |
| Italy              | 27   | 0.47%  |
| Ivory Coast        | 1    | 0.02%  |
| Jamaica            | 111  | 1.92%  |
| Japan              | 32   | 0.55%  |
| Jordan             | 17   | 0.29%  |
| Kazakhstan         | 67   | 1.16%  |
| Kenya              | 14   | 0.24%  |
| Kosovo             | 1    | 0.02%  |
| Kuwait             | 86   | 1.49%  |
| Kyrgyzstan         | 26   | 0.45%  |
| Lebanon            | 7    | 0.12%  |
| Libya              | 7    | 0.12%  |

|                       |     |       |
|-----------------------|-----|-------|
| Lithuania             | 1   | 0.02% |
| Madagascar            | 1   | 0.02% |
| Malawi                | 2   | 0.03% |
| Malaysia              | 6   | 0.10% |
| Mali                  | 1   | 0.02% |
| Mauritius             | 1   | 0.02% |
| Mexico                | 53  | 0.92% |
| Moldova               | 2   | 0.03% |
| Moldova,              | 1   | 0.02% |
| Mongolia              | 1   | 0.02% |
| Morocco               | 10  | 0.17% |
| Myanmar               | 12  | 0.21% |
| Nepal                 | 43  | 0.74% |
| Netherlands           | 7   | 0.12% |
| New Zealand           | 1   | 0.02% |
| Nicaragua             | 6   | 0.10% |
| Nigeria               | 90  | 1.55% |
| Norway                | 3   | 0.05% |
| Oman                  | 43  | 0.74% |
| Pakistan              | 125 | 2.16% |
| Palestine             | 4   | 0.07% |
| Panama                | 22  | 0.38% |
| Paraguay              | 2   | 0.03% |
| Peru                  | 84  | 1.45% |
| Philippines           | 5   | 0.09% |
| Poland                | 5   | 0.09% |
| Portugal              | 8   | 0.14% |
| Qatar                 | 1   | 0.02% |
| Romania               | 1   | 0.02% |
| Russia                | 67  | 1.16% |
| Rwanda                | 1   | 0.02% |
| Saint Kitts and Nevis | 3   | 0.05% |
| Saint Lucia           | 3   | 0.05% |
| Saudi Arabia          | 91  | 1.57% |
| Serbia                | 4   | 0.07% |
| Singapore             | 2   | 0.03% |
| Sint Maarten          | 1   | 0.02% |
| Slovakia              | 1   | 0.02% |
| Slovenia              | 1   | 0.02% |

|                          |      |       |
|--------------------------|------|-------|
| South Africa             | 11   | 0.19% |
| South Korea              | 62   | 1.07% |
| Spain                    | 62   | 1.07% |
| Sri Lanka                | 21   | 0.36% |
| Sudan                    | 2    | 0.03% |
| Sweden                   | 10   | 0.17% |
| Switzerland              | 5    | 0.09% |
| Syria                    | 3    | 0.05% |
| Taiwan                   | 37   | 0.64% |
| Tanzania                 | 1    | 0.02% |
| Thailand                 | 24   | 0.41% |
| Trinidad and Tobago      | 97   | 1.68% |
| Tunisia                  | 1    | 0.02% |
| Turkey                   | 58   | 1.00% |
| Turkmenistan             | 2    | 0.03% |
| Uganda                   | 3    | 0.05% |
| Ukraine                  | 39   | 0.67% |
| United Arab Emirates     | 3    | 0.05% |
| United Kingdom           | 44   | 0.76% |
| Uruguay                  | 4    | 0.07% |
| Uzbekistan               | 76   | 1.31% |
| Venezuela                | 106  | 1.83% |
| Viet Nam                 | 417  | 7.20% |
| Virgin Islands (British) | 3    | 0.05% |
| Yemen                    | 3    | 0.05% |
| Zimbabwe                 | 6    | 0.10% |
| Grand Total              | 5788 |       |
| Total Countries          | 141  |       |

## Number of International Students Per Country (Numerical Order)

| Country             | #Per | % of Total |
|---------------------|------|------------|
| India               | 1755 | 30.32%     |
| Viet Nam            | 417  | 7.20%      |
| Brazil              | 373  | 6.44%      |
| China               | 287  | 4.96%      |
| Bangladesh          | 217  | 3.75%      |
| Colombia            | 164  | 2.83%      |
| Pakistan            | 125  | 2.16%      |
| Jamaica             | 111  | 1.92%      |
| Egypt               | 110  | 1.90%      |
| Venezuela           | 106  | 1.83%      |
| Trinidad and Tobago | 97   | 1.68%      |
| Saudi Arabia        | 91   | 1.57%      |
| Nigeria             | 90   | 1.55%      |
| Kuwait              | 86   | 1.49%      |
| Peru                | 84   | 1.45%      |
| Uzbekistan          | 76   | 1.31%      |
| Iran                | 68   | 1.17%      |
| Kazakhstan          | 67   | 1.16%      |
| Russia              | 67   | 1.16%      |
| South Korea         | 62   | 1.07%      |
| Spain               | 62   | 1.07%      |
| Turkey              | 58   | 1.00%      |
| Canada              | 54   | 0.93%      |
| Mexico              | 53   | 0.92%      |
| Bahamas             | 52   | 0.90%      |
| Honduras            | 45   | 0.78%      |
| United Kingdom      | 44   | 0.76%      |
| Bolivia             | 43   | 0.74%      |
| Nepal               | 43   | 0.74%      |
| Oman                | 43   | 0.74%      |
| Azerbaijan          | 41   | 0.71%      |
| Ukraine             | 39   | 0.67%      |
| Taiwan              | 37   | 0.64%      |
| Ghana               | 32   | 0.55%      |
| Japan               | 32   | 0.55%      |
| Italy               | 27   | 0.47%      |
| Kyrgyzstan          | 26   | 0.45%      |

|                  |    |       |
|------------------|----|-------|
| Germany          | 25 | 0.43% |
| Thailand         | 24 | 0.41% |
| Ecuador          | 23 | 0.40% |
| France           | 22 | 0.38% |
| Panama           | 22 | 0.38% |
| Haiti            | 21 | 0.36% |
| Sri Lanka        | 21 | 0.36% |
| Cayman Islands   | 19 | 0.33% |
| Belize           | 18 | 0.31% |
| Argentina        | 17 | 0.29% |
| Jordan           | 17 | 0.29% |
| Albania          | 16 | 0.28% |
| Barbados         | 16 | 0.28% |
| Kenya            | 14 | 0.24% |
| El Salvador      | 12 | 0.21% |
| Ethiopia         | 12 | 0.21% |
| Myanmar          | 12 | 0.21% |
| South Africa     | 11 | 0.19% |
| Guatemala        | 10 | 0.17% |
| Morocco          | 10 | 0.17% |
| Sweden           | 10 | 0.17% |
| Chile            | 9  | 0.16% |
| Costa Rica       | 9  | 0.16% |
| Portugal         | 8  | 0.14% |
| Australia        | 7  | 0.12% |
| Belarus          | 7  | 0.12% |
| Georgia          | 7  | 0.12% |
| Lebanon          | 7  | 0.12% |
| Libya            | 7  | 0.12% |
| Netherlands      | 7  | 0.12% |
| Cambodia         | 6  | 0.10% |
| Congo (Kinshasa) | 6  | 0.10% |
| Dominica         | 6  | 0.10% |
| Malaysia         | 6  | 0.10% |
| Nicaragua        | 6  | 0.10% |
| Zimbabwe         | 6  | 0.10% |
| Cameroon         | 5  | 0.09% |
| Indonesia        | 5  | 0.09% |

|                          |   |       |
|--------------------------|---|-------|
| Philippines              | 5 | 0.09% |
| Poland                   | 5 | 0.09% |
| Switzerland              | 5 | 0.09% |
| Denmark                  | 4 | 0.07% |
| Greece                   | 4 | 0.07% |
| Israel                   | 4 | 0.07% |
| Palestine                | 4 | 0.07% |
| Serbia                   | 4 | 0.07% |
| Uruguay                  | 4 | 0.07% |
| Angola                   | 3 | 0.05% |
| Armenia                  | 3 | 0.05% |
| Aruba                    | 3 | 0.05% |
| Bermuda                  | 3 | 0.05% |
| Hungary                  | 3 | 0.05% |
| Norway                   | 3 | 0.05% |
| Saint Kitts and Nevis    | 3 | 0.05% |
| Saint Lucia              | 3 | 0.05% |
| Syria                    | 3 | 0.05% |
| Uganda                   | 3 | 0.05% |
| United Arab Emirates     | 3 | 0.05% |
| Virgin Islands (British) | 3 | 0.05% |
| Yemen                    | 3 | 0.05% |
| Antigua and Barbuda      | 2 | 0.03% |
| Austria                  | 2 | 0.03% |
| Belgium                  | 2 | 0.03% |
| Curacao                  | 2 | 0.03% |
| Cyprus                   | 2 | 0.03% |
| Czech Republic           | 2 | 0.03% |
| Dominican Republic       | 2 | 0.03% |
| Guyana                   | 2 | 0.03% |
| Hong Kong                | 2 | 0.03% |
| Iceland                  | 2 | 0.03% |
| Malawi                   | 2 | 0.03% |
| Moldova                  | 2 | 0.03% |
| Paraguay                 | 2 | 0.03% |
| Singapore                | 2 | 0.03% |
| Sudan                    | 2 | 0.03% |

|                        |      |       |
|------------------------|------|-------|
| Turkmenistan           | 2    | 0.03% |
| Bahrain                | 1    | 0.02% |
| Benin                  | 1    | 0.02% |
| Bosnia and Herzegovina | 1    | 0.02% |
| Bulgaria               | 1    | 0.02% |
| Burkina Faso           | 1    | 0.02% |
| Congo (Brazzaville)    | 1    | 0.02% |
| Croatia                | 1    | 0.02% |
| Croatia                | 1    | 0.02% |
| Finland                | 1    | 0.02% |
| Iraq                   | 1    | 0.02% |
| Ireland                | 1    | 0.02% |
| Ivory Coast            | 1    | 0.02% |
| Kosovo                 | 1    | 0.02% |
| Lithuania              | 1    | 0.02% |
| Madagascar             | 1    | 0.02% |
| Mali                   | 1    | 0.02% |
| Mauritius              | 1    | 0.02% |
| Moldova,               | 1    | 0.02% |
| Mongolia               | 1    | 0.02% |
| New Zealand            | 1    | 0.02% |
| Qatar                  | 1    | 0.02% |
| Romania                | 1    | 0.02% |
| Rwanda                 | 1    | 0.02% |
| Sint Maarten           | 1    | 0.02% |
| Slovakia               | 1    | 0.02% |
| Slovenia               | 1    | 0.02% |
| Tanzania               | 1    | 0.02% |
| Tunisia                | 1    | 0.02% |
| Grand Total            | 5788 |       |
| Total Countries        | 141  |       |