

Finance 2014-15

Institution: University of South Florida-Sarasota-Manatee (451671)

User ID: P4516716

**Overview**

**Finance Overview**

**Purpose**

The purpose of the IPEDS Finance component is to collect basic financial information from items associated with the institution's General Purpose Financial Statements.

There are changes made to the 2014-15 Finance data collection from the 2013-14 collection. The finance form for private for-profit schools have been revised to make it more comparable with the finance public and private not-for-profit forms.

**Resources:**

To download the survey materials for this component: [Survey Materials](#)

To access your prior year data submission for this component: [Reported Data](#)

If you have questions about completing this survey, please contact the **IPEDS Help Desk at 1-877-225-2568**.

Institution: University of South Florida-Sarasota-Manatee (451671)

User ID: P4516716

**Finance - Public institutions**

**Reporting Standard**

**Please indicate which reporting standards are used to prepare your financial statements:**

- |                                  |   |
|----------------------------------|---|
| <input checked="" type="radio"/> | GASB (Governmental Accounting Standards Board), using standards of GASB 34 & 35 |
| <input type="radio"/>            | FASB (Financial Accounting Standards Board)                                     |

**Please consult your business officer for the correct response before saving this screen.** Your response to this question will determine the forms you will receive for reporting finance data.

**Finance - Public institutions**

**General Information**  
**GASB-Reporting Institutions (aligned form)**

To the extent possible, the finance data requested in this report should be provided from your institution's audited General Purpose Financial Statements (GPFS). Please refer to the instructions specific to each screen of the survey for details and references.

**1. Fiscal Year Calendar**

**This report covers financial activities for the 12-month fiscal year:** (The fiscal year reported should be the most recent fiscal year ending before October 1, 2014.)

Beginning: month/year (MMYYYY)	Month: <input type="text" value="7"/>	Year: <input type="text" value="2013"/>
And ending: month/year (MMYYYY)	Month: <input type="text" value="6"/>	Year: <input type="text" value="2014"/>

**2. Audit Opinion**

Did your institution receive an unqualified opinion on its General Purpose Financial Statements from your auditor for the fiscal year noted above? (If your institution is audited only in combination with another entity, answer this question based on the audit of that entity.)

<input checked="" type="radio"/> Unqualified	<input type="radio"/> Qualified (Explain in box below)	<input type="radio"/> Don't know (Explain in box below)
--	---	--

**3. Reporting Model**

GASB Statement No. 34 offers three alternative reporting models for special-purpose governments like colleges and universities. Which model is used by your institution?

<input checked="" type="radio"/> Business Type Activities
<input type="radio"/> Governmental Activities
<input type="radio"/> Governmental Activities with Business-Type Activities

**4. Intercollegiate Athletics**

If your institution participates in intercollegiate athletics, are the expenses accounted for as auxiliary enterprises or treated as student services?

<input type="radio"/> Auxiliary enterprises
<input type="radio"/> Student services
<input checked="" type="radio"/> Does not participate in intercollegiate athletics
<input type="radio"/> Other (specify in box below)

**5. Endowment Assets**

Does this institution or any of its foundations or other affiliated organizations own endowment assets ?

<input checked="" type="radio"/> Yes - (report endowment assets)
<input type="radio"/> No

**You may use the space below to provide context for the data you've reported above.**

Institution: University of South Florida-Sarasota-Manatee (451671)

User ID: P4516716

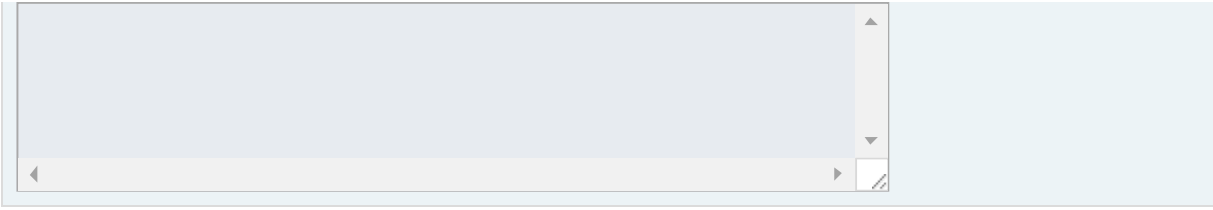
**Part A - Statement of Financial Position**

Fiscal Year: July 1, 2013 - June 30, 2014

If your institution is a parent institution then the amounts reported in Parts A and D should include ALL of your child institutions

Line no.		Current year amount	Prior year amount
	<u>Current Assets</u>		
01	Total <u>current assets</u>	20,745,590	18,484,392
	<u>Noncurrent Assets</u>		
31	Depreciable <u>capital assets</u> , net of depreciation	26,740,849	27,628,149
04	Other noncurrent assets CV=[A05-A31]	1,414,835	2,076,355
05	Total noncurrent assets	28,155,684	29,704,504
06	Total assets CV=(A01+A05)	48,901,274	48,188,896
	<u>Current Liabilities</u>		
07	<u>Long-term debt, current portion</u>	0	77,358
08	Other <u>current liabilities</u> CV=(A09-A07)	986,624	695,597
09	Total current liabilities	986,624	772,955
	<u>Noncurrent Liabilities</u>		
10	<u>Long-term debt</u>	0	2,210,331
11	Other noncurrent liabilities CV=(A12-A10)	2,788,041	0
12	Total noncurrent liabilities	2,788,041	2,210,331
13	Total liabilities CV=(A09+A12)	3,774,665	2,983,286
	<u>Net Assets</u>		
14	<u>Invested in capital assets, net of related debt</u>	27,584,386	28,204,517
15	<u>Restricted-expendable</u>	3,833,996	3,783,795
16	<u>Restricted-nonexpendable</u>	0	0
17	<u>Unrestricted</u> CV=[A18-(A14+A15+A16)]	13,708,227	13,217,298
18	Total net assets CV=(A06-A13)	45,126,609	45,205,610

You may use the space below to provide context for the data you've reported above.



**Part A - Statement of Financial Position (Page 2)**

Fiscal Year: July 1, 2013 - June 30, 2014

Line No.	Description	Ending balance	Prior year Ending balance
<b>Capital Assets</b>			
21	<u>Land and land improvements</u>	510,368	510,368
22	<u>Infrastructure</u>	2,828,198	2,828,198
23	<u>Buildings</u>	29,751,341	29,751,341
32	Equipment, including art and <u>library collections</u>	1,636,370	1,476,852
27	<u>Construction in progress</u>	267,169	0
	<b>Total for Plant, Property and Equipment CV = (A21+ .. A27)</b>	34,993,446	34,566,759
28	<u>Accumulated depreciation</u>	7,409,060	6,362,242
33	Intangible assets, net of accumulated amortization	0	0
34	Other capital assets	0	0

You may use the space below to provide context for the data you've reported above.

Institution: University of South Florida-Sarasota-Manatee (451671)

User ID: P4516716

**Part E - Scholarships and Fellowships**

Fiscal Year: July 1, 2013 - June 30, 2014

**DO NOT REPORT FEDERAL DIRECT STUDENT LOANS (FDSL) ANYWHERE IN THIS SECTION**

Line No.	Scholarships and Fellowships	Current year amount	Prior year amount
01	<u>Pell grants</u> (federal)	2,781,318	2,725,344
02	<u>Other federal grants</u> (Do NOT include FDSL amounts)	3,700	3,500
03	<u>Grants by state government</u>	734,768	579,260
04	<u>Grants by local government</u>	0	0
05	<u>Institutional grants from restricted resources</u>	921,825	611,433
06	<u>Institutional grants from unrestricted resources</u> CV=[E07-(E01+...+E05)]	670,914	619,876
07	Total gross scholarships and fellowships	5,112,525	4,539,413
	<u>Discounts and Allowances</u>		
08	<u>Discounts and allowances</u> applied to tuition and fees	2,036,837	1,732,667
09	<u>Discounts and allowances</u> applied to sales and services of auxiliary enterprises	0	0
10	Total discounts and allowances CV=(E08+E09)	2,036,837	1,732,667
11	Net scholarships and fellowships expenses after deducting discounts and allowances CV= (E07-E10) This amount will be carried forward to C10 of the expense section.	3,075,688	2,806,746

You may use the space below to provide context for the data you've reported above.

Institution: University of South Florida-Sarasota-Manatee (451671)

User ID: P4516716

**Part B - Revenues and Other Additions**

Fiscal Year: July 1, 2013 - June 30, 2014

Line No.	Source of Funds	Current year amount	Prior year amount
	<b>Operating Revenues</b>		
01	<u>Tuition and fees</u> , after deducting <u>discounts &amp; allowances</u>	8,870,276	8,718,800
	Grants and contracts - operating		
02	Federal operating grants and contracts	5,629	14,945
03	State operating grants and contracts	75	0
04	Local government/private operating grants and contracts	807,122	253,020
	04a Local government operating grants and contracts	0	0
	04b Private operating grants and contracts	807,122	253,020
05	Sales and services of <u>auxiliary enterprises</u> , after deducting <u>discounts and allowances</u>	363,879	376,999
06	Sales and services of hospitals, after deducting <u>patient contractual allowances</u>	0	0
26	<u>Sales and services of educational activities</u>	0	0
07	<u>Independent operations</u>	0	0
08	Other sources - operating <b>CV=[B09-(B01+ ....+B07)]</b>	1,228	2,890
09	Total operating revenues	10,048,209	9,366,654



Institution: University of South Florida-Sarasota-Manatee (451671)

User ID: P4516716

**Part B - Revenues and Other Additions**

Fiscal Year: July 1, 2013 - June 30, 2014

Line No.	Source of funds	Current year amount	Prior year amount
	<b><u>Nonoperating Revenues</u></b>		
10	Federal <u>appropriations</u>	0	0
11	State <u>appropriations</u>	13,276,534	10,181,873
12	<u>Local appropriations, education district taxes, and similar support</u>	0	0
	Grants-nonoperating		
13	Federal nonoperating grants <b>Do NOT include Federal Direct Student Loans</b>	2,785,018	2,728,844
14	State nonoperating grants	734,768	579,260
15	Local government nonoperating grants	0	0
16	<u>Gifts, including contributions from affiliated organizations</u>	160,679	0
17	<u>Investment income</u>	354,538	665,985
18	Other nonoperating revenues <b>CV=[B19-(B10+...+B17)]</b>	115	75,201
19	Total nonoperating revenues	17,311,652	14,231,163
27	Total operating and nonoperating revenues <b>CV=[B19+B09]</b>	27,359,861	23,597,817
28	<b><u>12-month Student FTE from E12</u></b>	1,580	1,615
29	Total operating and nonoperating revenues per student FTE <b>CV=[B27/B28]</b>	17,316	14,612

Institution: University of South Florida-Sarasota-Manatee (451671)

User ID: P4516716

**Part B - Revenues and Other Additions**

Fiscal Year: July 1, 2013 - June 30, 2014

Line No.	Source of funds	Current year amount	Prior year amount
	Other Revenues and Additions		
20	<u>Capital appropriations</u>	553,512	34,314
21	<u>Capital grants and gifts</u>	0	0
22	<u>Additions to permanent endowments</u>	0	0
23	Other revenues and additions CV=[B24-(B20+...+B22)]	0	1,210,756
24	Total other revenues and additions	553,512	1,245,070
25	Total all revenues and other additions CV=[B09+B19+B24]	27,913,373	24,842,887

You may use the space below to provide context for the data you've reported above.

Institution: University of South Florida-Sarasota-Manatee (451671)

User ID: P4516716

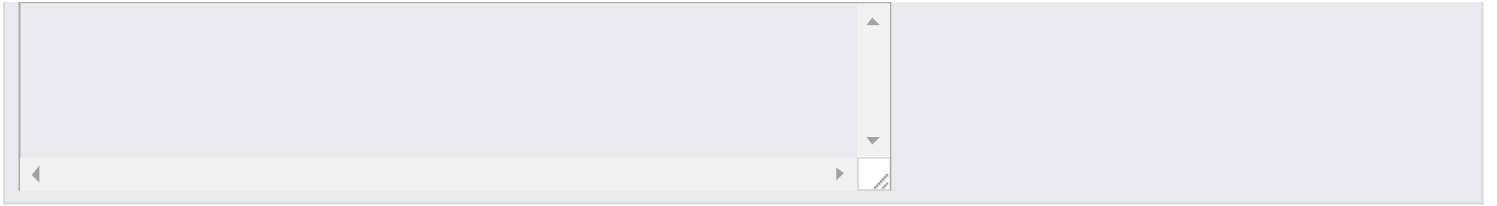
**Part C - Expenses and Other Deductions**

Fiscal Year: July 1, 2013 - June 30, 2014

Report Total Operating AND Nonoperating Expenses in this section

Line No.	Description	1	2	3	4	5	6	7	8
		Total amount	Salaries and wages	Employee fringe benefits	Operation and maintenance of plant	Depreciation	Interest	All other	PY Total Amount
	<b>Expenses and Deductions</b>								
01	<u>Instruction</u>	9,491,506	6,687,549	1,442,596	935,680	376,651	0	49,030	<b>8,848,320</b>
02	<u>Research</u>	36,317	22,630	4,902	3,580	1,441	0	3,764	<b>67,520</b>
03	<u>Public service</u>	0	0	0	0	0	0	0	<b>0</b>
05	<u>Academic support</u>	5,955,510	2,508,232	713,432	587,099	236,332	0	1,910,415	<b>5,793,801</b>
06	<u>Student services</u>	3,143,076	1,457,226	486,819	309,847	124,727	0	764,457	<b>3,084,426</b>
07	<u>Institutional support</u>	4,153,375	1,798,871	546,201	409,443	164,818		1,234,042	<b>3,475,683</b>
08	<u>Operation and maintenance of plant (see instructions)</u>	0	374,743	126,347	-2,325,175	102,361	0	1,721,724	0
10	<u>Scholarships and fellowships expenses, excluding discounts and allowances (from E11)</u>	3,075,688						3,075,688	<b>2,806,746</b>
11	<u>Auxiliary enterprises</u>	806,698	267,487	87,529	79,525	32,012	0	340,145	<b>364,887</b>
12	<u>Hospital services</u>	0	0	0	0	0	0	0	<b>0</b>
13	<u>Independent operations</u>	0	0	0	0	0	0	0	<b>0</b>
14	Other expenses and deductions CV=[C19-(C01+...+C13)]	1,330,204	1	1	1	1	0	1,330,200	<b>173,616</b>
19	<b>Total expenses and deductions</b>	27,992,374	13,116,739	3,407,827	0	1,038,343	0	10,429,465	<b>24,614,999</b>
	Prior year amount	<b>24,614,999</b>	<b>12,180,565</b>	<b>2,877,214</b>		<b>1,087,616</b>	<b>1</b>	<b>8,469,603</b>	
20	<b>12-month Student FTE from E12</b>	1,580							<b>1,615</b>
21	<b>Total expenses and deductions per student FTE CV=[C19/C20]</b>	17,717							<b>15,241</b>

You may use the space below to provide context for the data you've reported above.




Institution: University of South Florida-Sarasota-Manatee (451671)

User ID: P4516716

**Part D - Summary of Changes In Net Position**

Fiscal Year: July 1, 2013 - June 30, 2014

Line No.	Description	Current year amount	Prior year amount
01	Total revenues and other additions (from B25)	27,913,373	24,842,887
02	Total expenses and deductions (from C19)	27,992,374	24,614,999
03	Change in net position during year <b>CV=(D01-D02)</b>	 -79,001	227,888
04	<u>Net position</u> beginning of year	45,205,610	44,977,722
05	<u>Adjustments to beginning net position</u> and other gains or losses <b>CV=[D06-(D03+D04)]</b>	0	0
06	Net position end of year (from A18)	45,126,609	45,205,610

You may use the space below to provide context for the data you've reported above.

Net position change is negative.

Institution: University of South Florida-Sarasota-Manatee (451671)

User ID: P4516716

**Part H - Details of Endowment Assets**

Fiscal Year: July 1, 2013 - June 30, 2014

Line No.	Value of Endowment Assets	Market Value	Prior Year Amounts
	Include not only endowment assets held by the institution, but any assets held by private foundations affiliated with the institution.		
01	Value of <u>endowment assets</u> at the beginning of the fiscal year	7,141,738	5,663,614
02	Value of <u>endowment assets</u> at the end of the fiscal year	10,042,968	7,141,738

You may use the space below to provide context for the data you've reported above.

**Part J - Revenue Data for Bureau of Census**

**Fiscal Year: July 1, 2013 - June 30, 2014**

Source and type		Amount				
		Total for all funds and operations (includes endowment funds, but excludes component units)	Education and general/independent operations	Auxiliary enterprises	Hospitals	Agriculture extension/experiment services
		(1)	(2)	(3)	(4)	(5)
01	Tuition and fees	10,907,113	10,907,113			
02	Sales and services	363,879	<input type="text" value="0"/>	363,879	0	<input type="text" value="0"/>
03	Federal grants/contracts (excludes Pell Grants)	5,629	<input type="text" value="5,629"/>	<input type="text" value="0"/>	<input type="text" value="0"/>	<input type="text" value="0"/>
Revenue from the state government:						
04	State appropriations, current & capital	13,830,046	<input type="text" value="13,830,046"/>	<input type="text" value="0"/>	<input type="text" value="0"/>	<input type="text" value="0"/>
05	State grants and contracts	75	<input type="text" value="75"/>	<input type="text" value="0"/>	<input type="text" value="0"/>	<input type="text" value="0"/>
Revenue from local governments:						
06	Local appropriation, current & capital	0	<input type="text" value="0"/>	<input type="text" value="0"/>	<input type="text" value="0"/>	<input type="text" value="0"/>
07	Local government grants/contracts	0	<input type="text" value="0"/>	<input type="text" value="0"/>	<input type="text" value="0"/>	<input type="text" value="0"/>
08	Receipts from property and non-property taxes	<input type="text" value="0"/>				
09	Gifts and private grants, including capital grants	<input type="text" value="807,122"/>				
10	Interest earnings	<input type="text" value="354,538"/>				
11	<u>Dividend earnings</u>	<input type="text" value="0"/>				
12	<u>Realized capital gains</u>	<input type="text" value="0"/>				

You may use the space below to provide context for the data you've reported above.

**Part K - Expenditure Data for Bureau of Census**

**Fiscal Year: July 1, 2013 - June 30, 2014**

Category	Amount				
	Total for all funds and operations (includes endowment funds, but excludes component units)	Education and general/ independent operations	Auxiliary enterprises	Hospitals	Agriculture extension/ experiment services
	(1)	(2)	(3)	(4)	(5)
01 Salaries and wages	13,116,739	12,849,252	267,487	0	0
02 Employee benefits, total	3,407,826	3,320,297	87,529	0	0
03 Payment to state retirement funds (maybe included in line 02 above)	785,682	771,665	14,017	0	0
04 Current expenditures other than salaries	6,028,854	5,688,710	340,144	0	0
Capital outlay:					
05 Construction	267,169	267,169	0	0	0
06 Equipment purchases	202,720	202,720	0	0	0
07 Land purchases	0	0	0	0	
08 Interest on debt outstanding, all funds and activities	0				
09 Scholarships/fellowships	5,112,525	5,112,525			

**You may use the space below to provide context for the data you've reported above.**



**Part L - Debt and Assets, page 1**

Fiscal Year: July 1, 2013 - June 30, 2014

**Debt**

Category	Amount
01 Long-term debt outstanding at beginning of fiscal year	<input type="text" value="0"/>
02 Long-term debt issued during fiscal year	<input type="text" value="0"/>
03 Long-term debt retired during fiscal year	<input type="text" value="0"/>
04 Long-term debt outstanding at end of fiscal year	<input type="text" value="0"/>
05 Short-term debt outstanding at beginning of fiscal year	<input type="text" value="0"/>
06 Short-term debt outstanding at end of fiscal year	<input type="text" value="0"/>

You may use the space below to provide context for the data you've reported above.

Institution: University of South Florida-Sarasota-Manatee (451671)

User ID: P4516716

**Part L - Debt and Assets, page 2**

Fiscal Year: July 1, 2013 - June 30, 2014

**Assets**

Category	Amount
07 Total cash and security assets held at end of fiscal year in sinking or debt service funds	<input type="text" value="0"/>
08 Total cash and security assets held at end of fiscal year in bond funds	<input type="text" value="0"/>
09 Total cash and security assets held at end of fiscal year in all other funds	<input type="text" value="20,034,969"/>

You may use the space below to provide context for the data you've reported above.

Institution: University of South Florida-Sarasota-Manatee (451671)

User ID: P4516716

**Prepared by**

This survey component was prepared by:

<input checked="" type="radio"/>	Keyholder	<input type="radio"/>	SFA Contact	<input type="radio"/>	HR Contact
<input type="radio"/>	Finance Contact	<input type="radio"/>	Academic Library Contact	<input type="radio"/>	Other
Name:	<input type="text" value="Laura Hoffman"/>				
Email:	<input type="text" value="lahoffman@sar.usf.edu"/>				

How long did it take to prepare this survey component?  hours  minutes

The name of the preparer is being collected so that we can follow up with the appropriate person in the event that there are questions concerning the data. The Keyholder will be copied on all email correspondence to other preparers.

The time it took to prepare this component is being collected so that we can continue to improve our estimate of the reporting burden associated with IPEDS. Please include in your estimate the time it took for you to review instructions, query and search data sources, complete and review the component, and submit the data through the Data Collection System.

Thank you for your assistance.

Institution: University of South Florida-Sarasota-Manatee (451671)

User ID: P4516716

**Summary****Finance Survey Summary**

IPEDS collects important information regarding your institution. All data reported in IPEDS survey components become available in the IPEDS Data Center and appear as aggregated data in various Department of Education reports. Additionally, some of the reported data appears specifically for your institution through the College Navigator website and is included in your institution's Data Feedback Report (DFR). The purpose of this summary is to provide you an opportunity to view some of the data that, when accepted through the IPEDS quality control process, will appear on the College Navigator website and/or your DFR. College Navigator is updated approximately three months after the data collection period closes and Data Feedback Reports will be available through the [Data Center](#) and sent to your institution's CEO in November 2015.

Please review your data for accuracy. If you have questions about the data displayed below after reviewing the data reported on the survey screens, please contact the IPEDS Help Desk at: 1-877-225-2568 or [ipedshelp@rti.org](mailto:ipedshelp@rti.org).

**Core Revenues**

Revenue Source	Reported values	Percent of total core revenues	Core revenues per FTE enrollment
Tuition and fees	\$8,870,276	32%	\$5,614
State appropriations	\$13,276,534	48%	\$8,403
Local appropriations	\$0	0%	\$0
Government grants and contracts	\$3,525,490	13%	\$2,231
Private gifts, grants, and contracts	\$967,801	4%	\$613
Investment income	\$354,538	1%	\$224
Other core revenues	\$554,855	2%	\$351
Total core revenues	\$27,549,494	100%	\$17,436
Total revenues	\$27,913,373		\$17,667

Other core revenues include federal appropriations; sales and services of educational activities; other operating and nonoperating sources; and other revenues and additions (e.g., capital appropriations, capital grants and gifts, etc.). Core revenues exclude revenues from auxiliary enterprises (e.g., bookstores, dormitories), hospitals, and independent operations.

**Core Expenses**

Expense function	Reported values	Percent of total core expenses	Core expenses per FTE enrollment
Instruction	\$9,491,506	35%	\$6,007
Research	\$36,317	0%	\$23
Public service	\$0	0%	\$0
Academic support	\$5,955,510	22%	\$3,769
Institutional support	\$4,153,375	15%	\$2,629
Student services	\$3,143,076	12%	\$1,989
Other core expenses	\$4,405,892	16%	\$2,789
Total core expenses	\$27,185,676	100%	\$17,206
Total expenses	\$27,992,374		\$17,717

Other core expenses include scholarships and fellowships, net of discounts and allowances, and other expenses. Core expenses exclude expenses from auxiliary enterprises (e.g., bookstores, dormitories), hospitals, and independent operations.

	<b>Calculated value</b>
FTE enrollment	1,580

The full-time equivalent (FTE) enrollment used in this report is the sum of the institution's FTE undergraduate enrollment and FTE graduate enrollment (as calculated from or reported on the 12-month Enrollment component). FTE is estimated using 12-month instructional activity (credit and/or contact hours). All doctor's degree students are reported as graduate students.

Institution: University of South Florida-Sarasota-Manatee (451671)

User ID: P4516716

Edit Report

**Finance**

**University of South Florida-Sarasota-Manatee (451671)**

Source	Description	Severity	Resolved	Options
<b>Screen: Net Position</b>				
Screen Entry	The calculated amount of change in net position during the year in Part D (line 03) is expected to be greater than zero. Please confirm that the data reported are correct. (Error #5202)	Confirmation	Yes	
Related Screens:	Net Position			