

## Student Financial Aid 2014-15

Institution: University of South Florida-Sarasota-Manatee (451671)

User ID: P4516716

### Overview

#### IPEDS Student Financial Aid Component Overview Public Academic Reporters

Welcome to the Student Financial Aid (SFA) component. The purpose of the SFA component is to collect information about financial aid provided to various groups of undergraduate students and military/veteran educational benefits for all students at your institution.

#### Changes to This Year's SFA Component

- New questions on military/veteran/eligible dependent students receiving benefits have been added. Total number and amount will be asked for both undergraduate and graduate students. Please work with your institutional representative who certifies such benefits. They may not be associated with the student financial aid office.

#### Data Reporting Reminders

##### Undergraduate Student Groups

You will be asked to report information for different groups of students.

- **Group 1:** All undergraduate students
- **Group 2:** Of Group 1, full-time, first-time degree/certificate-seeking students
- **Group 3:** Of Group 2, students who paid the in-state/in-district tuition rate and were awarded any grant/scholarship aid from the federal government, state/local government, or the institution
- **Group 4:** Of Group 2, students who paid the in-state/in-district tuition rate and were awarded any Title IV federal student aid

##### COA Revisions

Revisions to Cost of Attendance used to calculate the net price of attendance can be made in this component.

Consult the instructions and screens to make sure you are reporting the correct aid amounts for the correct groups of students.

#### College Affordability and Transparency Lists

Net price amounts calculated in SFA will be used to populate the Department's College Affordability and Transparency lists.

#### Interactive Edits and Error Messages

SFA contains interactive edits that will check for blank fields, invalid values, or values that fall outside expected ranges. Some error messages will require you to confirm or explain the values that you entered. Some error messages are fatal and will require you to contact the IPEDS Help Desk at 1-877-225-2568 for resolution.

#### Context Boxes

You will find optional text boxes throughout SFA. Context boxes allow you to provide more information about the data you enter. Some of these context boxes may be made available to the public on College Navigator, so make sure that the information you enter can be understood easily by students, parents, and the general public.

#### Resources

To download the survey materials for this component: [Survey Materials](#)

To access your prior year data submission for this component: [Reported Data](#)




Institution: University of South Florida-Sarasota-Manatee (451671)

User ID: P4516716

**Section 1: Part A****Part A - Establish Your Groups**

Part A establishes the number of students in various groups. Note that the numbers on this screen will be carried forward to other parts of the Student Financial Aid component.

In the fields below, report the number of students in each of the following groups.

		 Fall 2013	<b>YOUR PRIOR YEAR DATA</b>  Fall 2012
01	<b>Group 1</b> All <u>undergraduate</u> students	<input type="text" value="1,651"/>	<b>1,780</b>
02	<b>Group 2</b> Of those in Group 1, those who are <u>full-time</u> , <u>first-time</u> degree/certificate-seeking	<input type="text" value="83"/>	<b>0</b>
02a	Of those in Group 2, those who were awarded any <u>Federal Work Study</u> , <u>loans to students</u> , or grant or scholarship aid from the federal government, state/local government, the institution, or other sources known to the institution	<input type="text" value="75"/>	
02b	Of those in Group 2, those who were awarded any <u>loans to students</u> or grant or scholarship aid from the federal government, state/local government, or the institution	<input type="text" value="75"/>	
03	<b>Group 3</b> Of those in Group 2, those who paid the in-state or in-district tuition rate and were awarded grant or scholarship aid from the federal government, state/local government, or the institution	<input type="text" value="72"/>	
04	<b>Group 4</b> Of those in Group 2, those who paid the in-state or in-district tuition rate and were awarded any <u>Title IV federal student aid</u>	<input type="text" value="40"/>	

**Section 1: Part B**

**Part B - Enter Information About Group 1**

Part B includes information about Group 1. Group 1 students are all undergraduate students enrolled in Fall 2013.


For this part, report:

For These Students	The Following Type(s) of Aid	Awarded in This Period
<ul style="list-style-type: none"> <li>All undergraduate students enrolled in Fall 2013</li> </ul>	<ul style="list-style-type: none"> <li>Grant or scholarship aid from the federal government</li> <li>Grant or scholarship aid from state/local government</li> <li>Grant or scholarship aid from the institution</li> <li>Grant or scholarship aid from other sources known to the institution</li> <li>Loans to students from the federal government</li> </ul>	<ul style="list-style-type: none"> <li>Any time during academic year 2013-14</li> </ul>

In the fields below, report the number of Group 1 students and the total amount of aid awarded to these students for each type of aid.

Information from Part A:	Fall 2013
<b>Group 1</b> All undergraduate students (This number is carried forward from Part A, Line 01.)	1,651

Aid Type	2013-14			
	Number of Group 1 students who were awarded aid	Percentage of Group 1 students who were awarded aid	Total amount of aid awarded to Group 1 students	Average amount of aid awarded to Group 1 students
01 Grant or scholarship aid from the federal government, state/local government, the institution, and other sources known to the institution	946	57	4,545,126	4,805
02 <u>Pell grants</u>	690	42	2,616,228	3,792
03 Federal student loans	760	46	6,486,213	8,534

 You may use the space below to provide context for data you've reported above. These context notes may be posted on the College Navigator website and should be written to be understood by students and parents.

**Section 1: Part C, Page 1**

**Part C, Page 1 - Enter Information about Group 2**

Part C includes information about Group 2. Group 2 students are all full-time, first-time degree/certificate-seeking undergraduate students enrolled in Fall 2013.

**In the fields below, report the number of Group 2 students paying in-district, in-state, and out-of-state tuition rates. If your institution does not offer different rates, report all students as paying in-state tuition rates.**

Information from Part A:		Fall 2013		
<b>Group 2</b> Full-time, first-time degree/certificate-seeking undergraduates (This number is carried forward from Part A, Line 02)		83		
<b>Group 2 students:</b>				<b>YOUR PRIOR YEAR DATA</b>
		<b>Fall 2013</b>		<b>Fall 2012</b>
		<b>Number of Group 2 students</b>	<b>Percentage of Group 2 students</b>	<b>Percentage of Group 2 students</b>
01	01a <u>paying in-district tuition rates</u>	<input type="text" value="0"/>	0	
	01b <u>paying in-state tuition rates</u>	<input type="text" value="79"/>	95	
	01c <u>paying out-of-state tuition rates</u>	<input type="text" value="4"/>	5	
	01d Unknown (calculated value) This value is calculated using the following formula: [A02-(C01a+C01b+C01c)]	0	0	

**Section 1: Part C, Page 2**

**Part C, Page 2 - Enter Information about Group 2**

Part C includes financial aid information about Group 2. Group 2 students are all full-time, first-time degree/certificate-seeking undergraduate students enrolled in Fall 2013.


For this part, report:

For These Students	The Following Type(s) of Aid	Awarded in This Period
<ul style="list-style-type: none"> <li>• Full-time, first-time degree/certificate-seeking undergraduate students enrolled in Fall 2013</li> </ul>	<ul style="list-style-type: none"> <li>• Grant or scholarship aid from the federal government</li> <li>• Grant or scholarship aid from state/local government</li> <li>• Grant or scholarship aid from the institution</li> <li>• Loans to students from the federal government and from other sources, including private or other loans</li> <li>• Do <u>not</u> include grant or scholarship aid from private or other sources</li> <li>• Do <u>not</u> include PLUS loans or loans made to anyone other than the student</li> </ul>	<ul style="list-style-type: none"> <li>• Any time during academic year 2013-14</li> <li>• For program reporters, this is the aid year period from July 1, 2013 through June 30, 2014.</li> </ul>

In the fields below, report the number of Group 2 students and the total amount of aid awarded to these students for each type of aid. Enter unduplicated student counts within a category (e.g., Pell grants). However, a student can appear in more than one aid category.

Information from Part A:	Fall 2013	
<b>Group 2</b> Full-time, first-time degree/certificate-seeking undergraduates (This number is carried forward from Part A, Line 02)	83	
<b>Group 2a</b> Of those in Group 2, those who were awarded any Federal Work Study, loans to students, or grant or scholarship aid from the federal government, state/local government, the institution, or other sources known to the institution (This number is carried forward from Part A, Line 02a)	75	
<b>Group 2b</b> Of those in Group 2, those who were awarded any loans to students or grant or scholarship aid from the federal government, state/local government, or the institution (This number is carried forward from Part A, Line 02b)	75	
<b>Group 3</b> Of those in Group 2, those who were awarded grant or scholarship aid from the federal government, state/local government, or the institution	72	
<b>Aid Type</b>		<b>YOUR PRIOR YEAR DATA</b>
		<b>Fall 2012</b>

		Number of Group 2 students who were awarded aid	Percentage of Group 2 students who were awarded aid	Total amount of aid awarded to Group 2 students	Average amount of aid awarded to Group 2 students	Average amount of aid awarded to Group 2 students
01	Grants or scholarships from the federal government, state/local government, or the institution		73	88	421,428	5,773
02	<u>Federal grants</u>		30	36	145,917	4,864
	02a	<u>Pell grants</u>	30	36	144,917	4,831
	02b	<u>Other federal grants</u>	1	1	1,000	1,000
03	<u>State/local government grants or scholarships (grants/scholarships/waivers)</u>		67	81	154,954	2,313
04	<u>Institutional grants or scholarships (scholarships/fellowships)</u>		40	48	120,557	3,014
05	<u>Loans to students</u>		18	22	102,689	5,705
	05a	Federal loans	18	22	79,489	4,416
	05b	Other loans (including private loans)	1	1	23,200	23,200

 You may use the space below to provide context for the data you've reported above. These context notes may be posted on the College Navigator website and should be written to be understood by students and parents. For example, institutions may report here other sources of private aid not included in the categories above.

Institution: University of South Florida-Sarasota-Manatee (451671)

User ID: P4516716

**Section 1: Comparison Chart****Comparison Chart**

Based on the information reported on the previous screens for Group 1 (all undergraduates) and Group 2 (full-time, first-time degree/certificate-seeking undergraduates), this comparison chart seeks to help institutions check their reported data. Assuming that the information on Groups 1 and 2 are correct, then the calculated fields for 'All Other Undergraduates' should be the balance (Group 1 minus Group 2). If the balance does not check with your institution's calculations, please correct your reported numbers for Groups 1 and 2 before moving forward with the completion of the SFA survey component.

**Note:** Data for the 'All Other Undergraduates' will appear in the IPEDS Data Center for data users, but not in College Navigator.

		<b>Number of students</b>	<b>Pell grants</b>	<b>Federal Student Loans</b>
01	<b>Group 1 (all undergraduates)</b>	1,651		
02	Number of students who were awarded aid		690	760
03	Percentage who were awarded aid		42	46
04	Total amount of aid awarded		2,616,228	6,486,213
05	Average amount of aid awarded		3,792	8,534
06	<b>Group 2 (Full-time first-time undergraduates)</b>	83		
07	Number of students who were awarded aid		30	18
08	Percentage who were awarded aid		36	22
09	Total amount of aid awarded		144,917	79,489
10	Average amount of aid awarded		4,831	4,416
11	<b>All other undergraduates (Line 01 - Line 06)</b>	1,568		
12	Number of students who were awarded aid (Line 02 - Line 07)		660	742
13	Percentage who were awarded aid (Line 12 / Line 11)		42	47
14	Total amount of aid awarded (Line 04 - Line 09)		2,471,311	6,406,724
15	Average amount of aid awarded (Line 14 / Line 12)		3,744	8,634



Institution: University of South Florida-Sarasota-Manatee (451671)

User ID: P4516716

**Section 1: Cost of Attendance****Cost of attendance for full-time, first-time undergraduate students:**

Please enter the amounts requested below. These data will be made available to the public on College Navigator. If your institution participates in any Title IV programs (Pell, Stafford, etc.), you must complete all information. *Estimates of expenses for books and supplies, room and board, and other expenses are those from the **Cost of Attendance report** used by the financial aid office in determining financial need. Please talk to your financial aid office to get these numbers, to ensure that you are reporting correctly.*

These numbers are carried forward from Institutional Characteristics and should only be changed if an error was made in the reporting.

Charges for full academic year		2011-12	2012-13	2013-14
<b>Published <u>tuition</u> and <u>required fees</u>:</b>				
<u>In-district</u>				
Tuition		<input type="text"/>	<input type="text"/>	5,577
Required fees		<input type="text"/>	<input type="text"/>	10
Tuition + fees total				5,587
<u>In-state</u>				
Tuition		<input type="text"/>	<input type="text"/>	5,577
Required fees		<input type="text"/>	<input type="text"/>	10
Tuition + fees total				5,587
<u>Out-of-state</u>				
Tuition		<input type="text"/>	<input type="text"/>	16,492
Required fees		<input type="text"/>	<input type="text"/>	10
Tuition + fees total				16,502
<u>Books and supplies</u>		<input type="text"/>	<input type="text"/>	1,000
<b><u>Off-campus (not with family):</u></b>				
<u>Room and board</u>		<input type="text"/>	<input type="text"/>	9,250
<u>Other expenses</u>		<input type="text"/>	<input type="text"/>	4,100
Room and board and other expenses		0	0	13,350
<b><u>Off-campus (with family):</u></b>				
<u>Other expenses</u>		<input type="text"/>	<input type="text"/>	4,100

**Section 1: Part D**



**Part D - Enter Information about Group 3**

Part D includes financial aid information about Group 3. Group 3 students are all full-time, first-time degree/certificate-seeking undergraduate students enrolled in Fall 2013 who paid the in-state or in-district tuition rate and were awarded grant or scholarship aid from the following sources: the federal government, state/local government, or the institution. The information you report in this part will be used in Part F to calculate average institutional net price.

For this part report:

For These Students	The Following Type(s) of Aid	Awarded in This Period
<ul style="list-style-type: none"> <li>Full-time, first-time degree/certificate-seeking undergraduate students enrolled in Fall 2013 who paid the in-state or in-district tuition rate and were awarded grant or scholarship aid from the following sources: the federal government, state/local government, or the institution</li> <li>Do <u>not</u> include students who were awarded only grant or scholarship aid from private or other sources, or students who were awarded only non-grant aid</li> </ul>	<ul style="list-style-type: none"> <li>Grant or scholarship aid from the federal government</li> <li>Grant or scholarship aid from state/local government</li> <li>Grant or scholarship aid from the institution</li> <li>Do <u>not</u> include grant or scholarship aid from private or other sources</li> </ul>	<ul style="list-style-type: none"> <li>Any time during academic year 2013-14</li> </ul>

In the fields below, report the number of Group 3 students with each type of living arrangement and the total amount of grant or scholarship aid from the federal government, state/local government, or the institution awarded to these students.

Information from Part A:		YOUR PRIOR YEAR DATA 2011-2012	YOUR PRIOR YEAR DATA 2012-2013	2013-2014
<b>Group 3</b> Full-time, first-time degree/certificate-seeking undergraduate students who paid the in-state or in-district tuition rate and were awarded grant or scholarship aid from the following sources: the federal government, state/local government, or the institution (This number is carried forward from Part A, Line 03)		<input type="text" value=""/>	<input type="text" value=""/>	72
01	<b>Report the number of Group 3 students with the following living arrangements:</b>	<b>YOUR PRIOR YEAR DATA 2011-12</b>	<b>YOUR PRIOR YEAR DATA 2012-13</b>	<b>2013-14</b>
	01b <u>Off-campus (with family)</u>	<input type="text" value="0"/>	<input type="text" value="0"/>	 <input type="text" value="47"/>
	01c <u>Off-campus (not with family)</u>	<input type="text" value="0"/>	<input type="text" value="0"/>	 <input type="text" value="23"/>
	01d      Unknown (calculated) This value is calculated using the following formula: [A03-	0	0	2

	(D01a+D01b+D01c)]			
02	<b>Report the total amount of grant or scholarship aid from the federal government, state/local government, or the institution awarded to Group 3 students</b>	0	0	⚠ 418,648
03	Average grant or scholarship aid from the federal government, state/local government, or the institution awarded to Group 3 students (calculated value). This value is calculated using the following formula: [D02/A03]			5,815

**You may use the space below to provide context for the data you've reported above.**

**Section 1: Part E**

**Part E – Enter Information about Group 4**

Part E includes financial aid information about Group 4. Group 4 students are all full-time, first-time degree/certificate-seeking undergraduate students enrolled in Fall 2013 who paid the in-state or in-district tuition rate and were awarded any Title IV federal student aid, including federal grants or federal student loans. The information you report in this part will be used in Part G to calculate average institutional net price by income level.

For this part, report:

For These Students	The Following Type(s) of Aid	Awarded in This Period
<ul style="list-style-type: none"> <li>Full-time, first-time degree/certificate-seeking undergraduate students enrolled in Fall 2013 who paid the in-state or in-district tuition rate and were awarded any Title IV federal student aid</li> </ul>	<ul style="list-style-type: none"> <li>Grant or scholarship aid from:                             <ul style="list-style-type: none"> <li>federal government</li> <li>state/local government</li> <li>institution</li> </ul> </li> <li>Do <u>not</u> include:                             <ul style="list-style-type: none"> <li>grant or scholarship aid from private or other sources</li> <li>loan amounts</li> <li>Federal Work Study amounts</li> </ul> </li> </ul>	<ul style="list-style-type: none"> <li>Any time during academic year 2013-14</li> </ul>

In the fields below, report the number of Group 4 students with each type of living arrangement and the total amount of grant or scholarship aid from the federal government, state/local government, or the institution awarded to these students by income level.

Information from Part A:		2011-12	2012-13	2013-14
<b>Group 4</b> Full-time, first-time degree/certificate-seeking undergraduate students who paid the in-state or in-district tuition rate and were awarded any Title IV federal student aid (This number is carried forward from Part A, Line 04)		<input type="text"/>	<input type="text"/>	40
01	<b>Report the number of Group 4 students with the following living arrangements:</b>	<b>YOUR PRIOR YEAR DATA</b>	<b>YOUR PRIOR YEAR DATA</b>	
		<b>2011-12</b>	<b>2012-13</b>	<b>2013-14</b>
01b	<u>Off-campus (with family)</u>	<input type="text" value="0"/>	<input type="text" value="0"/>	<input type="text" value="26"/>
01c	<u>Off-campus (not with family)</u>	<input type="text" value="0"/>	<input type="text" value="0"/>	<input type="text" value="14"/>
01d	Unknown (calculated) This value is calculated using the formula: [A04-(E01a+E01b+E01c)]	0	0	0
	<b>Number of students</b>	<b>Of those in Column 1, the number who were awarded any grant or</b>	<b>Of those in Column 1, the total amount of grant or scholarship aid</b>	<b>Average amount of grant or scholarship aid awarded to Group</b>

			who were awarded any Title IV aid (Group 4)	scholarship aid from the following sources: the federal government, state/local government, or the institution	awarded from the following sources: the federal government, state/local government, or the institution	4 students from the following sources: the federal government, state/local government, or the institution
			2011-12			
			Col. 1	Col. 2	Col. 3	Col. 4
02	<b>Income level</b>					
	02a	\$0-30,000	<input type="text"/>	<input type="text"/>	<input type="text"/>	
	02b	\$30,001-48,000	<input type="text"/>	<input type="text"/>	<input type="text"/>	
	02c	\$48,001-75,000	<input type="text"/>	<input type="text"/>	<input type="text"/>	
	02d	\$75,001-110,000	<input type="text"/>	<input type="text"/>	<input type="text"/>	
	02e	\$110,001 and more	<input type="text"/>	<input type="text"/>	<input type="text"/>	
	02f	Total all income levels	0	0	0	
			2012-13			
			Col. 1	Col. 2	Col. 3	Col. 4
03	<b>Income level</b>					
	03a	\$0-30,000	<input type="text"/>	<input type="text"/>	<input type="text"/>	
	03b	\$30,001-48,000	<input type="text"/>	<input type="text"/>	<input type="text"/>	
	03c	\$48,001-75,000	<input type="text"/>	<input type="text"/>	<input type="text"/>	
	03d	\$75,001-110,000	<input type="text"/>	<input type="text"/>	<input type="text"/>	
	03e	\$110,001 and more	<input type="text"/>	<input type="text"/>	<input type="text"/>	
	03f	Total all income levels	0	0	0	
			2013-14			
			Col. 1	Col. 2	Col. 3	Col. 4
04	<b>Income level</b>					
	04a	\$0-30,000	<input type="text" value="19"/>	<input type="text" value="19"/>	<input type="text" value="175,946"/>	9,260
	04b	\$30,001-48,000	<input type="text" value="9"/>	<input type="text" value="9"/>	<input type="text" value="85,587"/>	9,510
		\$48,001-				

	04c	<b>75,000</b>	<input type="text" value="6"/>	<input type="text" value="6"/>	<input type="text" value="24,996"/>	4,166
	04d	<b>\$75,001-110,000</b>	<input type="text" value="6"/>	<input type="text" value="6"/>	<input type="text" value="23,467"/>	3,911
	04e	<b>\$110,001 and more</b>	<input type="text" value="0"/>	<input type="text" value="0"/>	<input type="text" value="0"/>	
	04f	<b>Total all income levels</b>	40	40	309,996	7,750

You may use the space below to provide context for the data you've reported above.

Institution: University of South Florida-Sarasota-Manatee (451671)

User ID: P4516716

**Section 1: Part F****Part F – Net Price Calculation for Group 3**

The following net price calculation is based on information that your institution reported in the Institutional Characteristics component and the Student Financial Aid component. For more information about the data your institution reported in the Institutional Characteristics component, please contact your institution's IPEDS Keyholder.


		YOUR PRIOR YEAR DATA	YOUR PRIOR YEAR DATA	2013- 14
		2011- 12	2012- 13	
<b>Components of cost of attendance</b>				
01	Published <u>tuition</u> and <u>required fees</u> (lower of in-district or in-state)			5,587
02	<u>Books and supplies</u>			1,000
03	<b><u>Room and board and other expenses</u> by living arrangement</b>			
	03b <u>Off-campus (with family)</u>			4,100
	03c <u>Off-campus (not with family)</u>	0	0	13,350
04	<b>Number of Group 3 students by living arrangement</b>			
	04b <u>Off-campus (with family)</u>	0	0	47
	04c <u>Off-campus (not with family)</u>	0	0	23
	04d Unknown	0	0	2
05	<b>Weighted average for room and board and other expenses by living arrangement (excluding unknown values)</b> See instructions for the formula for this calculation			7,139
06	<b>Total cost of attendance</b> This value is calculated using the following formula: [F01+F02+F05]	0	0	13,726
07	<b>Average amount of grant or scholarship aid awarded to Group 3 students from the following sources: the federal government, state/local government, and the institution</b>			5,815
08	<b>Average institutional <u>net price</u> for Group 3 students</b> This value is calculated using the following formula: [F06-F07]			7,911

As required by the Higher Education Opportunity Act of 2008, these amounts will be posted on the U.S. Department of Education's College Navigator website and used in the U.S. Department of Education's College Affordability and Transparency Lists.

Do you wish to provide additional context notes?

Yes

No

 You may use the space below to provide context for these data. These context notes may be posted on the College Navigator website and should be written to be understood by students and parents.

Institution: University of South Florida-Sarasota-Manatee (451671)

User ID: P4516716

**Section 1: Part G****Part G – Net Price Calculation for Group 4**

The following net price calculation is based on information that your institution reported in the Institutional Characteristics component and the Student Financial Aid component. For more information about the data your institution reported in the Institutional Characteristics component, please contact your institution's IPEDS Keyholder.

		YOUR PRIOR YEAR DATA	YOUR PRIOR YEAR DATA	2013- 14
		2011- 12	2012- 13	
<b>Components of cost of attendance</b>				
01	Published <u>tuition</u> and <u>required fees</u> (lower of in-district or in-state)			5,587
02	<u>Books and supplies</u>			1,000
03	<b><u>Room and board and other expenses</u> by living arrangement</b>			
03b	<u>Off-campus (with family)</u>			4,100
03c	<u>Off-campus (not with family)</u>	0	0	13,350
04	<b>Number of Group 4 students by living arrangement</b>			
04b	<u>Off-campus (with family)</u>	0	0	26
04c	<u>Off-campus (not with family)</u>	0	0	14
04d	Unknown	0	0	0
05	<b>Weighted average for room and board and other expenses by living arrangement (excluding unknown values)</b> See instructions for the formula for this calculation			7,338
06	<b>Total cost of attendance by income level</b> This value is calculated using the following formula: [G01+G02+G05]	0	0	13,925
07	<b>Average amount of grant or scholarship aid awarded to Group 4 students from the following sources: the federal government, state/local government, and the institution</b>			7,750
07a	<b>\$0-30,000</b>			9,260
07b	<b>\$30,001-48,000</b>			9,510
07c	<b>\$48,001-75,000</b>			4,166
07d	<b>\$75,001-110,000</b>			3,911
07e	<b>\$110,001 and more</b>			
08	<b>Average institutional <u>net price</u> for Group 4 students</b> This value is calculated using the following formula: [G06-G07]			
08a	<b>\$0-30,000</b>			4,665
08b	<b>\$30,001-48,000</b>			4,415
08c	<b>\$48,001-75,000</b>			9,759
08d	<b>\$75,001-110,000</b>			10,014
08e	<b>\$110,001 and more</b>			


As required by the Higher Education Opportunity Act of 2008, these amounts will be posted on the U.S. Department of Education's College Navigator website.



**Do you wish to provide additional context notes?**

Yes

No

 **You may use the space below to provide context for these data. These context notes may be posted on the College Navigator website and should be written to be understood by students and parents.**

Institution: University of South Florida-Sarasota-Manatee (451671)

User ID: P4516716

**Section 2: Military Servicemembers and Veteran's Benefits****Section 2: Military Servicemembers and Veteran's Benefits**IMPORTANT NOTE: Report for **July 1, 2013-June 30, 2014**

- Report the total number of student recipients and the total dollar amounts for each program.
- Student recipients can also include eligible spouse or dependents.
- Consult with your campus certifying official, who may not be in the student financial aid office.
- For Post-9/11 GI Bill Benefits, do not include the matching institutional aid provided through the Yellow Ribbon Program if your school participated.
- Information reported to IPEDS is only what is known to the institution. Do not report benefits that were not awarded/certified through the institution.
- Enter zero (0) if your institution did not have beneficiaries for that student level or program. Please do not leave a cell blank.

Type of benefit/assistance	Number of students receiving benefits/assistance	Total dollar amount of benefits/assistance awarded through the institution
<u>Post-9/11 GI Bill Benefits</u>		
Undergraduate students	80	406,355
Graduate students	7	47,985
Total	87	454,340
<u>Department of Defense Tuition Assistance Program</u>		
Undergraduate students	3	11,308
Graduate students	1	1,390
Total	4	12,698

Institution: University of South Florida-Sarasota-Manatee (451671)

User ID: P4516716

**Prepared by****This survey component was prepared by:**

<input type="radio"/>	Keyholder	<input type="radio"/>	SFA Contact	<input type="radio"/>	HR Contact
<input type="radio"/>	Finance Contact	<input type="radio"/>	Academic Library Contact	<input checked="" type="radio"/>	Other
Name:	<input type="text"/>				
Email:	<input type="text"/>				

How long did it take to prepare this survey component?  hours  minutes

The name of the preparer is being collected so that we can follow up with the appropriate person in the event that there are questions concerning the data. The Keyholder will be copied on all email correspondence to other preparers.

The time it took to prepare this component is being collected so that we can continue to improve our estimate of the reporting burden associated with IPEDS. Please include in your estimate the time it took for you to review instructions, query and search data sources, complete and review the component, and submit the data through the Data Collection System.

Thank you for your assistance.

Institution: University of South Florida-Sarasota-Manatee (451671)

User ID: P4516716

**Summary****IPEDS Student Financial Aid (SFA) Survey Summary**

IPEDS collects important information regarding your institution. All data reported in IPEDS survey components become available in the IPEDS Data Center and appear as aggregated data in various Department of Education reports. Additionally, some of the reported data appears specifically for your institution through the College Navigator website and is included in your institution's Data Feedback Report (DFR). The purpose of this summary is to provide you an opportunity to view some of the data that, when accepted through the IPEDS quality control process, will appear on the College Navigator website and/or your DFR. College Navigator is updated approximately three months after the data collection period closes and Data Feedback Reports will be available through the [Data Center](#) and sent to your institution's CEO in November 2015.

Please review your data for accuracy. If you have questions about the data displayed below after reviewing the data reported on the survey screens, please contact the IPEDS Help Desk at: 1-877-225-2568 or [ipedshelp@rti.org](mailto:ipedshelp@rti.org).

Total grant aid received by all undergraduate students		\$4,545,126
Number of undergraduate students who received a Pell Grant		690
Percentage of FTFT students receiving any financial aid		90%
	Percentage of FTFT students receiving grant aid by type	Average amount of grant aid received by type
Total	88%	\$5,773
Federal Government	36%	\$4,864
Pell	36%	\$4,831
Other Federal	1%	\$1,000
State/Local Government	81%	\$2,313
Institutional	48%	\$3,014
	Percentage of FTFT students receiving loans by type	Average amount of loans received by type
Total	22%	\$5,705
Federal	22%	\$4,416
Non-federal	1%	\$23,200
Average net price for FTFT students who receive grant aid		\$7,911
Average net price for FTFT students who receive Title IV federal student aid		
\$0 - 30,000		\$4,665
\$30,001 - 48,000		\$4,415
\$48,001 - 75,000		\$9,759
\$75,001 - 110,000		\$10,014
\$110,001 and more		N/A

<b>Military Servicemembers and Veteran's Benefits</b>			
		Number of students receiving benefits/assistance	Total dollar amount of benefits/assistance awarded through the institution
<b>Post-9/11 GI Bill Benefits</b>			
	Undergraduate students	80	\$406,355
	Graduate students	7	\$47,985
	Total	87	\$454,340
<b>Department of Defense Tuition Assistance Program</b>			
	Undergraduate students	3	\$11,308
	Graduate students	1	\$1,390
	Total	4	\$12,698

Institution: University of South Florida-Sarasota-Manatee (451671)

User ID: P4516716

## Edit Report

## Student Financial Aid

## University of South Florida-Sarasota-Manatee (451671)

Source	Description	Severity	Resolved	Options
<b>Screen: Part D - Enter Information about Group 3</b>				
Screen Entry	You reported zero for this value last year. Please confirm that the data reported for this year are correct. (Error #7177)	Confirmation	Yes	
Screen Entry	You reported zero for this value last year. Please confirm that the data reported for this year are correct. (Error #7177)	Confirmation	Yes	
Screen Entry	You reported zero for this value last year. Please confirm that the data reported for this year are correct. (Error #7177)	Confirmation	Yes	
<b>Screen: Part E - Enter Information about Group 4</b>				
Screen Entry	The calculated average amount of grant or scholarship aid awarded to Group 4 students from the federal government, state/local government, or the institution for this income level is smaller than expected in comparison with the other income levels. Please check the values reported for the number of these students who were awarded any Title IV aid (Col. 1) and the total amount of grant or scholarship aid awarded to them (Col. 3) and correct your data or explain the discrepancy. (Error #7317)	Explanation	Yes	
Reason:	2013-2014 Data Confirmed as Entered			
Screen Entry	You reported in Part C, line 01 that you had students who were awarded grants or scholarships from the federal government, state/local government, or the institution during the 2013-14 academic year, but you did not report any of this type of student for 2012-13 in Part E (Line 03f, Col. 2). Please correct your data or explain. (Error #7331)	Explanation	Yes	
Reason:	2013-2014 Data Confirmed as Entered			
Related Screens:	Part E - Enter Information about Group 4			
Perform Edits	You reported in Part C, line 01 that you had students who were awarded grants or scholarships from the federal government, state/local government, or the institution during the 2013-14 academic year, but you did not report any of this type of student for 2011-12 in Part E (line 02f, Col. 2). Please correct your data or explain. (Error #7335)	Explanation	Yes	
Reason:	USF Sarasota-Manatee did not enroll FTIC during the 2011-12 year. First cohort of FTIC started in the Fall of 2013.			
Related Screens:	Part E - Enter Information about Group 4			
Screen Entry	You reported zero for this value last year. Please confirm that the data reported for this year are correct. (Error #7177)	Confirmation	Yes	
Screen Entry	You reported zero for this value last year. Please confirm that the data reported for this year are correct. (Error #7177)	Confirmation	Yes	