

Kevin Yee Teaching Profile

2007-2013

Section 1: Context and Discussion

Student Evaluation Question #8

- Overall trend of Eval #8 was positive, with two exceptions
- First exception (Fall 2011) was due to the move to large classes
- Second exception (Spring 2013) was due to the move to online student evals
- The response rate was also low in Fall 2011 (the first large class taught)
- My personal averages over the entire time frame are higher than the department and college averages, which indicates the high degree of attention I have paid to teaching.

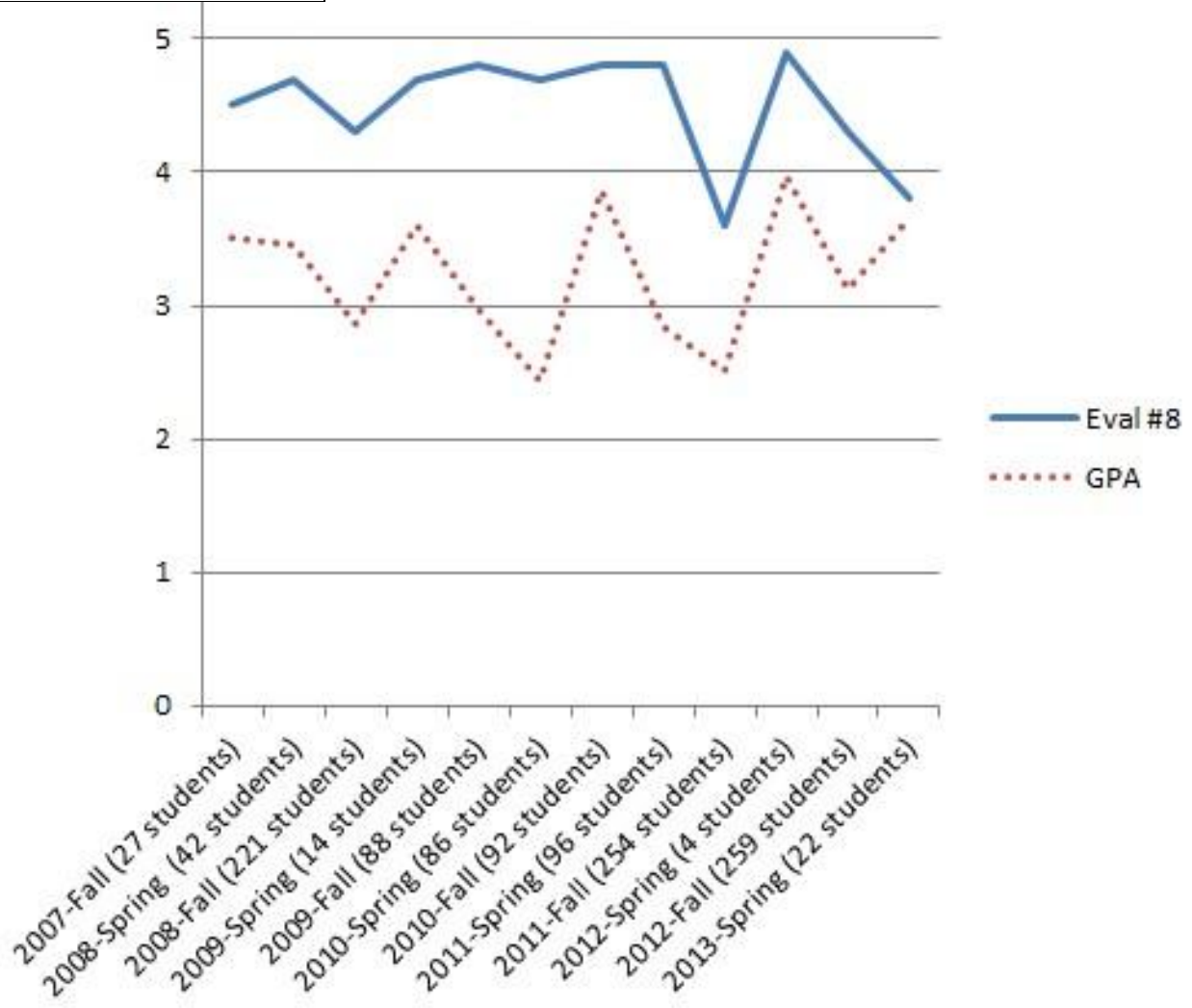
GPA

- Trendline is not consistent
- The highest GPA spikes (Spring '09, Spring '12) were with very small classes. The exception was a spike in Fall '10, which had a high GPA due to teaching PSY1012 where students are expected to score highly. Otherwise, GPAs stayed within a tight range.
- Lower scores in Fall 2011 reflect a move to large classes for the first time.
- The second "large class" in Fall 2012 shows improved GPA *and* improved student evaluation
- My personal averages over the entire time frame are lower than the department and college averages, which indicates that my grades are not "inflated" and makes my evaluation results MORE impressive.
- College-level averages and trendlines are HIGHER than mine, implying grade inflation in other parts of the college that is not occurring in my classes. It also does not seem to be occurring in the department.

Kevin Yee Teaching Profile

2007-2013

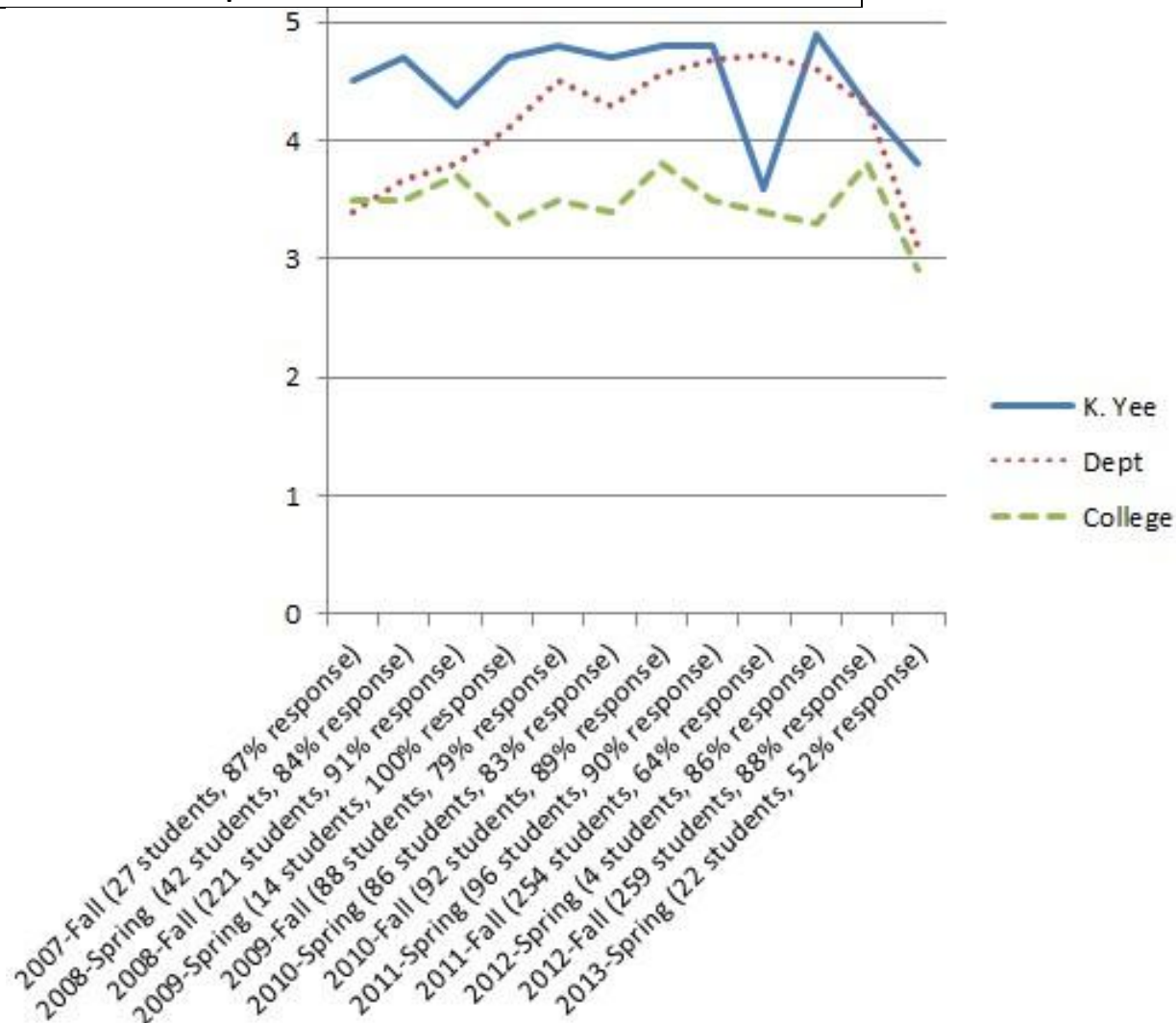
Section 2: Trendlines



Kevin Yee Teaching Profile

2007-2013

Section 3: Comparison of Question #8 on Student Evaluations



Average over entire time range

Average for K. Yee: 4.49

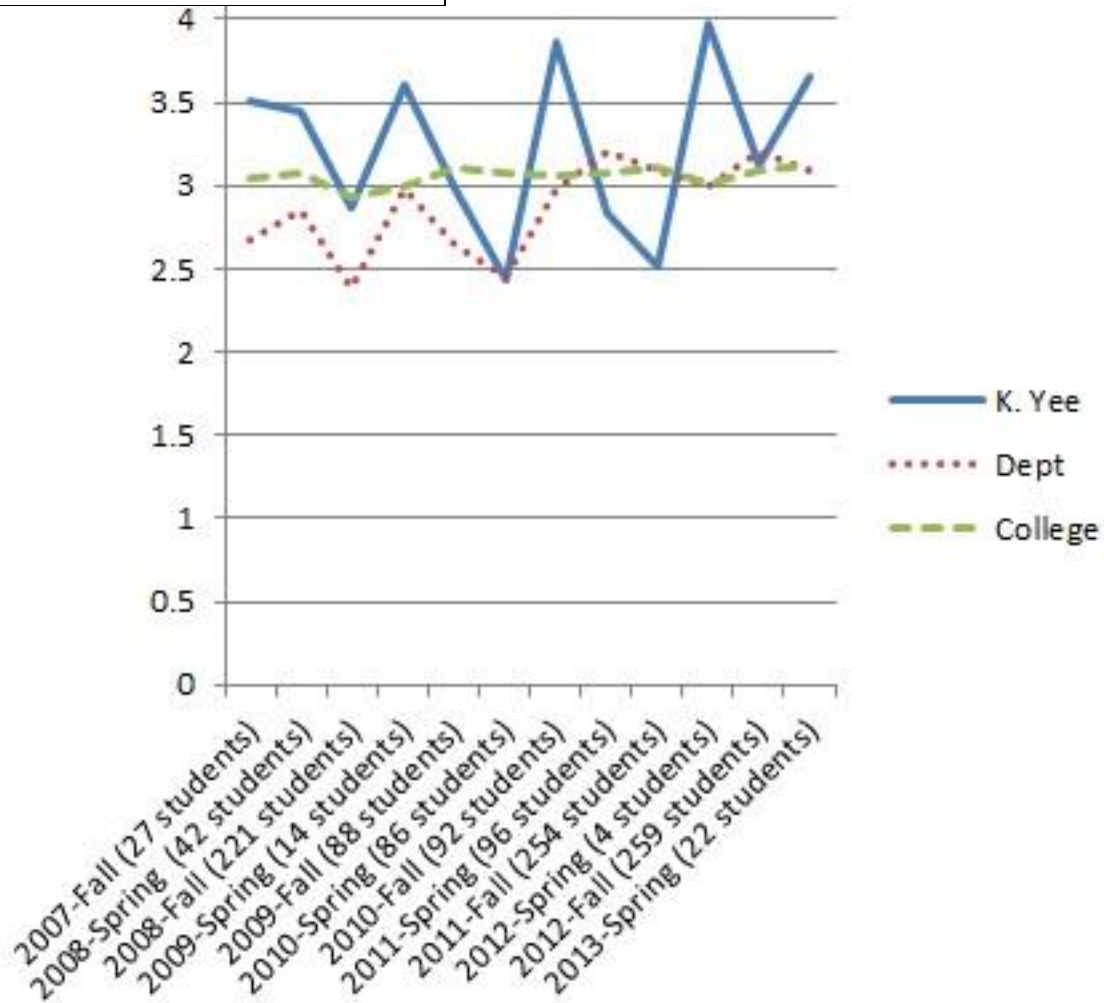
Average for Dept: 4.14

Average for College: 3.67

Kevin Yee Teaching Profile

2007-2013

Section 4: Comparisons of GPA



Average over entire time range

Average for K. Yee: 3.24

Average for Dept: 2.88

Average for College: 3.05