

Attitudes toward Aging among Graduate Students from Different Medical Areas



Dylan J. Jester, B.S.¹, Ross Andel, Ph.D.¹, & Kathryn Hyer, Ph.D., M.P.P.¹

¹School of Aging Studies, University of South Florida

Introduction

Images of Aging 18-Item Scale (Levy, Kasl, & Gill, 2004)

- Positive Age-Related Stereotypes
- Negative Age-Related Stereotypes
- Good Test-Retest Reliability
- Good Convergent Validity

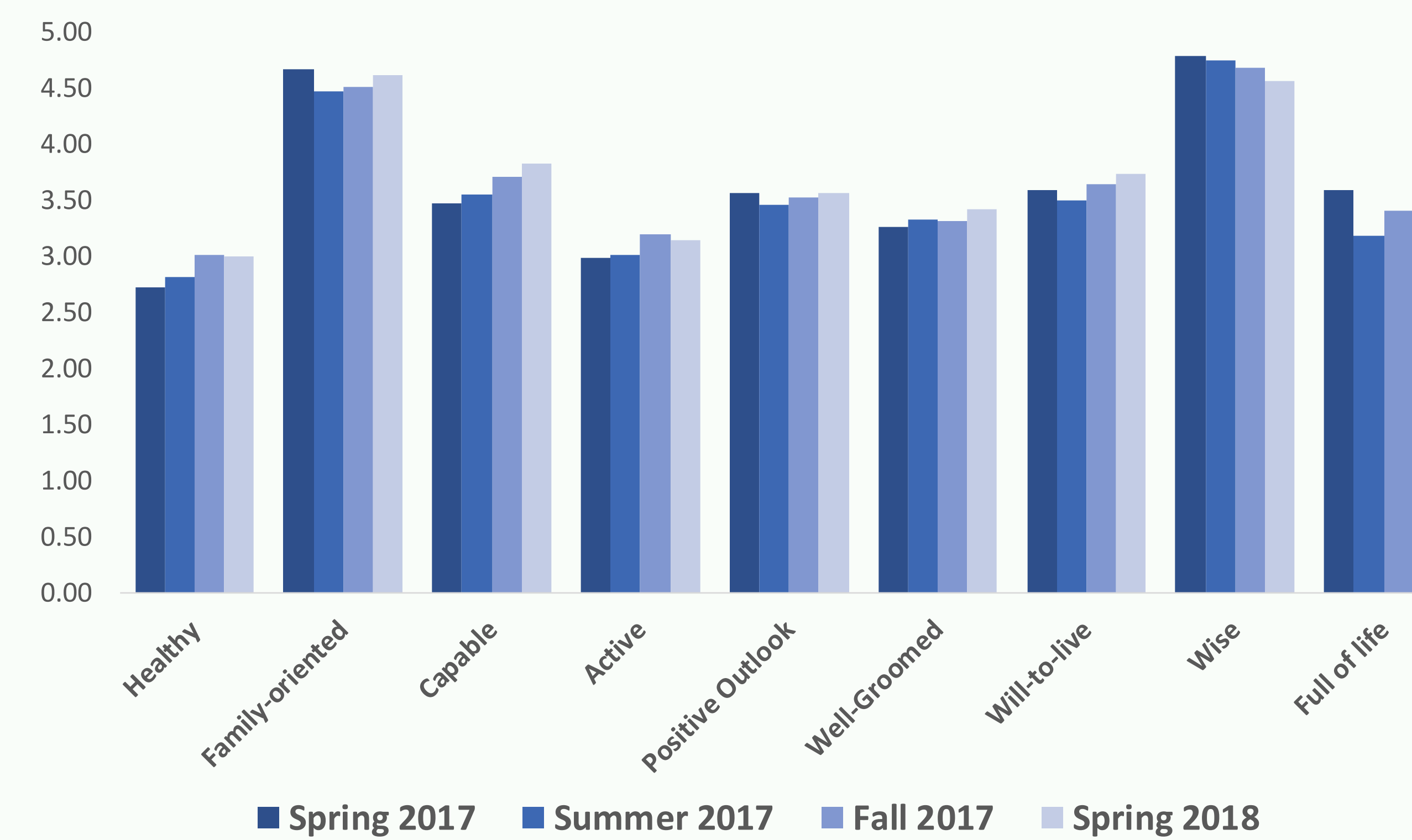
Positive Items

- Activity (**Active**)
- Appearance (**Well-Groomed**)
- Cognition (**Wise**)
- Death (**Full of Life**)
- Dependence (**Capable**)
- Personality (**Positive Outlook**)
- Physical Health (**Healthy**)
- Relationships (**Family-Oriented**)
- Will to Live (**Will-to-Live**)

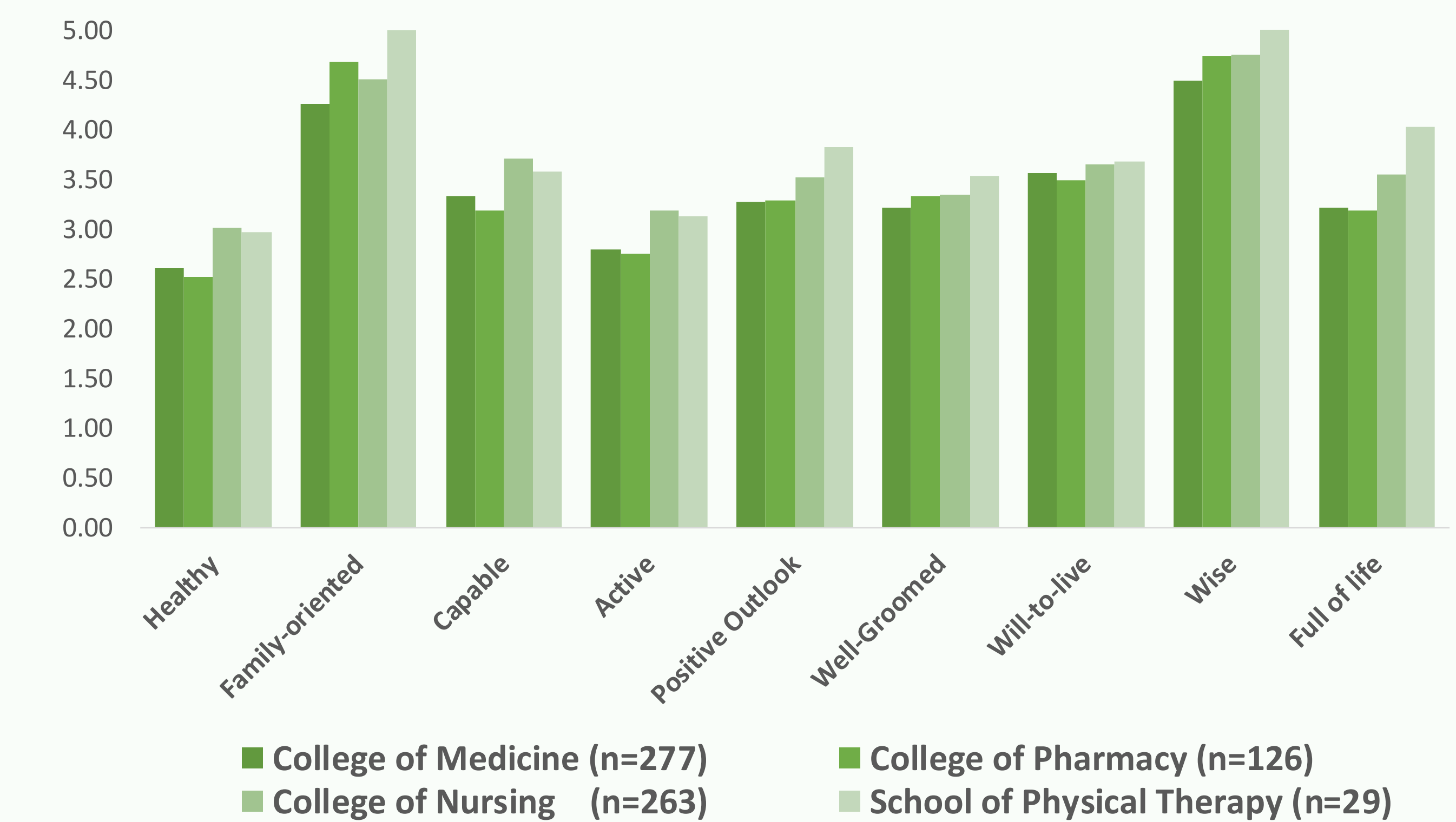
Negative Items

- Activity (**Walks Slowly**)
- Appearance (**Wrinkled**)
- Cognition (**Senile**)
- Death (**Dying**)
- Dependence (**Helpless**)
- Personality (**Grumpy**)
- Physical Health (**Sick**)
- Relationships (**Lonely**)
- Will to Live (**Given Up**)

Images of Aging:
Change over Semesters on Positive Items



Images of Aging:
Scores by College, Positive Perceptions



Methods

Images of Aging Scale was delivered to graduate health professions students in different disciplines (Medicine, Nursing, Pharmacy, & Physical Therapy). Scores were collected cross-sectionally for each college and over one full academic year (Spring 2017-18).

Results

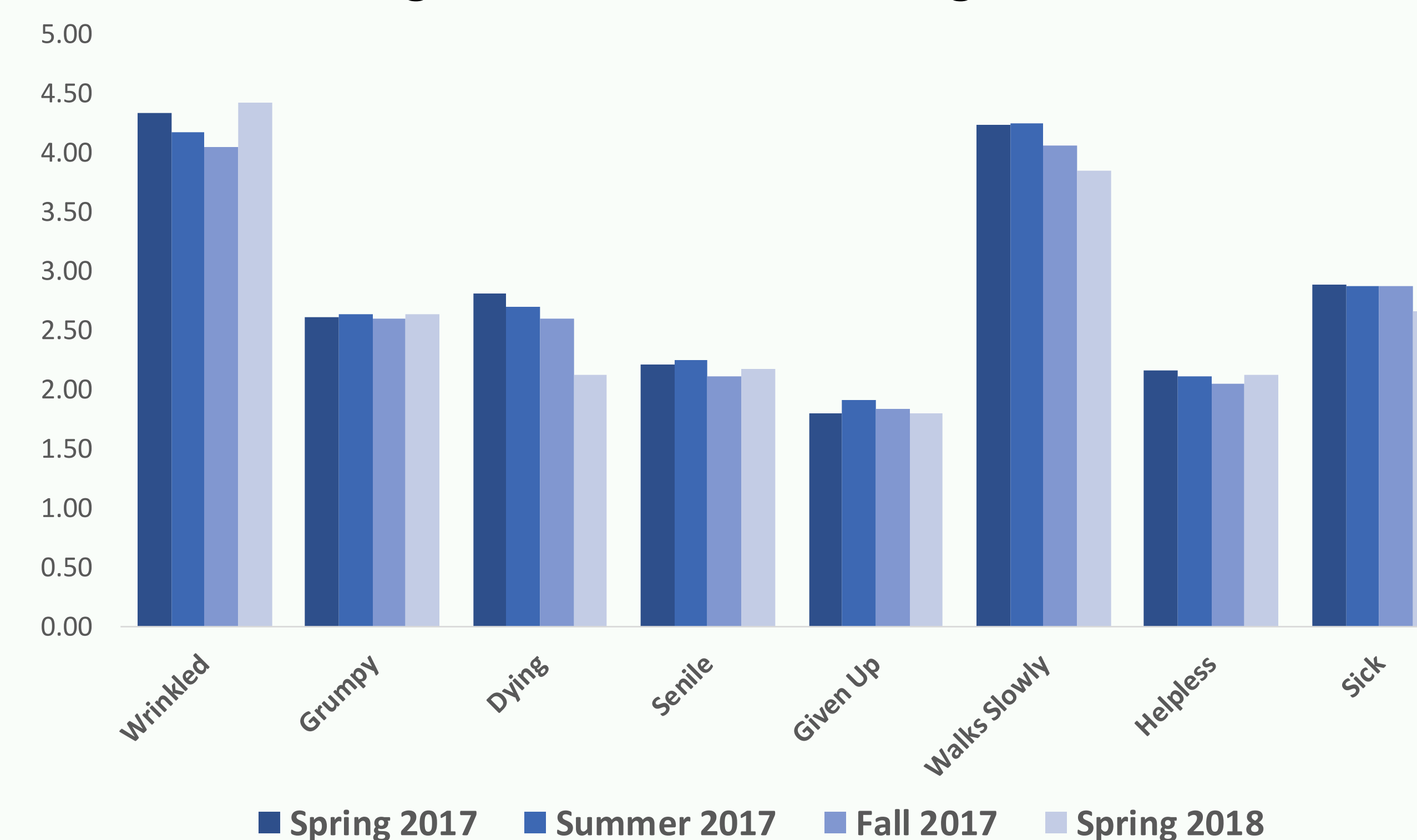
By Semester

- Positive Stereotypes Increased
- Negative Stereotypes Decreased

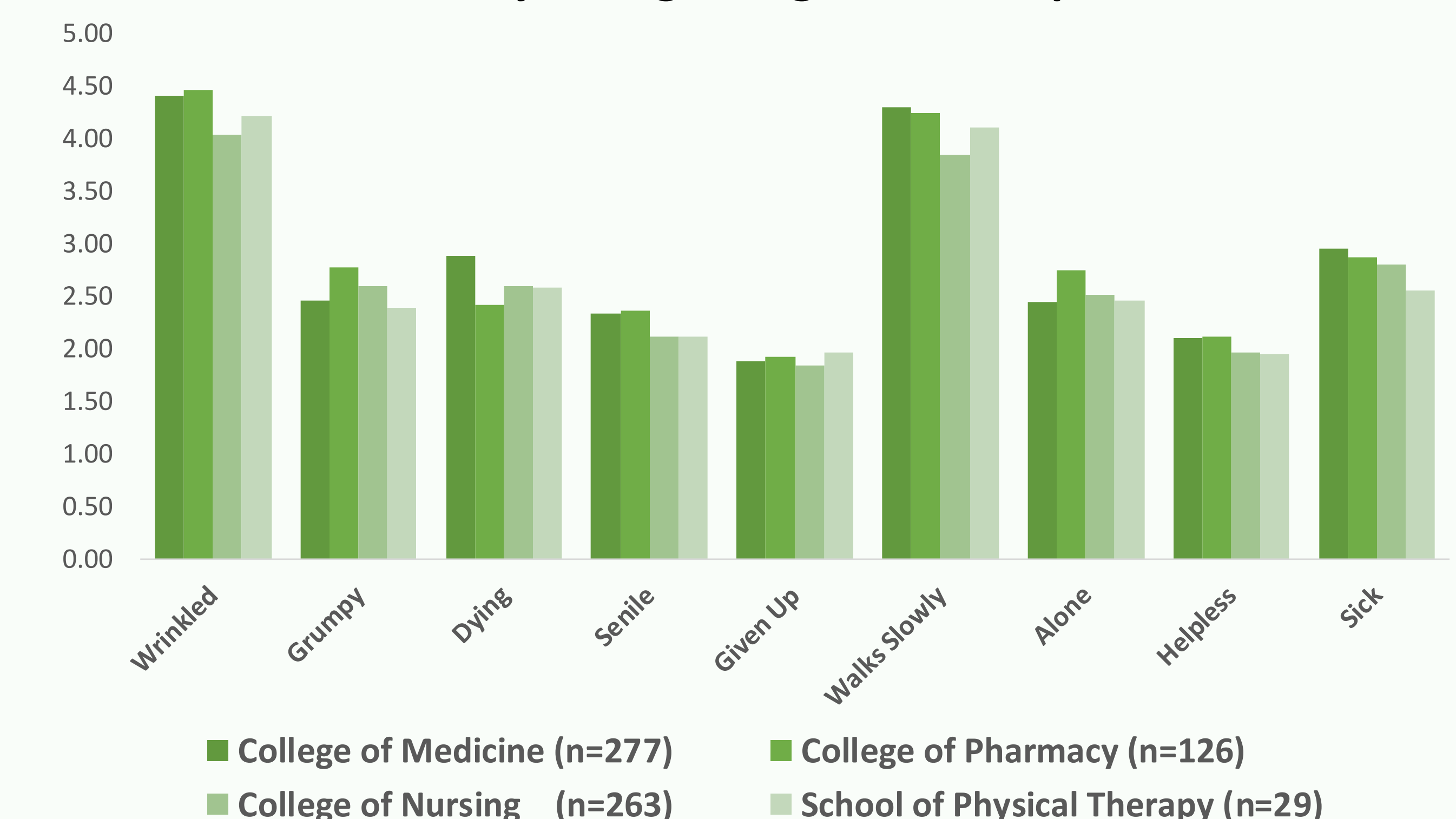
By College

- Doctor of Physical Therapy students held the most positive stereotypes, followed by Nursing, Pharmacy, and Medicine.
- Doctor of Pharmacy students held the most negative stereotypes, followed by Medicine, Physical Therapy, and Nursing.

Images of Aging:
Change over Semesters on Negative Items



Images of Aging:
Scores by College, Negative Perceptions



	Spring 2017	Summer 2017	Fall 2017	Spring 2018
Positive	3.41	3.63	3.62	3.72
Negative	2.80	2.82	2.77	2.64

	College of Medicine	College of Pharmacy	College of Nursing	School of Physical Therapy
Positive	3.43	3.47	3.74	3.87
Negative	2.89	2.91	2.64	2.70

Conclusion

The Geriatrics Workforce Enhancement Program (GWEP) appears to have a positive effect on graduate health professions students' age-related stereotypes of older adults. Future research should aim to follow students from entrance to completion of their programs to identify when negative age-related stereotypes are developed.

Acknowledgements

We would like to thank the USF GWEP Faculty & Staff. In particular, Adrian N. S. Badana, Bruce Robinson, Lucy Guerra, Melanie Michael, Victor Molinari, Amy Schwartz, Todd Wills, Cheryl Wilson, and Anna Wenders.