

Sequential Intercept Mapping

Transforming Services for Crossover Youth with Mental Illnesses and/or
Substance Use Disorders Involved with the Juvenile Justice System

**Criminal Justice, Mental Health, and Substance Abuse
Technical Assistance Center**



Overview

About Us

What Does the Research Say?

Palm Beach County Data

The Challenge & Solution

SIM Model & Intercepts

Action Planning

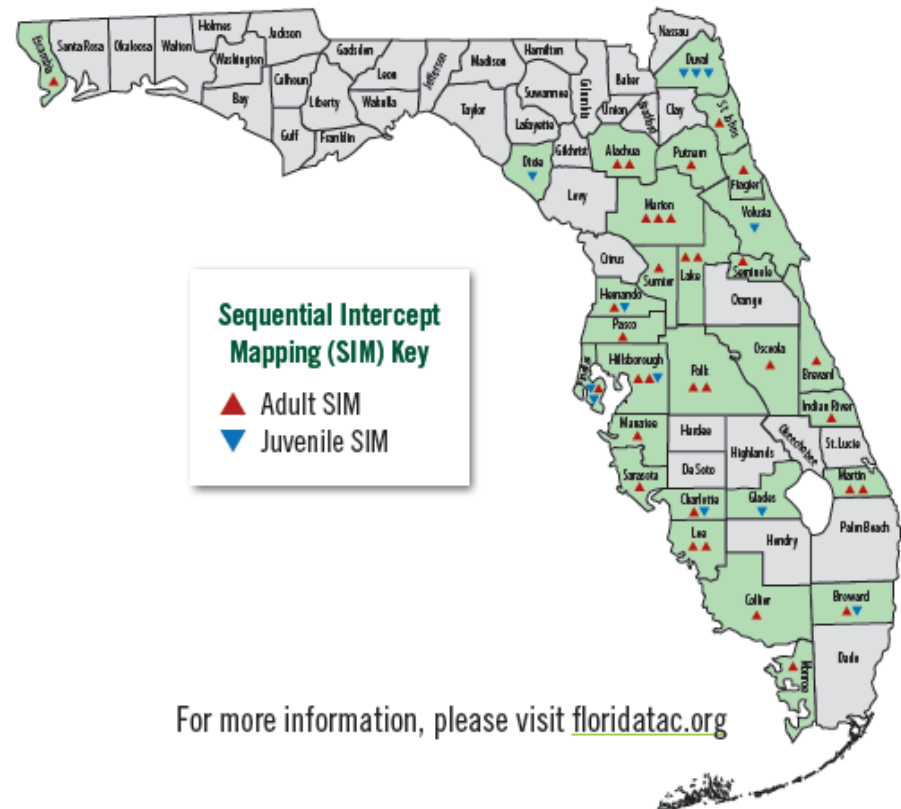
Next Steps

Contact Information

CJMHSA Technical Assistance Center

- Funded by Department of Children and Families
- Provide training/technical assistance for grantees of the CJMHSA reinvestment program
- Access to national and statewide subject matter experts and resources
- Menu of services
 - Mapping
 - Facilitation/planning
 - Grant writing
 - Topic-specific trainings

CJMHSA TAC SIM Mappings 2008-2022



Virtual Mapping: What to Expect

- Virtual participation:

- ✓ Cameras

- ✓ Mute

- ✓ Chat box

- Live note taking



THE COWORKER WHO
STEALS YOUR LUNCH

WORK-FROM-HOME
PROBLEMS



THE JERK WHO DOESN'T
REFILL THE COFFEE MAKER

What does the Research Say?

- A relationship exists between mental health problems and juvenile delinquency.
- Mental health problems and/or co-occurring mental health and substance use disorders increase a youth's risk of involvement in the justice system.
- Research also demonstrates substantial racial disparities in juvenile justice and behavioral health settings.

Palm Beach County Data

2020 US Census Data

- 19% of population is <18
- Median household income \$65,015 (FL: \$57,703)

2020 Florida Youth Substance Abuse Survey

- 1.8 ACEs on average reported by Palm Beach County HS students
- 18.4% of HS students exposed to at least 4 ACEs (FL: 21.7%)
- 26% have mental illness within their household (FL: 31%)

CIT

- 78% CIT-trained, PBSO lead CIT trainer

FY19-20 Baker Act Report

- 9,682 involuntary examinations for all ages
- Youth <18 is 19.67% of all exams
- Crossover Youth is 13%

FDLE Data (UCR)

- Overall juvenile arrests decline since 2017
 - 3,220 arrests in 2019
 - 3,695 arrests in 2018
 - 4,070 arrests in 2017

DJJ Data (9/2021-8/2022)

- 696 youth eligible; 490 received civil citation

Civil Citations & Arrests (33407 area code)

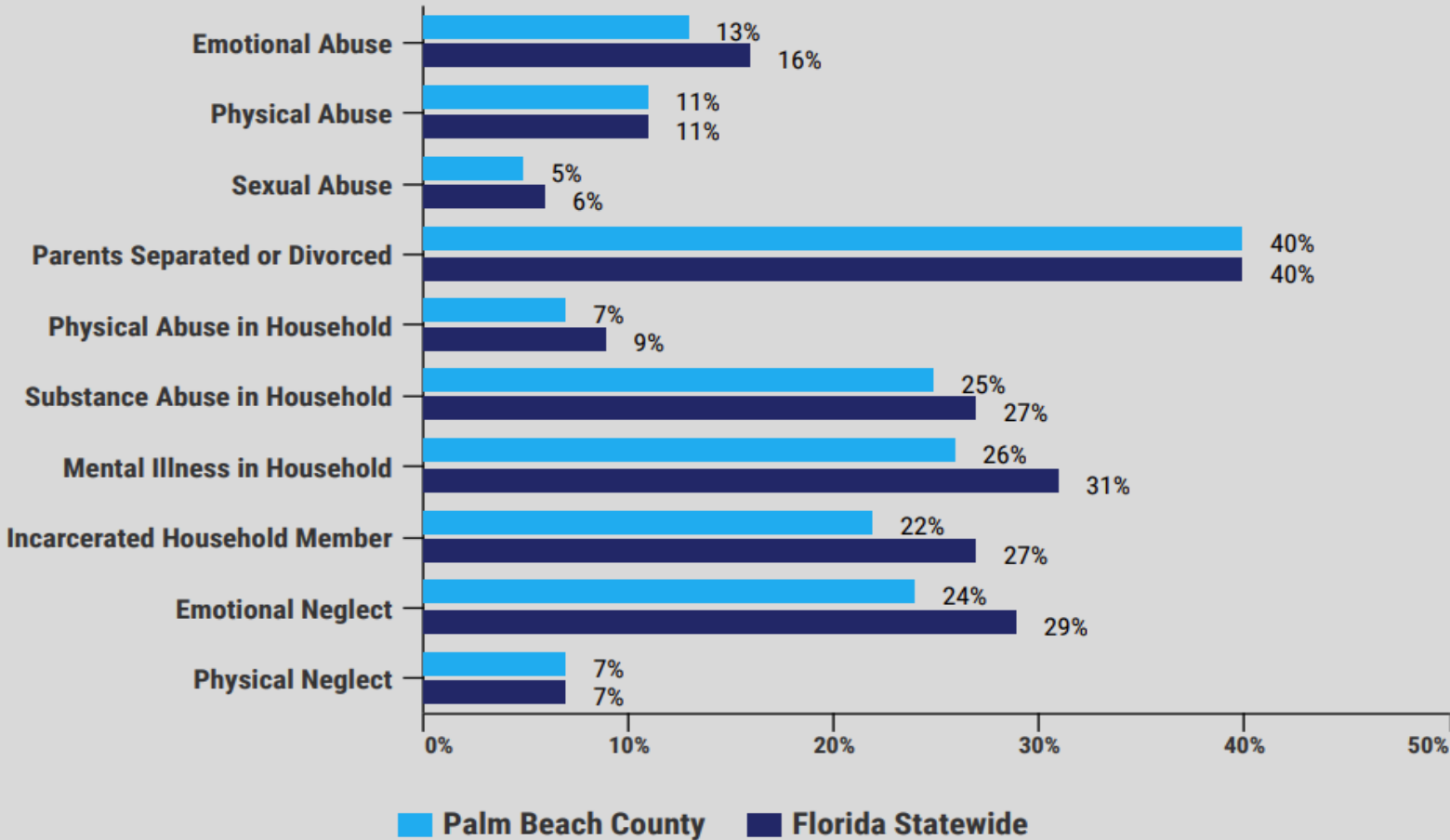
Month	Eligible Youth	Youth Issued CC	Total # of Arrests	# of Youth Arrested (unduplicated)
March 2022	4	3	6	5
April 2022	3	2	12	11
May 2022	1	1	13	13
June 2022	2	2	9	8
July 2022	1	0	12	9
August 2022	1	0	7	7
Totals	12	8	59	53

MH/SUD Screenings

- 40% screen positive for MH (MAYSI thought disturbance)
- 8.6% screen positive for SUD (MAYSI alcohol/drug use)


2020 Florida Youth Substance Abuse Survey

How prevalent is childhood trauma among Palm Beach County and Florida youth?



The Challenge

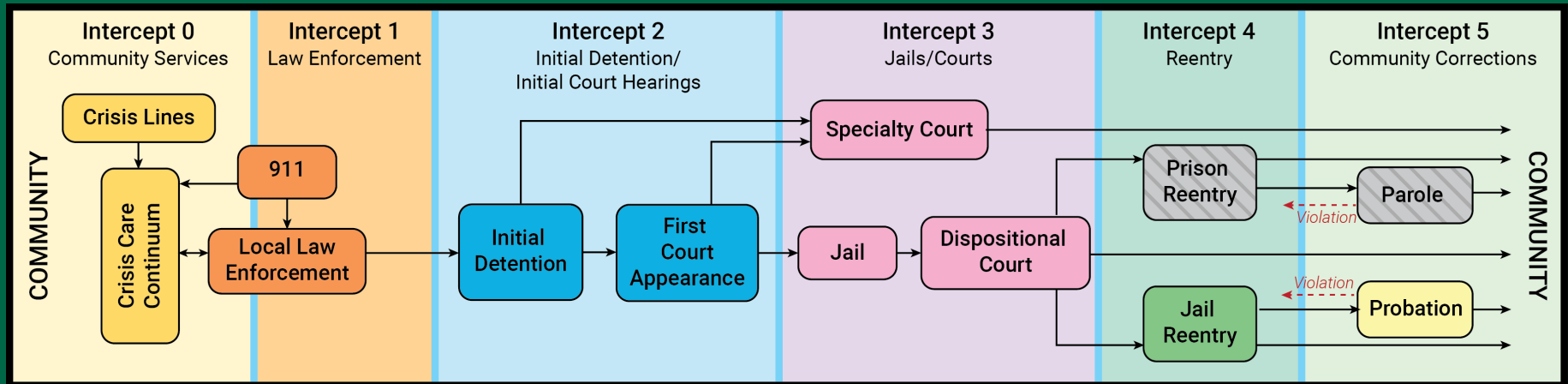
- Juveniles become involved in multiple systems simultaneously:
 - Mental health
 - Substance use
 - Juvenile justice
 - Education (traditional, alternative)
 - Child welfare and other social services (homeless, CINS/FINS)
- Costly services – particularly for juveniles who access multiple systems multiple times (cycle and recycle through)
- **SOLUTION: Cross-Systems Collaboration**



Solution: Sequential Intercept Mapping

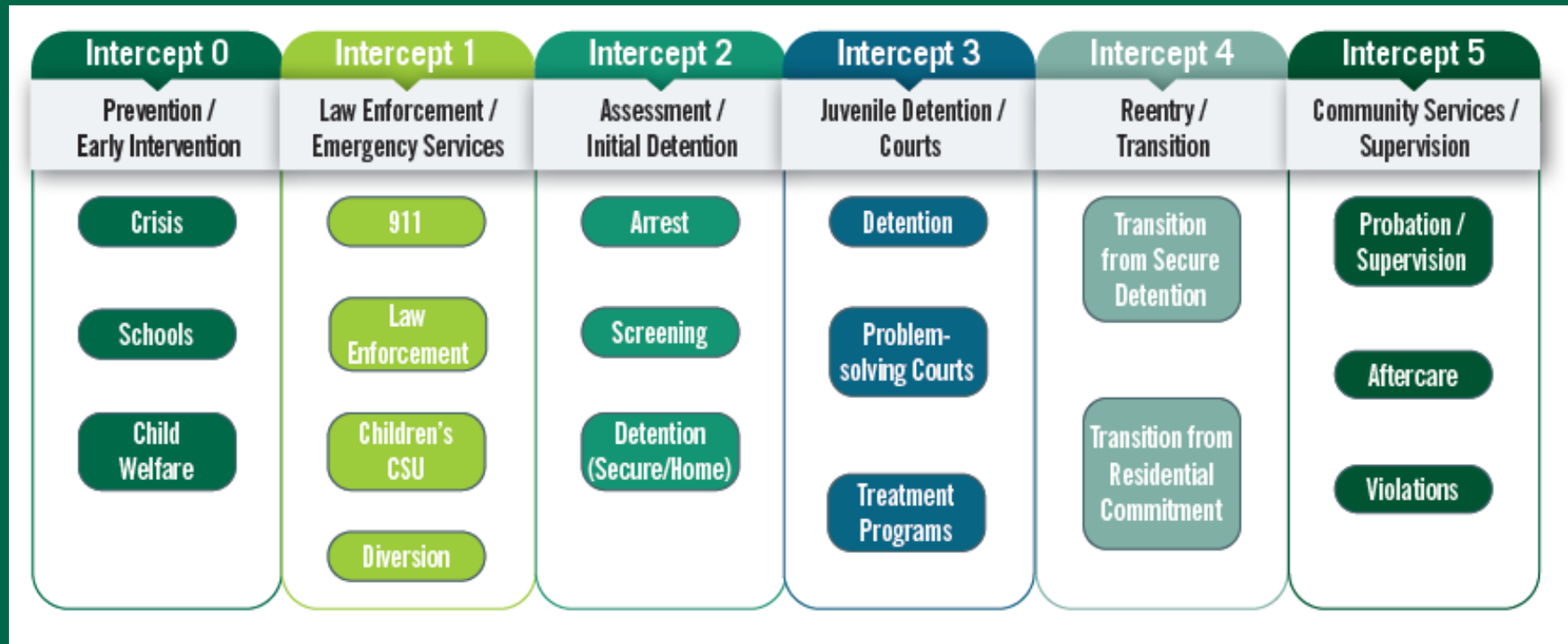
- Strategic planning process that assesses community assets/gaps for individuals with MI/SUD involved with the juvenile justice system
- Individuals flow through the juvenile justice system in predictable ways
- Illustrates key points to “intercept” individuals in order to ensure:
 - Prompt access to treatment
 - Opportunities for diversion
 - Timely movement through juvenile justice system
 - Linkage to community services

Sequential Intercept Mapping: “The Model”




© 2016 Policy Research Associates, Inc.

Sequential Intercept Model: Juvenile Modification



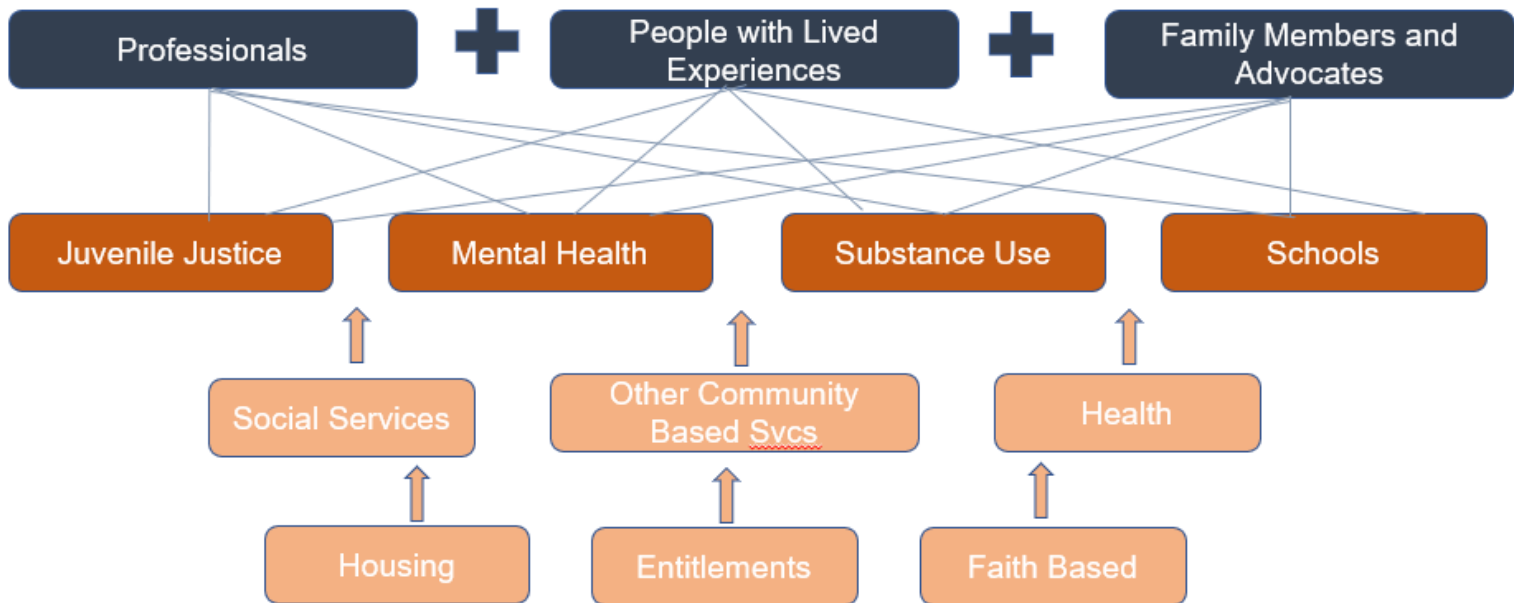
WHO of Palm Beach County Mapping

- **Crossover youth (ages 16-24) with...**
 - Serious mental illnesses
 - Substance use disorders
 - Co-occurring disorders (SAMH, primary care)
 - Involvement in or at risk of involvement in the juvenile justice or adult systems
 - Prevention, intervention, diversion, and treatment services



Collaboration and Coordination is Key

TASK FORCE COLLABORATION



Day 2: Action Planning

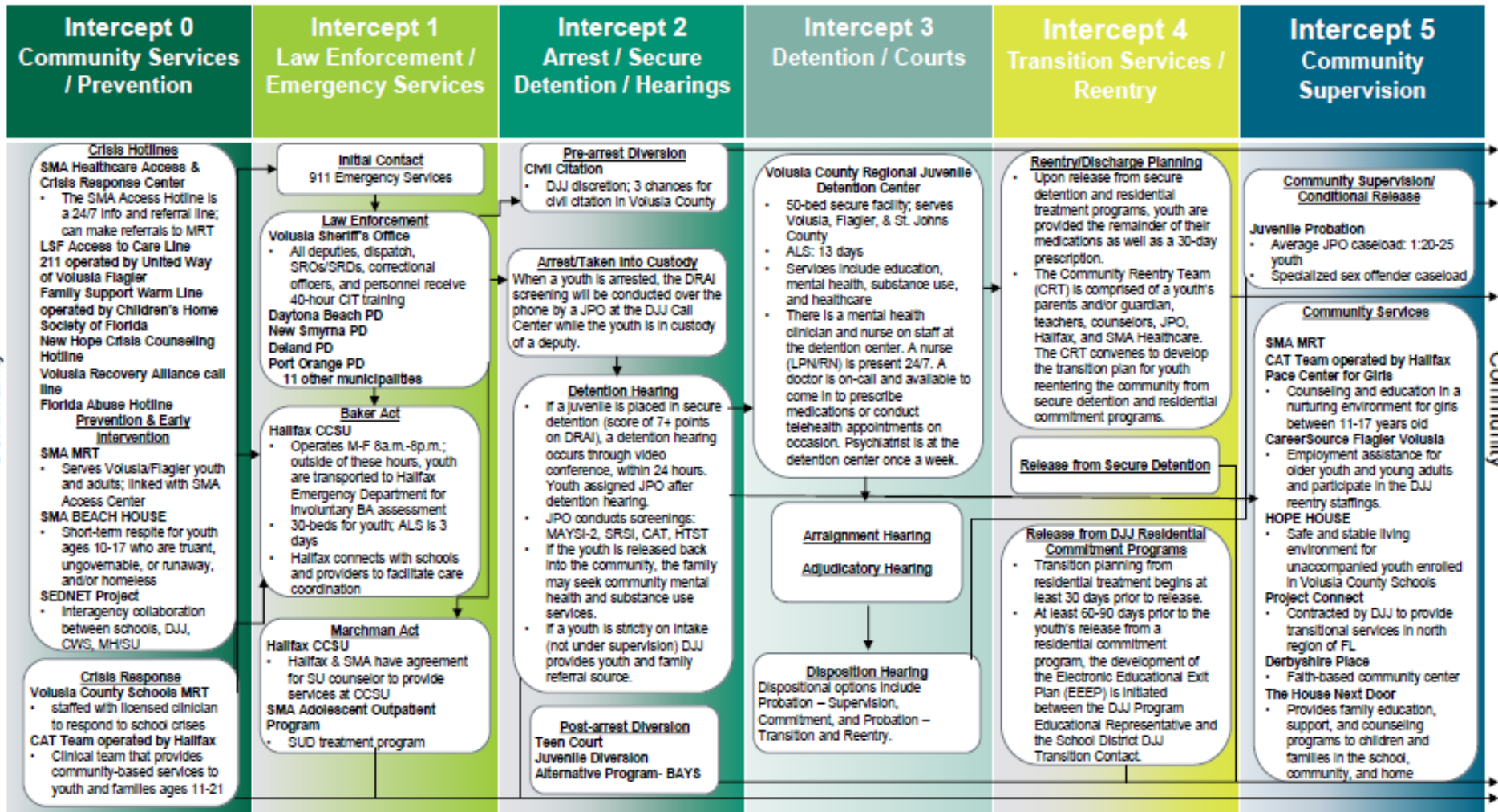
Goal: broad statement of the intended outcome

Objective: supports the goal and how the goal will be accomplished

Task	Performance Measure	Lead Person or Organization	Projected Completion Date
Clearly identify the tasks associated with accomplishment of each objective, there may be several tasks associated with an objective	Describe how performance of each task will be measured	Identify the person or organization responsible	Identify a target completion date

Example Juvenile SIM Map

Juvenile Sequential Intercept Map: Volusia County, Florida





UNIVERSITY of
SOUTH FLORIDA

College of Behavioral & Community Sciences

Criminal Justice, Mental Health, and

Substance Abuse Technical Assistance Center

Next Steps

- Report draft for grantee review within 30 days
- Present to your planning council or coordinating council
 - DCF CJMHSA Reinvestment Grant Program
- Access to USF's CJMHSA TAC website and national resources (www.floridatac.org)
- Implementation, data, outcomes

Action Planning



Intercept 4

Priorities

1. Expand Community Support Center
2. Expand Service Provider Internship Program
3. Develop Peer Capacity
4. Expand Institutional Support (University of Miami)
5. Increase Peer Community
6. Continue to address needs (PHAC)
7. Expand (Mentor) Support of MENT (for other students, Faculty, staff?)
8. Develop Formal Alumni Program for Mentoring CPS

Intercept 5

9. Address barriers to being a peer
10. Increase Service/Education for families of adult students at UF

Community & real services

Handwritten notes and diagrams under the 'Community & real services' section, including phrases like 'Mentorship', 'Peer Support', and 'Community Support'.

Priority Voting

Action Planning Process

Breakout groups by county

Assign Recorder

Assign Reporter

Complete handout or laminated sheet

Present out to the larger group

Discussion on modifications, additions etc.

Action Planning

WHY Goal: broad statement of the intended outcome

Objective: supports the goal and how the goal will be accomplished

Task HOW WE DO IT	Performance Measure WHAT PROVES WE DID	Lead Person or Organization WHO DOES IT	Projected Completion Date WHEN IS IT DONE
Clearly identify the tasks associated with accomplishment of each objective, there may be several tasks associated with an objective	Describe how performance of each task will be measured	Identify the person or organization responsible	Identify a target completion date

Stakeholder Meetings

Palm Beach County Substance Awareness Coalition

Palm Beach County Behavioral Health Coalition

Public Safety Coordinating Council

Opioid Prevention Task Force

Prescription Drug Taskforce

Community Health Action Team (CHAT) Meeting

SIM Values

Respect

Recovery is
possible!

Hope

“Person first”
language

Choice

Celebrate
diversity

Contact Us

Abby Shockley, MPH
Director, CJMHSA TAC
ashockley1@usf.edu

Katelind Melendez, M.A., M.S.
Assistant Program Director,
CJMHSATAC
katelind@usf.edu

Beth Holland, MBA
Learning & Development
Facilitator, CJMHSA TAC
holland75@usf.edu

Eryka Marshall, M.A., LMHC
Subject Matter Expert
eryka@usf.edu

CJMHSATAC Website
www.floridatac.org



Questions?

