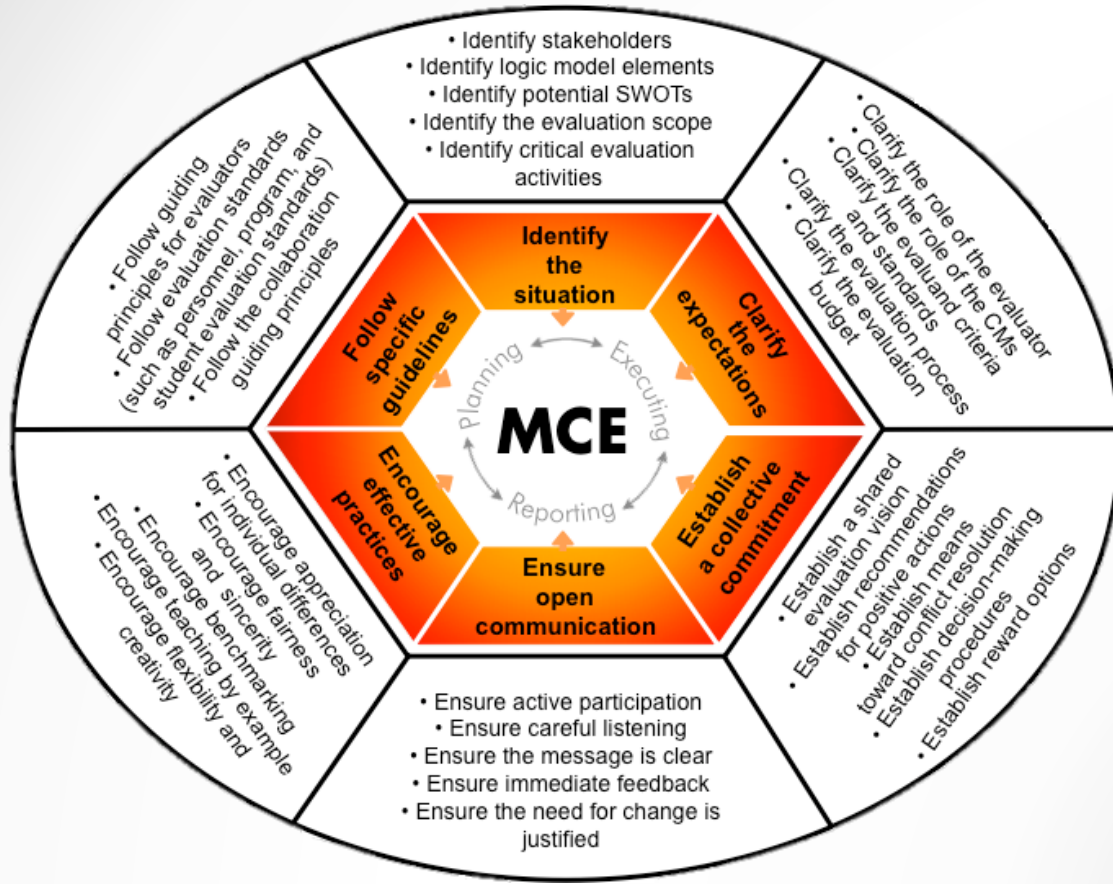


A Collaborative Evaluation of Instructional Design Practice in Higher Education



Samantha Petzold-Lopez
University of South Florida

January 2022



The Model for Collaborative Evaluations. Reprinted from *Collaborative Evaluations Step-by-Step* (p. 14), by L. Rodríguez-Campos & R. Rincones Gómez (2nd ed.), 2013, Stanford, CA: Stanford University Press. Copyright 2013 by Liliana Rodríguez Campos and Rigoberto Rincones-Gómez. Reprinted with permission.



COURSE SUCCESS

COURSE ALIGNMENT



Quality Matters Rubric: Alignment between course objectives and assessments.

COURSE DESIGN & DEVELOPMENT



Instructional Designer: Faculty work with instructional design & development team.

COURSE IMPLEMENTATION



Interactions: Student-to-Instructor, Student-to-Content, Student-to-Student.

STUDENT SATISFACTION



Student Feedback: Mid and/or End of semester surveys.

Identify the Situation

Kick-off Meeting.

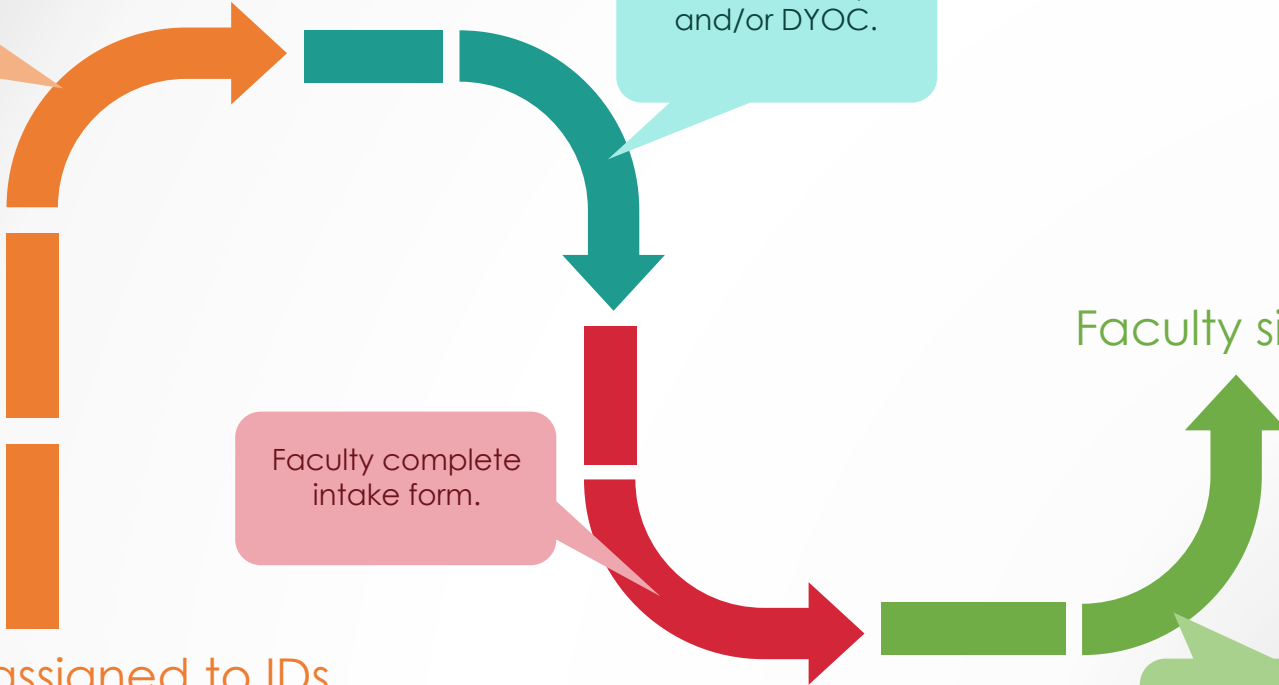
QM Workshop
and/or DYOC.

Faculty complete
intake form.

Faculty sign-off

Technology tools
training.

Courses assigned to IDs



Clarify the Expectations

Category	Question	Minutes
Introduction question/s	To the best of your knowledge, what is the role of an instructional designer?	2-3
Key question/s and probes	From your recent experience, describe the process of collaborating with an instructional designer.	3-4
	What part of the process was most helpful?	2-3
	What have you gained from collaborating with an instructional designer?	2-3
transition	We have established so far that __. Would you willingly choose to collaborate with an instructional designer again? Why/Why not?	3-4
	What type of incentive would influence your decision to collaborate with an instructional designer?	2-3
	What questions/concerns about online learning do you still have?	2-3
Ending question/s	What would you like to see instructional designers do differently?	2-3
	Do you have anything else you want to share that we have not talked about?	2
Total minutes		20-28

Interview Instructors




Email invitation to all faculty/adjunct instructors who worked with the instructional design & development team.



One-on-one interviews hosted online in Teams

Clarify the Expectations



Instructional Designers' Role



Create workgroups for each task identified.



Delegate group leaders.

Establish a Collective Commitment

Positive Actions



Attend meetings.



Meet deadlines.




Journal in research
notebook.

Thank you!

Questions?

More Information?



Samantha Petzold-Lopez, M.Ed.

spetzold@usf.edu