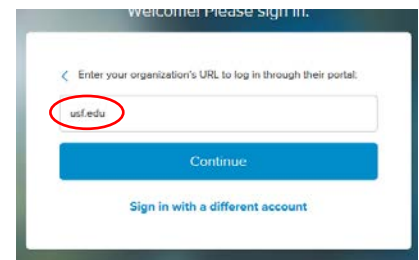
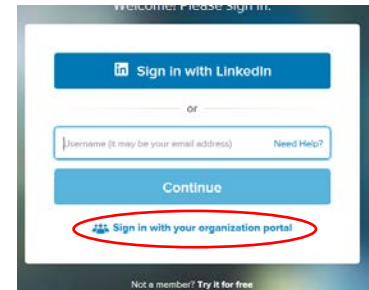
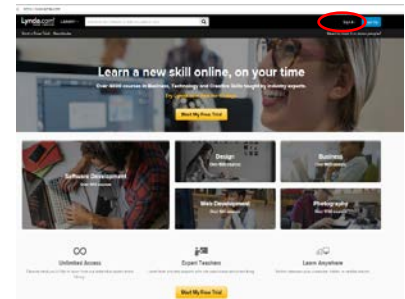


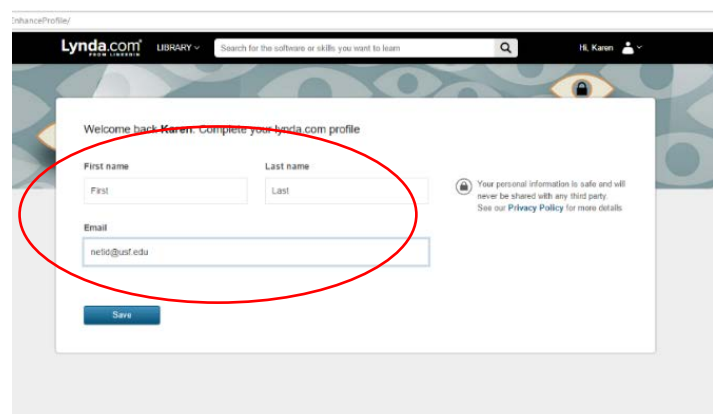


How to Access Lynda.com through USF

1. Click "Sign In" in the upper right corner
2. Click "Sign in with your organization portal"
3. Enter "usf.edu" and click on Continue



4. The first time that you sign in, you'll be redirected to the NetID Single-Sign on, followed by a profile screen. You'll need to enter your name and email address for the profile.



5. Click save and that's it! Next time that you go to Lynda.com, you can sign it from the Lynda website as long as you click the "sign in with your organizational portal" option.