

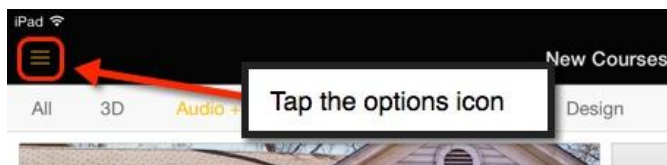
iOS Instructions: Download and Log in to the Lynda.com Smart Phone App

These directions detail how to log in to Lynda.com using the Lynda app for iOS devices. For other devices, such as Android phones, access Lynda.com at their app page <https://www.lynda.com/apps>

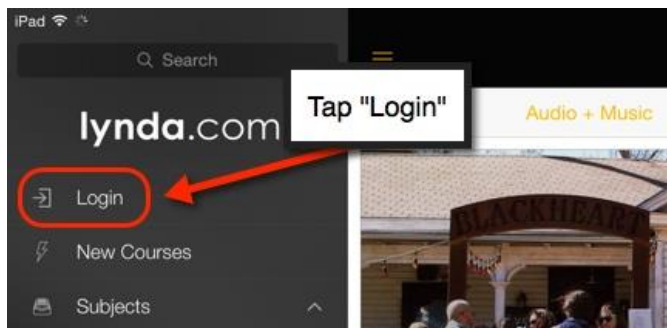
Requirements: iOS device running iOS7



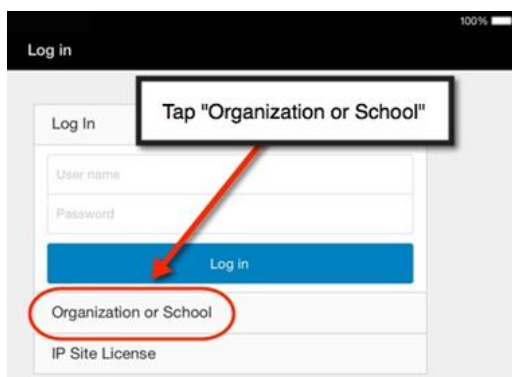
1. Go to the **app store**; search for and download the **Lynda.com app**
2. From your home screen or the app store download window, open the Lynda.com com app.
3. Once you open the app, tap the options icon.



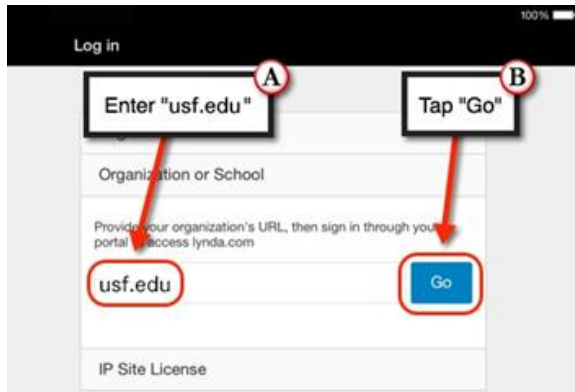
4. Tap the "login" icon



5. Tap "Organization or School" directly under the "login" bar.



6. Enter "usf.edu"



7. You'll be redirected to the USF portal. Log in with your NetID and Password.



8. You'll be redirected back to the Lynda app. You will now be signed in and can access the options menu for all of your needs.

