

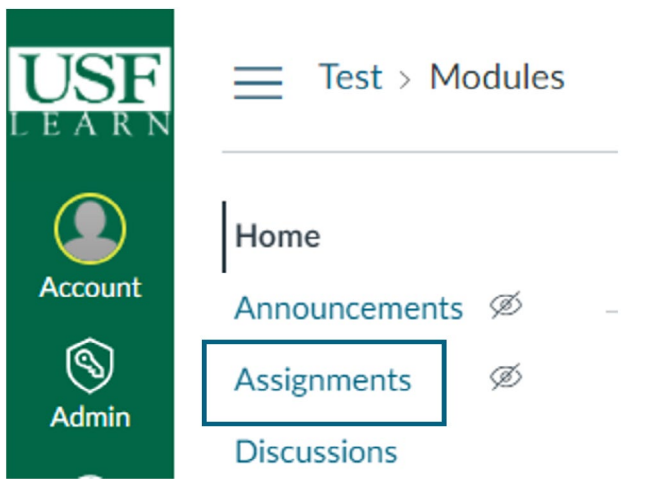
TURNITIN

CREATING AN ASSIGNMENT

TurnItIn allows faculty to check their students writing assignments against a database of academic work to see if their students' submissions are plagiarizing. This guide will cover how to create a TurnItIn assignment in Canvas LMS.

01

Access your Canvas course and click on **Assignment** in your Course Navigation



02

Next, click on **+Assignment** in the upper right-hand corner of your screen.



03

Under submission type select **Online** and check **File Uploads**.

Submission Type

Online

Online Entry Options

Text Entry

Website URL

Media Recordings

File Uploads


Restrict Upload File Types

04

Next, under Plagiarism Review select **Turnitin** and you will be presented with submission options and similarity report exclusions (this can be changed later).

Plagiarism Review

Turnitin

 [Need help?](#)

Store submissions in:

Standard paper repository

Compare submissions against:

Student repository

Website content

Periodicals, journals and publications

Similarity Report:

Exclude bibliographic materials

Exclude quoted materials

Exclude small sources

Enable grammar checking using ETS® e-rater® technology

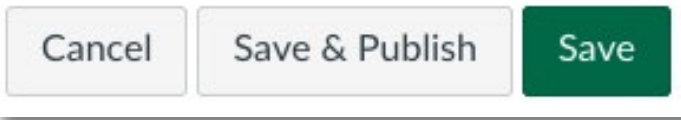
Save as default settings

Show report to students

Immediately

05

Scroll to the bottom of the page, and click **Save** or **Save and Publish**.



Quick TIP

The TurnItIn originality report can be a busy page. Using the filtering tools, you can exclude quotes, bibliography, and sources under a specified word limit.

