

HOW TO MONITOR A PEER REVIEW ASSIGNMENT

Peer review assignments provide students with the opportunity to give feedback on each other's work. With a Canvas peer review assignment, student names may be displayed to each other, or you may opt to make the peer review process anonymous. You can also opt to provide students with a rubric they can use to grade and provide feedback on each other's work.

01

When creating the assignment, check the box next to "Require Peer Reviews".



Peer Reviews

Require Peer Reviews

02

You will be presented with the option to Manually Assign Peer Reviews or Automatically Assign Peer Reviews.

How to Assign Peer Reviews

- Manually Assign Peer Reviews
- Automatically Assign Peer Reviews

- Manually Assign Peer Reviews - requires you to manually assign students to review other students' work.
- Automatically Assign Peer Reviews - Canvas will randomly assign students to review as many peers as you specify.

NOTE

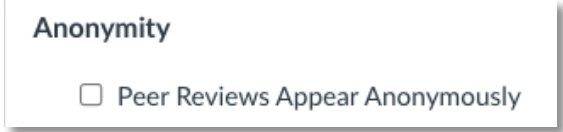
If the option to Automatically Assign Peer Reviews is selected, the peer reviewers will be generated once the submission/assignment due date has passed. If you would like peer review to occur later, you can specify this date in the "Assign Reviews" field.

Was this resource helpful? [Tell us how we did.](#)

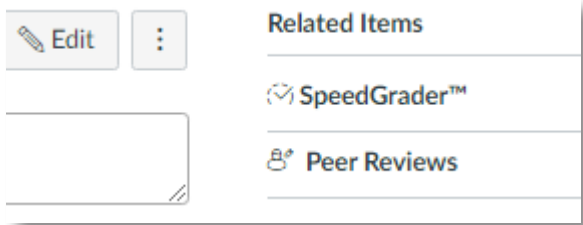
Developed by Digital Learning, USF Innovative Education • Visit us on [LinkedIn](#)

Additional faculty resources at [USF Digital Learning](#) • Email facultysupport@usf.edu for questions & training

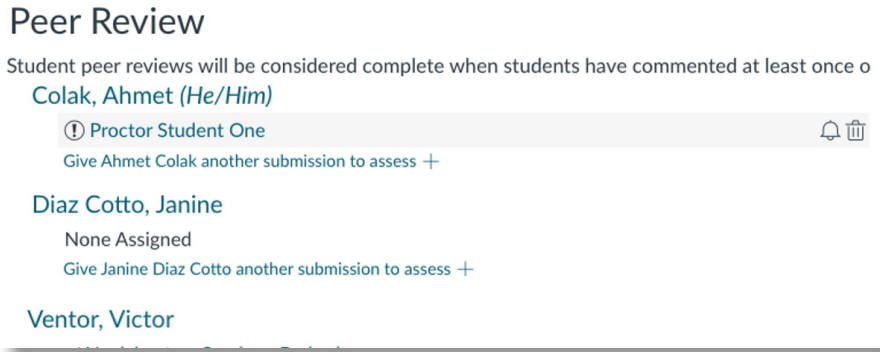
03 If you select the “Peer Reviews Appear Anonymously” option, students will be able to see the feedback by their reviewer(s) but will not be able to see the names of the peers who provided reviews on their work.



04 Once you “Save” your changes to the assignment, you will see the option “Peer Reviews” on the right side of the page.



05 From this page, you can assign students peers to review (if needed), monitor the status of peer reviews, remind students of the peer reviews they still need to complete (by clicking the bell icon that appears on hover), and view students’ reviews (by clicking on the names of students they were assigned to review).



Was this resource helpful? [Tell us how we did.](#)

Developed by Digital Learning, USF Innovative Education • Visit us on [LinkedIn](#)

Additional faculty resources at [USF Digital Learning](#) • Email facultysupport@usf.edu for questions & training